

PLAYOFF GUIDE



TM

CONTENTS



Playoff Media Guidelines.....	2	Single-Season Leaders.....	102
Wild Media Relations Team.....	3	Team Records.....	104
2021 Stanley Cup® Playoff Format.....	4	Record Book.....	106
2021 Stanley Cup® Playoffs Bracket.....	5	Playoff Notes.....	118
Staff Directory.....	6	Honda West Playoff Opponents.....	119
Team Management.....	10	Head-to-Head Statistics vs. Playoff Opponents.....	122
Hockey Operations.....	12	2020 Playoffs.....	128
How the 2020-21 Wild Was Built.....	20	2018 Playoffs.....	130
The Players.....	21	2017 Playoffs.....	132
Players Game-By-Game.....	66	2016 Playoffs.....	134
2021 Taxi Squad.....	77	2015 Playoffs.....	136
2021 Minnesota Wild Playoff Roster.....	82	2014 Playoffs.....	138
2020-21 Season Notes.....	84	2013 Playoffs.....	140
2020-21 Team Game-By-Game.....	86	2008 Playoffs.....	142
2020-21 Statistical Breakdown.....	87	2007 Playoffs.....	144
2020-21 Final Player Stats.....	90	2003 Playoffs.....	146
2020-21 Home/Road Splits.....	91	Playoff Record Book.....	149
2020-21 Season Highs & Lows.....	92	All-Time Playoff Scoring & Goaltending.....	158
2020-21 Injury Report.....	93	All-Time Playoff Leaders.....	160
2020-21 Transactions.....	94	Playoff Firsts.....	161
The Last Time.....	96	2020-21 Wild Prospect Report.....	164
All-Time Awards & Accolades.....	98	2020-21 Iowa Wild.....	166
All-Time Streaks.....	99		
All-Time Leaders.....	100		

2021 MINNESOTA WILD STANLEY CUP® PLAYOFF GUIDE

MINNESOTA WILD HOCKEY CLUB

317 WASHINGTON STREET | SAINT PAUL, MN 55102

PHONE: (651) 602-6000 | FAX: (651) 222-1055 | TICKETS: (651) 222-WILD (9453) | WILD.COM

Director of Media Relations

Aaron Sickman

Media Relations Specialist

Megan Kogut

Special Thanks

**Minnesota Wild Business Staff,
National Hockey League,
Elias Sports Bureau**

Photography

Bruce Kluckhohn, Getty Images

The information contained in this publication was compiled by the Minnesota Wild and is provided as a courtesy to our fans and the media, and may be used for personal and editorial purposes only. Any commercial use of this information is prohibited without the prior written consent of the Minnesota Wild Hockey Club and Minnesota Sports & Entertainment.

All NHL and team insignias depicted in this publication are the property of NHL Enterprises, inc. and the respective teams and may not be reproduced for commercial purposes without the prior written consent of NHL Enterprises, inc. The information contained in this publication was gathered through May 15, 2021



MEDIA POLICIES AND PROCEDURES

MEDIA RESOURCES

WILD.COM/PRESSBOX: The Minnesota Wild media website www.wild.com/pressbox provides media access to team press releases, game notes, multimedia and game-day statistics, along with team publications and other media information. Media must use the site to request credentials to Wild practices, morning skates and Stanley Cup Playoff games at Xcel Energy Center.

TWITTER: Follow @mnnwildPR on Twitter to get the latest news and notes from the team, including practice times, player interviews and other valuable media information from the official Wild Public Relations Twitter account.

MINNESOTA WILD WIRELESS INFORMATION:

Wireless access is available throughout Xcel Energy Center by connecting to the **WildMedia** network. Please enter **WildMedia** for the password when instructed.

ACCESS: All media access to Players, Coaches and Executives during the 2021 NHL Stanley Cup Playoffs will be conducted virtually. There will be no event level or locker room access by any media during the 2021 NHL Stanley Cup Playoffs, and no in person interviews will be permitted at any time. The Minnesota Wild organization and Communications department strive to make its players, coaches, management and other personnel available in a timely and responsible fashion to all accredited members of the media.

PRACTICE AND MORNING SKATE ACCESS: Media interested in covering the Minnesota Wild daily practices and morning skates during the 2021 Stanley Cup Playoffs must register to attend by **4 p.m. the day before a practice or morning skate** by visiting wild.com/pressbox and clicking "Practice Sessions Credentials". Media must submit a separate request for every practice and morning skate they plan to attend this postseason.

SINGLE-GAME CREDENTIALS: Single-game credentials must be requested no later than **4 p.m. the day before a game**. Requests should be made by clicking on the "Game Day Credentials" link located at wild.com/pressbox. Once approved, single-game credentials may be picked up beginning 1.5 hours prior to game time at the Xcel Energy Center Box Office inside the Gate 1 Lobby on Kellogg Boulevard. Limited credentials are also available for reporters that would like to do live shots inside Xcel Energy Center. Media credentials are not transferable and may be revoked for noncompliance or for violation of the NHL Media Access Policy or the 2020-21 NHL Season COVID-19 Protocol. The elevator to the press box is located in the southwest corner of the Xcel Energy Center near Section 107.

AL SHAVER PRESS BOX: Press seating at Wild home games at Xcel Energy Center for the 2021 Stanley Cup Playoffs is available to accredited media in the Al Shaver Press Box. The elevator to the press box is located in the southwest corner of Xcel Energy Center near Gate 2 and Section 107. To get to the press elevator, take a left once you enter the arena through the media entrance. Due to extremely limited press box seating during the Stanley Cup Playoffs, priority will be given to media that have covered the team consistently this season. Credentials provided to reporters doing live shots does not guarantee a seat in the press box.

MEDIA HEALTH SCREENINGS: Upon entering Xcel Energy Center, media will be required to fill out their **TalentMS** or wild.com/healthscreen questionnaires and undergo a temperature test (anyone that registers a temperature over 100.4 or higher will not be allowed access) and attest that they are free of COVID-19 symptoms. Anyone that has a symptom, has had exposure to someone with symptoms of COVID-19, or has a temperature, will not be admitted entry and: (a) will need to follow up with their own physician for care, and (b) shall require a letter from their physician providing written media clearance before they may be admitted entry to the club facility. The medical clearance must detail the steps that were taken to effect such clearance, and must be satisfactory to the Club doctor and to the Club's infectious diseases specialist.

- Media must social distance from one another (minimum 6 feet)
- Media must wear face coverings at all times inside TRIA Rink and Xcel Energy Center.
- Face coverings shall completely cover the mouth and nose, fit snugly against the sides of the face, and shall be secure under the chin.
- Gaiters and Bandanas are not permitted to function as face coverings.
- Use of a face shield does not eliminate the requirement to wear a face covering underneath.
- Face coverings with exhalation valves or vents are prohibited.
- Media will only have access to the main level and pressbox level at Xcel Energy Center. Media will not have access to the event level.
- The press dining room and media work room on the event level at Xcel

Energy Center are open to credentialed still photographers only.

PRACTICE/MORNING SKATE INTERVIEWS: All media access will be conducted virtually. Minnesota Wild Head Coach **Dean Evason** and select players will be available to media via Zoom following each practice session. Please contact **Aaron Sickman** or **Megan Kogut** if you have specific interview requests or questions.

POST-GAME INTERVIEWS: Approximately 10 minutes following the conclusion of each NHL game, the Wild will make a representative number of players and Head Coach Dean Evason available for virtual interviews. The media access period for both Clubs will run concurrently. The selected Players and Head Coaches of each Club will be positioned in a separate area of the venue for the interview access period. The virtual media access periods will be organized and moderated by each Club's communications staff. Please contact each team's communications personnel to request access to post-game interviews.

MEDIA MEALS: Very limited media meals and refreshments will be available in the Al Shaver Press Box prior to each game's puck drop. Media are encouraged to bring their own food and beverages.

PHOTOGRAPHERS: Only those photographers on assignment will be allowed access to designated photography locations at rink level and concourse positions. Xcel Energy Center spaces are accessible to local dailies and wire service photographers. Two photography positions are reserved for Wild team photographers. Additional photography positions are determined on a first-come, first-served basis and positions will be assigned by team photographer, Bruce Kluckhohn. In all cases, photographers should check in with Bruce Kluckhohn before the start of warm-ups. It is not possible to accommodate freelance photographers.

TELEVISION COVERAGE: All television stations are prohibited by the National Hockey League from shooting and distributing game footage of any contest that is being broadcast from Xcel Energy Center by the Minnesota Wild, the visiting team or network television. Requests for special features and the like should be directed to the Wild Communications department. Television stations are prohibited from doing live shots with the Xcel Energy Center ice in the background from 30 minutes prior to puck drop until 30 minutes after the completion of a game due to the exclusive rights holder broadcast window.

MEDIA PARKING AT XCEL ENERGY CENTER: Media that covered a majority of home games during the 2020-21 regular season will continue to use their access code given by the Wild PR department to use when entering the RiverCentre Parking Ramp for practice, morning skates and games. A Wild media credential and/or company issued media identification **WILL NOT** allow you access to the parking ramp for games. The RiverCentre Park Ramp has two entrances: on Kellogg Boulevard and on Exchange Street, which can be accessed via Eagle Street (at the Kellogg and West Seventh intersection). To enter the arena, media should take the West elevator to Skyway Level and then take the Skyway hallway elevator on the right down to level one to the RiverCentre Lobby and enter Xcel Energy Center through the Gate 1 East doors. An alternate option is to cross Kellogg Blvd. and enter through the RiverCentre Lobby.

MEDIA RELATIONS TEAM



AARON SICKMAN DIRECTOR OF MEDIA RELATIONS



asickman@wild.com


Aaron Sickman is in his 22nd year with the Minnesota Wild. He started as an intern with the organization in June of 1998 and has held a number of positions in the club's communications and broadcasting department including Manager of Corporate Communications and Internet Services, Communications Manager, Manager of Media Relations and Team Services and Director of Media Relations.

His responsibilities include facilitating interview requests for players and hockey operations personnel, overseeing the distribution of all team information and working closely with the organization's digital content department and rights holders FOX Sports North and KFAN. Sickman is also responsible for coordinating logistics with the players featured on Becoming Wild presented by Toyota. During his tenure with the Wild, the team has been named the recipient of the Dick Dillman Award, given to the NHL's top Public Relations staff in each conference by the Professional Hockey Writers Association, in 2005-06, 2016-17 and 2019-20.

Born in the Twin Cities, he attended John Marshall High School in Rochester, Minn., and graduated from Gustavus Adolphus College with a double major in Organizational Management and Geography. Sickman also holds a Master of Science in Sport Management from the University of Massachusetts Amherst and served as the media relations intern for the NFL's Miami Dolphins in 1997.

He and his wife, Kari, have two sons, Evan and Tate. The family resides in Rosemount.

MEGAN KOGUT MEDIA RELATIONS SPECIALIST



mkogut@wild.com

Megan Kogut is in her ninth season in the Wild media relations department and third as Media Relations Specialist. Her responsibilities include serving as the team contact for road games and NHL events, fulfilling interview and credential requests, compiling game notes, press box set up, maintaining statistical resources and creating and distributing weekly releases. She also works closely with the organization's creative services department creating, writing and updating the team's publications.

Kogut spent 2012 with the Minnesota Twins as the Baseball Communications Intern. Her duties included compiling daily press clippings, statistical packages, minor league reports and games notes, in addition to assisting with the team's publications. She also previously worked in minor league baseball with the Buffalo Bisons as a public relations intern during the 2010 season.

Born in Texas, Kogut grew up in Eagan, Minn. and attended Eagan High School before graduating from James Madison University in Harrisonburg, Va. She owns a bachelor's degree in communications studies with a concentration in public relations and a minor in sports communications.



2021 STANLEY CUP® PLAYOFFS FORMAT

The top four teams in each division will qualify for the Stanley Cup Playoffs, with intradivisional play in the first two rounds (#1 vs. #4; #2 vs. #3). The four teams that advance to the Semifinal Round would be seeded by their regular season points total, with the No. 1 seed playing the No. 4 seed in one series and the No. 2 and No. 3 seeds meeting in the other.

HONDA WEST ROUND ONE SERIES SCHEDULES

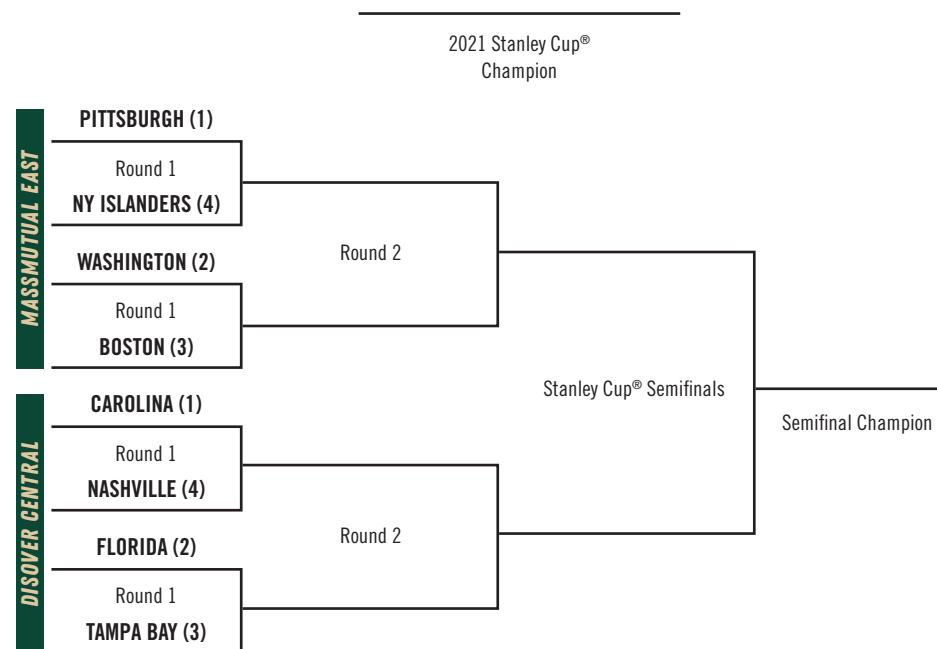
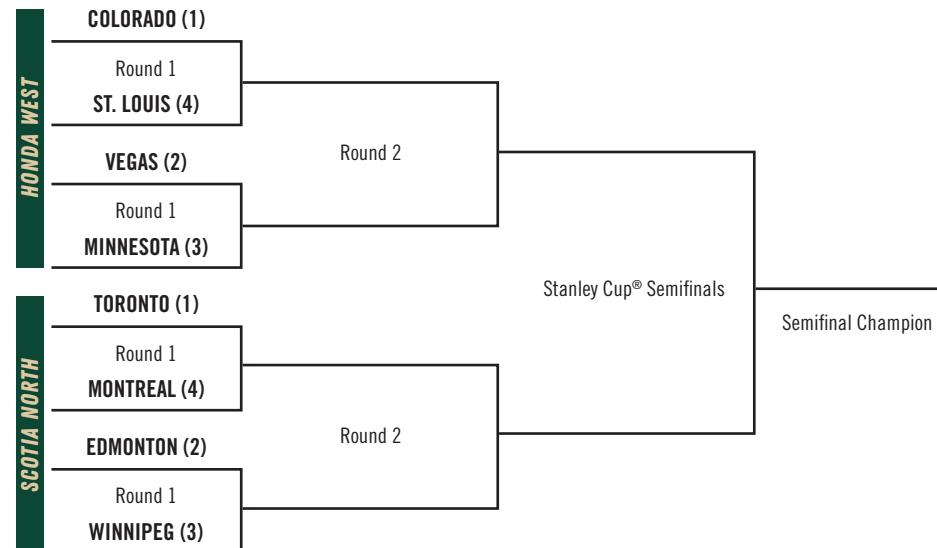
Date	Time (ET)	#1 Colorado vs. #4 St. Louis
Monday, May 17	10:00 p.m.	St. Louis at Colorado
Wednesday, May 19	10:30 p.m.	St. Louis at Colorado
Friday, May 21	9:30 p.m.	Colorado at St. Louis
Sunday, May 23	TBD	Colorado at St. Louis
*Tuesday, May 25	TBD	St. Louis at Colorado
*Thursday, May 27	TBD	Colorado at St. Louis
*Saturday, May 29	TBD	St. Louis at Colorado

Date	Time (ET)	#2 Vegas vs. #3 Minnesota
Sunday, May 16	3:00 p.m.	Minnesota at Vegas
Tuesday, May 18	10:00 p.m.	Minnesota at Vegas
Thursday, May 20	9:30 p.m.	Vegas at Minnesota
Saturday, May 22	8:00 p.m.	Vegas at Minnesota
*Monday, May 24	TBD	Minnesota at Vegas
*Wednesday, May 26	TBD	Vegas at Minnesota
*Friday, May 28	TBD	Minnesota at Vegas

* If necessary

Starting times and national broadcast information for games listed TBD will be announced when available.

2021 STANLEY CUP® PLAYOFFS BRACKET



2021 Stanley Cup®
Champion



STAFF DIRECTORY

MINNESOTA WILD HOCKEY CLUB

317 WASHINGTON STREET | SAINT PAUL, MN 55102

PHONE: (651) 602-6000 | FAX: (651) 222-1055 | TICKETS: (651) 222-WILD (9453) | WILD.COM

Board Members:

Craig Leipold (Owner/Governor), Kyle Leipold, Quinn Martin, Mark Pacchini, Dan Bowen, Steve Uline

Limited Partners:

Robert Hubbard, Stanley E. Hubbard, Stanley S. Hubbard, Horace H. Irvine III, Robert Marvin, Jr., Ford Nicholson, Todd Nicholson, Vance Opperman and Michael Reilly

EXECUTIVE MANAGEMENT

Owner/Governor.....	Craig Leipold
General Manager.....	Bill Guerin
President and Alternate Governor.....	Matt Majka
Chief Financial Officer and Executive Vice President.....	Jeff Pellegrom
Executive Advisor.....	Mike Modano
Executive Vice President, Business Development.....	Jamie Spencer
Senior Vice President, Corporate Partnerships and Retail Management.....	Carin Anderson
Senior Vice President, Marketing and Broadcasting.....	Mitch Helgeson
Vice President, Sales and Service.....	Maria Troje
Vice President, Facility Administration/General Manager, RiverCentre.....	Jim Ibister
Vice President, Finance and Controller.....	Trevor Shannon
Vice President, General Counsel.....	Steve Weinreich
Vice President/General Manager, Xcel Energy Center.....	Jack Larson
Vice President, People Strategy & Experience.....	Leah Pitzenberger
President, Iowa Wild.....	Todd Frederickson
Executive Assistant.....	Deb Hanson
Executive Assistant.....	Stephanie Huseby

HOCKEY OPERATIONS

Assistant General Manager.....	Tom Kurvers
Assistant to the General Manager.....	Michael Murray
Senior Advisor to the General Manager.....	Jack Ferreira
Senior Advisor to the General Manager.....	Randy Sexton
Head Coach.....	Dean Evason
Assistant Coach.....	Bob Woods
Assistant Coach.....	Darby Hendrickson
Assistant Coach.....	Brett McLean
Goaltending Coach.....	Frederic Chabot
Strength and Conditioning Coach M.Ed., C.S.C.S.....	Sean Skahan
Video Coach.....	Jonas Plumb
Skating and Skills Coach.....	Andy Ness
Director of Player Development.....	Brad Bombardir
Assistant Director of Player Development.....	Matt Hendricks
Director of Team Operations.....	Andrew Heydt
Director of Hockey Operations.....	Chris O'Hearn
Director of Hockey Analytics.....	Mat Sells
Video Scouting Coordinator.....	TJ Jindra
Hockey Operations Administrator.....	Cindy Sweiger
Director of Pro Scouting.....	Chris Kelleher
Pro Scouts.....	Mark Mowers, Richard Park
Director of European Scouting.....	Ricard Persson
European Scouts.....	Ladislav Benysek, Max Kolu, Ivan Nepriaev
Director of Amateur Scouting.....	Judd Brackett
Amateur Scouts.....	Patrick Baum, David Chiarelli, Christopher Hamel, Brian Hunter, Guy Lapointe, Dan LeBlanc, Dan Palango
Head Athletic Trainer.....	John Worley
Head Equipment Manager.....	Tony DaCosta
Assistant Athletic Trainer and Massage Therapist.....	Travis Green
Assistant Athletic Trainer.....	Philip E. Watson
Assistant Strength and Conditioning Coach.....	Trey Saari
Assistant Equipment Managers.....	Rick Bronwell, Matt Benz
Medical Director.....	Dr. Sheldon Burns
Team Physician.....	Dr. Dan Peterson

STAFF DIRECTORY



Orthopedic Surgeons.....	Dr. Joel Boyd, Dr. Brad Nelson
Craniofacial Surgeon.....	Dr. David Hamlar
Neurologist.....	Dr. Sonia Coelho Mosch
Team Dentist.....	Dr. Mike Pelke

BRAND AND GAME PRODUCTION

Senior Brand Advisor.....	John Maher
Senior Manager, Creative Services.....	Matt Minnichsoffer
Senior Graphic Designer.....	Allison Thompson
Team Curator.....	Roger Godin

DIGITAL AND BROADCASTING

Director, Digital Marketing and Broadcast.....	Kate Piedade
Executive Producer - Video.....	Paul Loomis
Producer.....	Chris Barriere
Executive Producer and Host - Radio.....	Kevin Falness
Radio Play by Play.....	Bob Kurtz
Radio Analyst.....	Tom Reid
Television Play by Play.....	Anthony LaPanta
Television Analysts.....	Ryan Carter, Lou Nanne, Mark Parrish, Wes Walz
Manager, Production Facilities Operations.....	Hank Dolan
Video Animator/Editor.....	Chad Gilmour
Videographer/Editors.....	Brandon McCauley, Dustin Peterson
Coordinator Digital Content.....	Dan Myers
Social Media Specialist.....	Erin Loughrey

COMMUNITY RELATIONS

Director, Community Relations and Hockey Partnerships.....	Wayne Petersen
Coordinator, Hockey Partnerships.....	Kalli Funk
Coordinator, Community Relations.....	Andrew Wolf
Learn To Play Manager.....	Keith Ballard

CORPORATE PARTNERSHIPS & SUITE SALES

Director, Corporate Partnerships.....	Bryan Bellows
Director, Corporate Partnership Activation.....	Ed Souter
Account Executive.....	Rob Bovee, Doug Ferguson, Trevor Wallace
Senior Partnership Activation Coordinator.....	Tim Groth
Partnership Activation Coordinators.....	Erika Lone, Katie Amys
Partnership Fulfillment Coordinator.....	Rich Sanislo
Senior Manager, Premium Sales.....	Mark Fasching
Suite Sales Account Executive.....	Stefan Driedger

FAN RELATIONS

Director, Customer Service and Retention.....	Erica McKenzie
Senior Account Executive, Fan Relations.....	Tyler Johnson
Event Administrator.....	Tawnya Vidnovic
Account Executives, Fan Relations.....	Jeffrey Baidoo, Nick Catton, Sarah Scinto
Senior Premium Services Executive.....	Jared Jenkins, Ryan Kronebusch

FINANCE & ACCOUNTING

Accounting Manager.....	Ryan Stevens
Senior Accountant.....	Jon Ball
Staff Accountant & Wild Foundation Accounting Manager.....	Brenda Reeves
Payroll Accountant.....	Denise Jenkins
Accounts Payable Administrator.....	Sandra Willson
Accounts Receivable Administrator.....	Emily Pink

HUMAN RESOURCES

Director, Human Resources - Talent and Culture.....	Emily Steuerwald
Senior Manager People Experience.....	Kara Sacchetti



STAFF DIRECTORY

INFORMATION TECHNOLOGY

Senior IT Manager	Mike Vevea
IT Manager	Rick Jacobson
IT Generalist	Jim Malone

LEGAL

Manager of Legal Affairs	Joshua Siskin
--------------------------------	---------------

MINNESOTA WILD FOUNDATION

Executive Director	Rachel Schuldt
--------------------------	----------------

MEDIA AND PUBLIC RELATIONS

Director of Media Relations	Aaron Sickman
Media Relations Specialist	Megan Kogut

MARKETING

Senior Director, Marketing	Sarah Leeth
Senior Manager, Marketing	Bridget Johnson
Senior Manager, Brand Activation & Events	Jim Vaneek
Senior Business Analyst	Matt Bergstrom, Bjorn Kadlec
Manager, Game Presentation	Sean Zeller
Demand Generation Analyst	Bryant Hafemeyer
Email Marketing Specialist	Katie Vannelli
CRM Coordinator	Tomas Benzo
Mascot Coordinator	Robert Hathaway
Digital Video Content Specialist	Matt Hussey

RETAIL OPERATIONS

Senior Manager, Retail Operations	Scott Sarkis
Senior Buyer	Jennifer Meyers
Store Manager, Xcel Energy Center Hockey Lodge	Emily Casey-Hare
Store Manager, Southdale Hockey Lodge	Jerry Hudson
Manager, Retail Warehouse	Mitch Krueger
Merchandise Website Specialist	Ryan Geris
Retail Sales Leads	Missy Krohn, Shelby Rasmussen
Retail Warehouse Lead	Bob Wallum

TICKET OPERATIONS

Director, Ticket Operations & Business Analytics	Chris Turns
Senior Manager, Ticket Sales	AJ Tomeny
Ticket & Business Ops Analyst	Brett Miller
Senior Account Executive, New Business Development	Alena Jasinski
Senior Account Executive, New Business Development	Chris Malek
Account Executives, New Business Development	Ralph Kratochvil, Kean Ludvick, Corey Scaturro

STAFF DIRECTORY



SAINT PAUL ARENA COMPANY

Senior Director, Operations	Mark Stoffel
Senior Director, Planning and Public Affairs	Bill Huepenbecker
Director, Operations	Matt Fujinaka
Director, Event Development	Bryan Miller
Director, Booking Administration	Susan Hubbard
Director, Event Management & RiverCentre Marketing	Kate Setley
Director, Sales & Marketing, Xcel Energy Center	Kelly McGrath
Director, Guest Experience	Rachael Johnson
Director, Ticket Operations	Kristina Meier
Director, Suite Service & Premium Operations	Keri Johnson
Director, RiverCentre Sales	Gabe Clendenen
Senior Box Office Manager, Operations	Micki Tschida
Senior Manager, Suite Service & Premium Operations	Bree Oslin
Senior Manager, Guest Experience	Tracy Watson
Marketing Manager	Anette Andrus
Marketing Media Specialist	Nellie Gosh
Administrative Assistant, Xcel Energy Center	Shannon Belflower
Manager, Guest Experience	Tera Welch
Coordinator, Suite Service & Premium Operations	Aly Limberis
Coordinator, Group Sales	Karen Reisinger
Senior Account Executive, RiverCentre Sales	Zach Foster
Associate Account Executive, RiverCentre Sales	Taylor Cashman
Senior Event Manager	Pat Lealos
Event Managers	Emmie Faure, Jon Koehler, Paige Lucking, Kristine Miners, Brandon Tucker
Event Floor Manager	Jake Wittl
Senior Manager, Ice Operations and TRIA Rink Manager	Travis Larson
Box Office Manager, Finances	Melissa Alicea
Box Office Supervisors	Judy Barlett, Jon Johansen
Lead Ticket Seller	Joe Scanlon
Senior Operations Managers	Scott Eichstadt
Operations Admin Manager	Stephanie Garza
Lead Custodians	Cesar Barrera, Jim Flanders, Paul Hitchcock, John Jensen, Randy Olmstead
Lead Custodians TRIA Rink	Chris Aase, Michael Grovum, Reggie Krakowski, Chad Stancer
Custodians	Esaul Anzaldo, Katrina Buchanan, Salvador Cordoso, Mark Carlson, Karen Ferlas, Ronald Gustafson, Jesus Ibarra-Amaya, Davey McQuade, Patricia Mendez-Nolasco, Oscar Mendoza-Huerta, Matthew Norland, Marshall Nystrom, Michael Olmstead, Paul Patterson, Andrea Sanchez-Salgado, John Schlottke, Debbie Thorsen, Monty Tohm, Lee Xiong
Housekeeper	Deanna Keenan
Senior Electrician	Gregg Gramse
Electricians	Todd Brochman, Jacob Setley, Wayne Stock
Assistant Security Manager	Jeremy Jacobs, Terrea Wright, Andy Ohmann
Security	Ariel Adolphsen, Alice Chambers, Rick Hanson, Ashton Johnson, Robyne Kelley, Andrew Levine, Justin Loun, Joe Lugo, Justin Mickle, Jessie Reyes, Zach Shanley
Lead Stage Technician	Patrick Molitor
Stage Technicians	Nate Aasness, Dave Gajeski, Chris Hoy, Jeff Simonett
Painter	Tim Staack, Troy Glaus
Chief Engineer	David Mulliner
Engineer	Larry Novotny, Eric Waldner, Greg Black
Handyman-General Laborer	John Evans
Project Manager	Mark Anger
Logistics Coordinator	Tony Martinez, Joe Smith

317 ON RICE PARK

Director, Facilities Services	Tim Wolfgram
Receptionists, 317 on Rice Park	Kim Bauer, Christine Moore
Guest Service Attendant, 317 on Rice Park	Ryan Schuldt



TEAM MANAGEMENT



CRAIG LEIPOLD

OWNER & GOVERNOR

Craig Leipold is the majority owner and principal investor in Minnesota Sports & Entertainment (MSE), a regional sports and entertainment leader that includes the National Hockey League's Minnesota Wild, the Iowa Wild of the American Hockey League, 317 on Rice Park and the facility management of Xcel Energy Center, TRIA Rink at Treasure Island Center, Saint Paul RiverCentre and the Legendary Roy Wilkins Auditorium. He oversees the day-to-day business operations of the organization and also serves as the team's Governor at NHL Board of Governors' meetings. The NHL's Board of Governors officially approved Leipold's purchase of MSE on April 10, 2008.

Under Leipold's ownership, the Wild is dedicated to building a Stanley Cup contending franchise, playing an important role in the community through service initiatives, providing a fun and entertaining game-night experience and building strong relationships with its fans and corporate partners.

Leipold has advocated for the State of Hockey to host premiere NHL events, including the 2011 Entry Draft at Xcel Energy Center, 2016 Coors Light Stadium Series at TCF Bank Stadium and the Bridgestone Winter Classic at Target Field.

A resident of Racine, Wis., Leipold completed the sale of the Nashville Predators to a local ownership group on Dec. 7, 2007, a team he owned since the expansion franchise was awarded to Nashville in 1997.

During his time as an NHL owner, Leipold has been a tireless advocate for the professional hockey industry. Appointed by NHL Commissioner Gary Bettman, Leipold serves on both the League's Executive committee and Audit committee. He was a member of the League Negotiating Committees that negotiated the Collective Bargaining Agreements with the NHL Players' Association in 2005 and 2013. He is also a strong advocate for the new, more "fan-friendly" NHL, including the rule changes to promote a more entertaining competition and increased fan access to the product.

Craig and his wife Helen (Chairman and Chief Executive Officer of Johnson Outdoors, Inc., and Chairman of Johnson Financial Bank Corp.) have five sons (Chris, Kyle, Connor, Curtis and Bradford) and own five dogs. While in St. Paul, the Leipold's live in their apartment in the historic Saint Paul Hotel.

TEAM MANAGEMENT



MATT MAJKA

PRESIDENT & ALTERNATE GOVERNOR

Matt Majka (pronounced MAY-kuh) is in his fourth season as President and Alternate Governor for Minnesota Sports and Entertainment (MSE) and 24th year with the organization. He previously held the positions of Chief Operating Officer, Executive Vice President, Senior Vice President of Business Operations and Vice President of Marketing and Corporate Sponsorships.

MSE is a regional sports and entertainment leader that has grown into several different business operations including the Minnesota Wild, its minor league affiliate, the Iowa Wild, 317 on Rice Park and the facility management of Xcel Energy Center and Saint Paul RiverCentre.

During his tenure with the Wild, Majka has been instrumental in fostering the unique relationship between the hockey club and its fan base. The team's continued dedication to the fans of the "State of Hockey" is reflected in ESPN The Magazine's Ultimate Standings as the Wild was named the "Best Stadium Experience" in the National Hockey League from 2007-10. Minnesota ranked first in the NHL and sixth overall for "Stadium Experience" in the field of all 122 major league sports franchises in 2012.

Majka joined the Minnesota Wild in October of 1997 from Rollerblade, Inc., where he started work in 1984. Beginning as a Sales Representative for the fledgling company, he held positions of increasing responsibility through his 13-year tenure. During his tenure, the privately held company grew revenues from \$1 million to more than \$200 million annually.

The Detroit, Mich., native has lived in the Twin Cities for more than 50 years and is a 1984 speech communications graduate of the University of Minnesota. Majka currently serves on the St. Paul Downtown Alliance, the United States Hockey Hall of Fame, the BEL13VE in Miracles Foundation, the Saint Paul & Minnesota Foundations, The Ordway and Minnesota Sports and Events.

He and his wife, Kym, have two sons, Sam and Nick. The family resides in Medina.



JEFF PELLEGRAM

CHIEF FINANCIAL OFFICER

Jeff Pellegrom is in his 13th season as the Wild's Executive Vice President and Chief Financial Officer. He oversees the organization's support functions, including finance, payroll, legal services, human resources, information technologies, and Xcel Energy Center events. Pellegrom also oversees investor relations and governmental affairs.

The Minnesota Wild, along with its parent organization MSE, is a sports and entertainment leader, made up of the NHL Team, the Wild's minor league AHL affiliate named the Iowa Wild, its new business arm called Venture32 and the facility management of Xcel Energy Center and Saint Paul RiverCentre.

Pellegrom has extensive experience in corporate finance, international business, and business development. Prior to joining the Wild, he spent eight years with 3M and 10 years with SC Johnson, specializing in corporate finance and mergers and acquisitions.

A native of Midland, Mich., Pellegrom received his undergraduate degree in mathematics and economics from Kalamazoo College before earning his MBA in finance from the University of Minnesota's Carlson School of Management. He serves on the board of the St. Paul Area Chamber of Commerce and the Minneapolis Regional Chamber of Commerce. He also serves as treasurer of the Minnesota Wild Foundation.

In his free time, Pellegrom enjoys endurance sports including swimming and cycling. He and his wife, Mary, have two daughters, Sophia and Isabella, and two sons, Jordan and Jonah. The family resides in Eagan.





HOCKEY OPERATIONS



BILL GUERIN

GENERAL MANAGER

Bill Guerin is in his second season as General Manager of the Minnesota Wild after being named to the position on August 21, 2019. He oversees the Wild's hockey operations department including all matters relating to player personnel, coaching staff, scouting department and minor league operations.

Guerin spent the previous eight seasons with the Pittsburgh Penguins, including the last five seasons as Assistant General Manager. He served as the Penguins player development coach for three seasons (2011-14), helping develop the organization's minor league, junior and college prospects, many of whom were key contributors on Pittsburgh's 2016 and 2017 Stanley Cup teams. Guerin was promoted to Assistant General Manager by the organization on June 6, 2014, and served as General Manager of Wilkes-Barre/Scranton, overseeing the day-to-day operations of Pittsburgh's American Hockey League (AHL) affiliate, the last two seasons.

He recorded 856 points (429-427=856), a plus-51 rating and 1,660 penalty minutes (PIM) in 1,263 career NHL games during 18 seasons (1991-2010) with New Jersey, Edmonton, Boston, Dallas, St. Louis, San Jose and the New York Islanders. Guerin played in four NHL All-Star Games (2001, 2003, 2004 and 2007) and ranks fourth in shots on goal (3,693), sixth in goals, seventh in games played, 10th in PIM and 13th in scoring in NHL history amongst American-born players. He is one of eight U.S.-born players to record 400 career goals and 400 career assists in the NHL. Guerin also made 15 appearances in the Stanley Cup Playoffs and tallied 74 points (39-35=74) and 162 PIM in 140 career playoff contests, winning the Stanley Cup in 1995 with New Jersey and in 2009 with Pittsburgh. He was selected by New Jersey in the first round (fifth overall) of the 1989 NHL Entry Draft.

Guerin represented the United States at three Olympic Games (1988, 2002 and 2006) and two World Cups of Hockey (1996, 2004), helping Team USA win a gold medal at the 1996 World Cup of Hockey and a silver medal at the 2002 Olympics. He also played for Team USA at the 1989 and 1990 IIHF World Junior Championships and played in 46 games for the U.S. National Team during the 1991-92 Pre-Olympic Tour. Guerin tallied 70 points (40-30=70) in 77 games during two seasons at Boston College (1989-91). The native of Wilbraham, Mass., was inducted into United States Hockey Hall of Fame in 2013.

He and his wife, Kara, have three daughters, Kayla, Grace and Lexi, and a son, Liam.



TOM KURVERS

ASSISTANT GENERAL MANAGER

Tom Kurvers is in his third season with the Minnesota Wild as Assistant General Manager after being named to the position on June 26, 2018. He reports to General Manager Bill Guerin and supports the day-to-day operations of the club. Kurvers also serves as General Manager of the Iowa Wild of the American Hockey League (AHL).

Kurvers joined the Wild after spending 10 seasons with the Tampa Bay Lightning where he served as senior advisor to the general manager the last seven seasons (2011-18). The native of Minneapolis, Minn., served as assistant general manager for three seasons (2008-11) and oversaw the Lightning's hockey operations department on an interim basis from April through May of 2010. During his tenure with Tampa Bay, he also served on USA Hockey's advisory board for the 2014 IIHF World Championship.

Prior to joining the Lightning, Kurvers spent 11 seasons with the Phoenix Coyotes (1997-2008). He served three seasons as director of player personnel for the Coyotes, overseeing all aspects of the team's amateur and professional scouting departments. Kurvers also spent seven seasons as a professional scout, one season as a radio analyst and served as interim assistant coach for the final two months of the 2003-04 season.

The defenseman collected 421 points (93-238=421) and 350 penalty minutes (PIM) in 659 career NHL games during 11 seasons (1984-95) with Montreal, Buffalo, New Jersey, Toronto, Vancouver, New York Islanders and Anaheim. Kurvers won the 1986 Stanley Cup with the Canadiens and was selected by Montreal in the seventh round (145th overall) of the 1981 NHL Entry Draft.

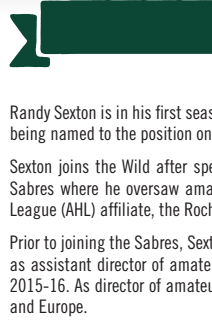
Kurvers played four seasons at the University of Minnesota Duluth (1980-84), setting school records for most career goals (43) and points (192) by a defenseman and won the 1984 Hobey Baker Award. Kurvers has been inducted into the University of Minnesota Duluth and Bloomington Jefferson High School Athletic Hall of Fames. He played in the 1980 Minnesota state high school hockey tournament with the Jaguars.

Kurvers received a Bachelor of Arts degree in communications from the University of Minnesota Duluth in 1984 and earned a Masters of Business Administration degree in sports management from the University of St. Thomas in 1997.

He has his wife, Heather, have two daughters, Madison and Rose, and two sons, Weston and Roman.



HOCKEY OPERATIONS



RANDY SEXTON

SENIOR ADVISOR TO THE GENERAL MANAGER

Randy Sexton is in his first season with the Minnesota Wild as the Senior Advisor to the General Manager after being named to the position on Jan. 1, 2020.

Sexton joins the Wild after spending the last three seasons as assistant general manager for the Buffalo Sabres where he oversaw amateur scouting and served as general manager of Buffalo's American Hockey League (AHL) affiliate, the Rochester Americans.


Prior to joining the Sabres, Sexton spent seven seasons with the Pittsburgh Penguins. He joined the Penguins as assistant director of amateur scouting in 2010-11 and was promoted to director of amateur scouting in 2015-16. As director of amateur scouting, Sexton oversaw Pittsburgh's scouting operations in North America and Europe.

He joined the Florida Panthers organization in January of 2007 as assistant general manager and was named general manager in 2009. Prior to joining the Panthers, Sexton spent three years as the Executive Director of Capital Sports Management Inc. (CSMI), a sister company to the Ottawa Senators Hockey Club. While with CSMI, he provided strategic analysis and advice to the Senators.

Sexton spent eight years (1988-96) with the Ottawa Senators organization serving in a number of roles including president, chief executive officer and general manager. As one of the Senators' founders, he was instrumental in helping bring the NHL back to Ottawa.

A native of Brockville, Ont., Sexton played collegiate hockey at St. Lawrence University (1978-82) and spent two seasons as an assistant coach for the Saints.

He and his wife, Jo-Ann, have three sons, Michael, Ben and Patrick.



JACK FERREIRA

SENIOR ADVISOR TO THE GENERAL MANAGER

Jack Ferreira is in his third season with the Minnesota Wild as the Senior Advisor to the General Manager after being named to the position on June 5, 2018. Ferreira brings 48 years of professional hockey experience to the Wild organization, including nine years as an NHL General Manager. He spent the previous 12 seasons as Senior Advisor for the Los Angeles Kings (2006-18). Prior to joining the Kings, Ferreira spent six seasons as the Director of Player Personnel for the Atlanta Thrashers (2000-06) and assisted General Manager Don Waddell in all player related decisions.

The native of Providence, R.I., was an original member of the Mighty Ducks of Anaheim, serving as the first Vice President and General Manager in team history (1993-98) as well as Vice President of Hockey Operations (1998-00). During his tenure with the Ducks, Ferreira was responsible for several prominent moves, including the drafting of Hall of Famer Paul Kariya in 1993 and the acquisition of Hall of Famer Teemu Selanne in 1996. He also served as the Assistant General Manager for Team USA when they captured the gold medal at the 1996 World Cup of Hockey and at the 1998 Olympics in Japan.

Ferreira won a Stanley Cup in 1993 serving as the Montreal Canadiens Director of Pro Scouting. He also served as the first-ever Vice President and General Manager of the San Jose Sharks (1990-92) following two seasons (1988-90) as the Vice President and General Manager of the Minnesota North Stars.

Ferreira has also served as Director of Player Development for the New York Rangers (1986-88), as a U.S. and College Scout for the Calgary Flames (1980-86) and worked for the NHL's Central Scouting Service as a New England Area Scout (1977-80). His professional career began with the New England Whalers of the World Hockey Association, where he held various roles including Head Scout, Assistant Coach and Assistant General Manager in five seasons (1972-77).

A former All-America goaltender at Boston University (1963-66) where he later earned induction into the Terriers Athletic Hall of Fame, Ferreira spent five seasons as an Assistant Coach at the collegiate level at Brown University (1970-72), Princeton (1969-70) and West Point (1967-69).

Jack and his wife, Kathy, have two daughters, Jennifer and Julie, and two sons, Eric and Kent.





DEAN EVASON

HEAD COACH

Dean Evason is in his first season as Head Coach with the Minnesota Wild after being named to the position on July 13, 2020. He was named interim Head Coach on Feb. 14, 2020 and led the team to an 8-4-0 record (.667). Evason is in his third season with Minnesota after being named an Assistant Coach on June 6, 2018.

He joined the Wild after spending six seasons (2012-18) as head coach of the Milwaukee Admirals in the American Hockey League (AHL), leading the team to a record of 242-161-53 (.588). Prior to serving as the Admirals head coach, he spent seven seasons as an assistant coach with the Washington Capitals (2005-12). During Evason's tenure with Washington, the Capitals went 294-206-74 (.576) and claimed four straight Southeast Division titles, advanced to the Stanley Cup Playoffs in each of his last five seasons (2008-12) and won the 2010 Presidents' Trophy. His responsibilities with the Capitals

included faceoffs (Washington finished in the NHL's Top 10 in faceoff percentage in five of his seven seasons), the penalty kill (which finished as high as second in the League under his watch (2010-11) and being in charge of the team's forwards.

Prior to joining the Capitals, the Flin Flon, Man., native spent six seasons as a head coach in the Western Hockey League (WHL). He served as co-coach of the Calgary Hitmen in 2004-05, head coach of the Vancouver Giants for two seasons (2002-04) and head coach of the Kamloops Blazers for three seasons (1999-02).

Evason totaled 372 points (139-233=372) and 1,002 penalty minutes (PIM) in 803 career NHL games during 13 seasons (1983-96) as a center with the Capitals, Hartford Whalers, San Jose Sharks, Dallas Stars and Calgary Flames. He added 29 points (9-20=29) and 132 PIM in 55 Stanley Cup Playoff contests. He was originally selected by Washington in the fifth round (89th overall) of the 1982 NHL Entry Draft.

An honored member of the Manitoba Hockey Hall of Fame, Evason served as a player/coach for Team Canada during the 1996-97 season, captaining the team to a gold medal at the 1997 World Championship. He retired as a player following two seasons as a player/coach with Landshut in the German League (1997-99).

Evason has three children, Bryce, Brianne and Brooke, and is married to Geneviève.

EVASON'S HEAD COACHING CAREER

YEAR	TEAM (LEAGUE)	REGULAR SEASON						PLAYOFFS			
		G	W	L	OT	PTS	PCT	G	W	L	PCT
2012-13	Milwaukee (AHL)	76	41	28	7	89	0.59	4	1	3	0.25
2013-14	Milwaukee (AHL)	76	39	24	13	91	0.60	3	0	3	0.00
2014-15	Milwaukee (AHL)	76	33	28	15	81	0.53	-	-	-	-
2015-16	Milwaukee (AHL)	76	48	23	5	101	0.66	3	0	3	0.00
2016-17	Milwaukee (AHL)	76	43	26	7	93	0.61	3	0	3	0.00
2017-18	Milwaukee (AHL)	76	38	32	6	82	0.54	-	-	-	-
2019-20	MINNESOTA (NHL)	12	8	4	0	16	0.67	4	1	3	0.33
2020-21	MINNESOTA (NHL)	56	35	16	5	75	0.67				
Head Coach Totals (NHL)		68	43	20	5	91	0.67	4	1	3	0.33
Head Coach Totals (AHL)		456	242	161	53	537	0.59	13	1	12	0.08

BOB WOODS

ASSISTANT COACH

Bob Woods is in his fourth season as an Assistant Coach with the Minnesota Wild after being named to the position on June 24, 2017.

Prior to joining the Wild, he served as an assistant coach for the Buffalo Sabres during the 2016-17 season and spent two seasons (2014-16) as general manager and head coach of the Saskatoon Blades in the Western Hockey League (WHL).

Woods also served as an assistant coach with the Anaheim Ducks (2012-14) and Washington Capitals (2009-12) in the NHL, and with the Hershey Bears in the American Hockey League (AHL) from 2005-07. Woods became the Head Coach of the Bears 15 games into the 2007-08 season and helped Hershey win the AHL's Calder Cup championship in 2006 and 2009.

A former defenseman, Woods played professional hockey for 13 seasons (1988-2001), including stops in the IHL, ECHL and AHL. He won a Calder Cup while playing with Hershey in 1997, and won the ECHL's Kelly Cup with the Mississippi Sea Wolves in 1999. Woods was inducted into the Saskatchewan Junior Hockey Hall of Fame in 2019, the ECHL Hall of Fame in 2012 and was originally selected by New Jersey in the 10th round (201st overall) of the 1988 NHL Entry Draft.

He and his wife, Mary Sue, have two sons: Brendan, who recently signed a two-year contract with the Boston Bruins organization, and Colin, who plays hockey at Stevenson University.



BRETT MCLEAN

ASSISTANT COACH

Brett McLean is in his first season as an Assistant Coach for the Minnesota Wild after being named to the position on August 26, 2020. He spent the last three seasons (2017-20) as an Assistant Coach for the Iowa Wild in the American Hockey League (AHL). During his tenure the Iowa owned a record of 107-71-37 (.583).

McLean played 18 years of professional hockey including 385 games in the National Hockey League (NHL) with the Chicago Blackhawks, Colorado Avalanche and Florida Panthers. During his NHL tenure, he collected 162 career points (56-106=162) in six seasons (2002-09). The former center played in seven different leagues from 1999-2017, compiling 1,111 pro games between the NHL, AHL, IHL, ECHL, SEL, Swiss-A and the Austrian League. The Comox, BC native also represented Canada many times during his career including at the U-18 level, the World Juniors and for six Spengler Cups, winning the Spengler Cup in 2012. McLean also won the Swiss-A championship in 2010. He completed his pro career in 2016-17 in Austria with Linz EHC. The former forward was originally drafted by the Dallas Stars in the ninth round (242nd overall) of the 1997 NHL Entry Draft. McLean skated in 274 AHL games in six seasons, totaling 198 career points (72-126=198) with Cincinnati, Saint John, Houston, Norfolk and Rockford (1998-12).

He and his wife, Brenna, have a daughter Darian, and two sons, Nixon and Nash.





DARBY HENDRICKSON

ASSISTANT COACH

Darby Hendrickson is in his 11th season as an Assistant Coach with the Minnesota Wild.

Hendrickson was an original member of the Wild and one of the most popular players in team history, playing four seasons (2000-04) and scoring the team's first goal at Xcel Energy Center on Oct. 11, 2000 vs. Philadelphia. The Richfield, Minn., native posted 60 points (29-31=60) in 182 regular season games with the Wild. He appeared in 17 playoff matches with Minnesota in 2003 and recorded five points (2-3=5) including the game-winning goal in Game 7 of the Western Conference Semifinal at Vancouver on May 8, 2003. Hendrickson also skated with Toronto, the New York Islanders, Vancouver and Colorado, posting 129 points (65-64=129) and 370 PIM in 518 games in parts of 10 NHL seasons.

He played for the University of Minnesota for two seasons (1991-93) after earning the 1991 Minnesota Mr. Hockey Award while playing for Richfield High School and was a member of the 1994 United States Olympic Team. Prior to joining the Wild, Hendrickson served as a studio analyst for FOX Sports North and an analyst for KSTC-TV, Channel 45's coverage of the state high school hockey tournament, as well as a National Hockey League Players' Association (NHLPA) Northwest Division Representative.

He and his wife, Dana, are the parents of four children: Mason, Addison, Beckett and Rennick.



FREDERIC CHABOT

GOALTENDING COACH

Frederic Chabot was named Goaltending Coach for the Minnesota Wild on August 26, 2020. He spent the previous five seasons (2015-20) as the Wild's Goaltending Development Coach working with goalie prospects throughout the organization, including goaltenders playing for the Iowa Wild in the American Hockey League (AHL), as well as Minnesota draft picks.

The former NHL netminder joined the Wild after serving as the Goaltending Coach for the Edmonton Oilers for five seasons (2009-14). Prior to working for the Oilers, he served as a Goaltending Consultant with Hockey Canada and its National Junior Team, helping Canada win a gold medal at the 2009 World Junior Championship. Chabot was also an instructor at Hockey Canada's Program of Excellence Goaltending Camp for three years (2007-09). The native of Hebertville-Station, Que., worked as a Goaltending Consultant with Berlin (DEL) in 2008-09, capturing the league championship with the Ice Bears. Chabot also worked with AIK Stockholm (SWE-2) from 2007-09, overseeing goaltending for the entire organization.

Chabot played 17 seasons of professional hockey (1989-2006) and appeared in a total of 32 NHL contests with the Montreal Canadiens, Los Angeles Kings and Philadelphia Flyers. He spent a majority of his career in the International Hockey League (IHL) and was named the IHL's Most Valuable Player and Top Goaltender in 1999-2000 after going 36-19-7 with a 2.13 GAA and a .920 SV% in 62 games with the Houston Aeros. Chabot was also named best goaltender in the AHL (Baz Bastien Award) in 1993-94, MVP of the IHL in 1996-97 and best goaltender in the German League in 2002-03. He also backstopped the Vienna Capitals to the regular season and playoff championship in the Austrian League in 2004-05. He was originally drafted by the New Jersey Devils in the 10th round (192nd overall) of the 1986 NHL Entry Draft.

He and his wife, Suzanne, have a son, Gabriel, and reside in Quebec City.



MICHAEL MURRAY

ASSISTANT TO THE
GENERAL MANAGER



CHRIS O'HEARN

DIRECTOR OF
HOCKEY OPERATIONS



MAT SELLS

DIRECTOR OF
HOCKEY ANALYTICS



BRAD BOMBARDIR

DIRECTOR OF
PLAYER DEVELOPMENT



MATT HENDRICKS

ASSISTANT DIRECTOR OF
PLAYER DEVELOPMENT



ANDREW HEYDT

DIRECTOR OF
TEAM OPERATIONS



JUDD BRACKETT

DIRECTOR OF
AMATEUR SCOUTING



RICARD PERSSON

DIRECTOR OF
EUROPEAN SCOUTING



SEAN SKAHAN

STRENGTH & CONDITIONING
COACH



TREY SAARI

ASSISTANT STRENGTH &
CONDITIONING COACH



JONAS PLUMB

VIDEO COACH



CINDY SWEIGER

HOCKEY OPERATIONS
ADMINISTRATOR



HOCKEY OPERATIONS



JOHN WORLEY
HEAD ATHLETIC TRAINER



TRAVIS GREEN
ASSISTANT ATHLETIC TRAINER &
MASSAGE THERAPIST



PHILIP E. WATSON
ASSISTANT
ATHLETIC TRAINER



TONY DaCOSTA
HEAD EQUIPMENT MANAGER



RICK BRONWELL
ASSISTANT
EQUIPMENT MANAGER



MATT BENZ
ASSISTANT
EQUIPMENT MANAGER



SHELDON BURNS
MEDICAL DIRECTOR



DAN PETERSON
TEAM PHYSICIAN



JOEL BOYD
ORTHOPEDIC SURGEON



BRAD NELSON
ASSISTANT
TEAM ORTHOPEDIC
SURGEON

HOCKEY OPERATIONS SCOUTS



PROFESSIONAL SCOUTS



CHRIS KELLEHER



MARK MOWERS



RICHARD PARK

EUROPEAN SCOUTS



LADISLAV BENYSEK



MAX KOLU



IVAN NEPRIAYEV

AMATEUR SCOUTS



PATRICK BAUM



DAVID CHIARELLI



CHRISTOPHER HAMEL



BRIAN HUNTER



T.J. JINDRA



GUY LAPOINTE



DAN LEBLANC



DAN PALANGO

YEAR	DRAFT (RD/PICK)	FREE AGENT (SIGNED)	TRADE/WAIVERS (TEAM, DATE)
2010		JARED SPURGEON (9/23)	
2011	JONAS BRODIN (1/10)		
2012	MATT DUMBA (1/7)	ZACH PARISE (7/4) RYAN SUTER (7/4)	
2013	CARSON SOUCY (5/137)		
2014	LOUIE BELPEDIO (3/80) KAAPO KAHKONEN (4/109)		
2015	JOEL ERIKSSON EK (1/20) JORDAN GREENWAY (2/50) KIRILL KAPRIZOV (5/135)		
2016	BRANDON DUHAIME (4/106) DMITRY SOKOLOV (7/196)		
2017	IVAN LODNIA (3/85) MASON SHAW (4/97) BRYCE MISLEY (4/116) ANDREI SVETLAKOV (6/178) NICK SWANEY (7/209)	KYLE RAU (7/1) DEREK BARIBEAU (9/18) BRENNAN MENELL (9/26)	MARCUS FOLIGNO (BUF, 6/30)
2018	FILIP JOHANSSON (1/24) JACK MCBAIN (3/63) ALEXANDER KHOVANOV (3/86) CONNOR DEWAR (3/92) SIMON JOHANSSON (5/148) DAMIEN GIROUX (5/155) SAM HENTGES (7/210)	MATT BARTKOWSKI (7/1)	WILLIAM BITTEN (MTL, 10/3)
2019	MATTHEW BOLDY (1/12) VLADISLAV FIRSTOV (2/42) HUNTER JONES (2/59) ADAM BECKMAN (3/75) MATVEY GUSKOV (5/149) MARSHALL WARREN (6/166) NIKITA NESTERENKO (6/172) FILIP LINDBERG (7/197)	NICO STURM (4/1) GERALD MAYHEW (5/10) MATS ZUCCARELLO (7/1) GABRIEL DUMONT (7/1) RYAN HARTMAN (7/1) LUKE JOHNSON (7/1)	VICTOR RASK (CAR, 1/17) BRAD HUNT (VGK, 1/21) KEVIN FIALA (NSH, 2/25) FEDOR GORDEEV (TOR, 5/30)
2020	MARCO ROSSI (1/9) MARAT KHUSNUTDINOV (2/37) RYAN O'ROURKE (2/39) DAEMON HUNT (3/65) PAVEL NOVAK (5/146)	MITCHELL CHAFFEE (3/24) CAM TALBOT (10/9) JOSEPH CRAMAROSSA (10/9) DAKOTA MERMIS (10/9) IAN MCCOSHEN (10/19) ANDREW HAMMOND (12/16)	CALEN ADDISON (PIT, 2/10) NICK BJUGSTAD (9/11) NICK BONINO (10/7)
2021			IAN COLE (1/19)

THE PLAYERS





No 27 NICK BJUGSTAD (BYOOG-stad) CENTER

Shoots: Right
Ht: 6-6 • Wt: 208
Born: 7/17/92
Minneapolis, MN, USA



2020-21 HIGHLIGHTS

- Set a career best in plus/minus rating.
- Ranked T-2nd on team in GWG.
- Recorded season-high two points (1-1=2) and fighting major vs. COL (4/5).
- Skated season-high 15:54 at COL (3/18).
- Tallied three-game assist streak (0-3=3, 3/10-3/14).
- Recorded three-game point streak (1-2=3, 2/24-2/27).
- Tallied 100th career goal (GWG) vs. LA (2/26).
- Led team with five shots vs. COL (1/31).

PLAYOFFS

- Third trip to Stanley Cup Playoffs.
- Ranked second on team plus/minus rating, T-2nd in goals and scoring and fourth in shots on goal in 2016 playoffs.
- Recorded a point in first three career Stanley Cup Playoff contests (2-2=4, 4/14-4/17/16).
- Scored first career Stanley Cup Playoff goal (GWG) and added assist in Game 2 of Eastern Conference Quarterfinal vs. NYI (4/15/16, Griess).
- Tallied assist in Stanley Cup Playoff debut in game 1 of Eastern Conference Quarterfinal vs. NYI (4/14/16).

CAREER

- Recorded a goal for his 200th career point at BUF (3/14/19).
- Scored a goal in 400th career NHL game at PHI (2/11/19).
- Registered 100th career NHL assist vs. WPG (11/1/18).
- Tallied first career NHL hat trick at TB (3/6/18).
- Set career highs in games played, assists, points and shots on goal in 2017-18.
- Ranked third on team in shots on goal and fifth in goals in 2017-18.
- Ranked second on team in PPG and T-5th in shots on goal in 2015-16.
- Tallied career highs in goals and PPG in 2014-15.
- Led team in goals and shots on goal and ranked third in scoring in 2014-15.
- Recorded first career NHL hat trick at TB (3/6/18).
- Led team in scoring and GWG, ranked T-2nd in goals, third in shots on goal and T-3rd in assists in 2013-14.
- Notched career highs with four points (2-2=4) and plus-4 rating at ANA (11/16/14).
- Tallied goal for first NHL point at TB (4/27/13, Lindback).
- Made NHL debut vs. WSH (4/6/13).
- Has represented the United States at four international tournaments.
- Collected four points (1-3=4) in eight games at the 2017 IIHF world championship.
- Notched two assists in 10 games at the 2013 IIHF world championship as United States claimed the bronze medal.
- Recorded six points (4-2=6) in six games at the 2012 IIHF World Junior Championship. Ranked T-1st on team in goals.
- Tallied four points (2-2=4) in six contests at the 2011 IIHF World Junior Championship and helped Team USA win the bronze medal.
- Played three seasons (2010-13) at the University of Minnesota and notched 98 points (54-44=98) in 109 games (2010-13).

- Tallied 42 points (25-17=42) in 40 contests in 2011-12 and was named to the WCHA first all-star team and second All-American team.
- Played three seasons at Blaine High School and was named Mr. Hockey in 2010 after recording 69 points (35-34=69) in 30 games.

CAREER TRANSACTIONS

- Acquired by Minnesota from Pittsburgh in exchange for a conditional draft pick in the 2021 NHL Entry Draft, sept. 11, 2020; acquired by Pittsburgh from Florida with Jared McCann in exchange for Derick Brassard, Riley Sheahan, a second-round selection (Vladislav Kolyachonok) and two fourth round selections (Eric Hjorth and Dmitri Voronkov) in the 2019 NHL Entry Draft, Feb. 1, 2019; selected by Florida in the first round (19th overall) of the 2010 NHL Entry Draft.
- Signed through 2020-21. Becomes an unrestricted free agent 2021-22.

PERSONAL

- Wife, Jackie, and daughters, Layla and Lucy.
- As the Wild celebrates 20 years this season, one of Nick's first memories of Minnesota was Andrew Brunette's Game 7 OT winner against Colorado.
- Lists Muhammad Ali as one athlete he would like to interview.

BJUGSTAD VS. NHL

TEAM	GP	G	A	PTS	+/-	PIM	TEAM	GP	G	A	PTS	+/-	PIM	TEAM	GP	G	A	PTS	+/-	PIM
ANA	19	4	6	10	2	6	EDM	12	1	3	4	-5	21	PIT	14	1	2	3	-6	13
ARI	14	2	6	8	2	2	FLA	2	0	0	0	-1	0	SJ	16	7	2	9	0	4
BOS	21	4	9	13	1	6	LA	16	4	3	7	-2	8	STL	13	3	3	6	-4	2
BUF	25	9	11	20	11	16	MIN	10	1	1	2	-6	10	TB	21	9	7	16	2	2
CAR	18	4	3	7	-1	4	MTL	19	5	3	8	4	4	TOR	21	6	4	10	2	14
CGY	10	2	2	4	-3	0	NJ	14	3	3	6	-1	6	VAN	10	1	3	4	-1	6
CHI	12	2	2	4	-4	4	NSH	12	3	0	3	-1	4	VGK	10	0	3	3	-1	0
CBJ	18	6	3	9	0	8	NYI	15	5	4	9	-3	4	WAS	16	2	5	7	2	6
COL	17	1	5	6	-6	7	NYR	21	4	4	8	-9	8	WPG	13	3	4	7	-2	6
DAL	11	1	3	4	2	4	OTT	21	2	6	8	-2	14							
DET	22	5	6	11	0	14	PHI	20	3	5	8	-5	12							

BJUGSTAD'S CAREER STATS

SEASON	TEAM	LEAGUE	GP	G	A	PTS	+/-	PIM	PP	SH	GW	S	S%	BS	H	TOI	FO%
2010-11	Univ. of Minnesota	WCHA	29	8	12	20	-	51	1	2	1	-	-	-	-	-	-
2011-12	Univ. of Minnesota	WCHA	40	25	17	42	-	28	8	0	3	-	-	-	-	-	-
2012-13	FLORIDA	NHL	11	1	0	1	-8	2	0	0	0	17	5.9	2	17	15:13	40.2
	Univ. of Minnesota	WCHA	40	21	15	36	-	28	11	0	5	-	-	-	-	-	-
2013-14	FLORIDA	NHL	76	16	22	38	-14	16	0	1	4	185	8.6	23	117	16:13	48.9
2014-15	FLORIDA	NHL	72	24	19	43	-7	38	7	0	3	207	11.6	29	148	16:35	48.9
2015-16	FLORIDA	NHL	67	15	19	34	-8	41	6	0	3	171	8.8	28	87	15:31	51.7
2016-17	FLORIDA	NHL	54	7	7	14	-19	22	1	0	1	91	7.7	9	72	13:09	47.6
2017-18	FLORIDA	NHL	82	19	30	49	5	41	1	0	1	230	8.3	19	95	15:07	51.0
2018-19	FLORIDA	NHL	32	5	7	12	2	16	1	0	1	60	8.3	18	44	14:30	51.0
	PITTSBURGH	NHL	32	9	5	14	4	14	1	0	1	94	9.6	9	82	15:45	48.5
2019-20	PITTSBURGH	NHL	13	1	1	2	3	8	0	0	0	18	5.6	7	19	12:14	39.6
2020-21	MINNESOTA	NHL	44	6	11	17	7	17	0	0	3	78	7.7	22	48	11:49	46.3
WILD TOTALS			44	6	11	17	7	17	0	0	3	78	7.7	22	48	11:49	46.3
NHL TOTALS			483	103	121	224	-35	215	17	1	17	1,151	8.9	166	729	14:58	48.9

BJUGSTAD'S PROFESSIONAL PLAYOFF CAREER


SEASON	TEAM	LEAGUE	GP	G	A	PTS	+/-	PIM	PP	SH	GW	S	S%	BS	H	TOI	FO%
2015-16	FLORIDA	NHL	5	2	2	4	6	2	0	0	1	21	9.5	1	14	19:08	46.3
2018-19	PITTSBURGH	NHL	4	0	0	0	-3	2	0	0	0	11	0.0	0	16	14:12	39.0
NHL TOTALS			9	2	2	4	3	4	0	0	1	32	6.3	1	30	16:57	44.1

BJUGSTAD'S CAREER PLAYOFF HIGHLIGHTS

Goals, Game: 1 – two times
Assists, Game: 1 – two times
Points, Game: 2 – vs. NYI, 4/15/16
PIM, Game: 2 – two times

+/-, Game: 2 – three times
Shots, Game: 6 – at NYI, 4/17/16
TOI, Game: 22:55 – at NYI, 4/17/16
Goal Streak: 2g – 4/14-4/15/16

Assist Streak: 2g – 4/15-4/17/16
Point Streak: 3g – 4/14-4/17/16



No 13

**NICK
BONINO**
(boh-NEE-noh)
CENTER

Shoots: Left
Ht: 6-1 • Wt: 195
Born: 4/20/88
Hartford, CT, USA



2020-21 HIGHLIGHTS

- Recorded six points (3-3=6) in last six games and 17 points (6-11=17) in last 16 contests.
- Led team in FOW and ranked second in FOW. Led team forwards in SHTOI and blocked shots.
- Ranked sixth among NHL forward in blocked shots.
- Collected an assist at LA (4/23) for 300th career NHL point.
- Tallied season-best, four-game point streak (3-5=8, 4/14-4/19) - tied career best point/assist streak.
- Recorded season-high three points (1-2=3) including GWG vs. ARI (4/14).
- Notched career-high 14 PIM and skated season-high 20:46 vs. COL (4/5).
- Won 10-of-12 faceoffs at SJ (2/22).
- Blocked season-best four shots vs. SJ (1/24).
- Tallied PPG and season-high five shots at ANA (1/20).

PLAYOFFS

- Tenth trip to Stanley Cup Playoffs.
- Won consecutive Stanley Cups with the Pittsburgh Penguins in 2016 and 2017.
- Three of his six career GWG in the playoffs have come in overtime.
- Led team in faceoff percentage during 2019 playoffs.
- Recorded three points (1-2=3) in Game 6 of Western Conference Quarterfinal at COL (4/22/18).
- Led team forwards in blocked shots during 2017 playoffs.
- Tallied GWG in third period of Game 1 of Eastern Conference Semifinal at WSH (4/27/17).
- Led team in assists during 2016 playoffs.
- Collected GWG in Game 1 of Stanley Cup Final vs. SJ (5/30/16).
- Scored the series-winning goal in overtime in Game 6 of Eastern Conference Semifinal vs. WSH (5/10/16).
- Recorded a playoff career-best, five-game assist streak (0-6=6, 5/21-5/2/16) during 2016 postseason.
- Scored GWG in overtime in Game 7 of Western Conference Quarterfinal at DAL (4/27/14).
- Tallied GWG in overtime in Game 5 of Western Conference Quarterfinal vs. DET (5/8/13).
- Recorded GWG in Game 3 of Western Conference Quarterfinal at DET (5/4/13).

CAREER

- Leads NHL forwards in blocked shots since the start of the 2012-13 season.
- Ranked second in the NHL in blocked shots amongst NHL forwards in 2019-20.
- Ranked T-2nd on team in goals, third in plus/minus rating and fourth in blocked shots in 2019-20.
- Skated season-high 22:14 and won season-best 14 faceoffs in 600th career NHL game at ANA (1/5/20).
- Notched third career hat trick and career-high nine shots vs. CHI (10/29/19).
- Set career highs in games played and plus/minus rating in 2018-19. Plus/minus rating tied franchise record.
- Ranked T-1st on team in plus/minus rating, fourth in goals, T-4th in PPG and fifth in blocked shots in 2018-19.
- Tallied a career-best, three-game goal streak (3-0=3, 1/19-1/23/19).
- Posted a career-best faceoff percentage in 2017-18. Ranked third on team in faceoff percentage.
- Ranked T-6th amongst NHL forwards in blocked shots in 2017-18.
- Set a career high and ranked T-1st amongst NHL forwards in blocked shots in 2016-17.
- Recorded second career hat trick at WPG (3/8/17).
- Posted career-highs with four assists and five points (1-4=5) at DET (3/26/16).
- Scored first career shorthanded goal vs. BUF (3/29/16).
- Finished third in blocked shots amongst NHL forwards in 2014-15.
- Ranked second on team in GWG and fourth in scoring and assists in 2014-15.
- Posted career-highs in goals, assists, points, shots on goal, PPG and PPP (20) in 2013-14.
- Finished second on the team in PPG, third in goals and points and fourth in assists in 2013-14.
- Ranked T-7th amongst NHL forwards in blocked shots in 2013-14.
- Ranked third in blocked shots amongst NHL forwards in 2012-13.
- Notched first career NHL assist vs. EDM (4/11/10).
- Scored first career NHL goal (PPG) in second career game vs. DAL (3/29/10, Lehtonen).
- Made NHL debut at EDM (3/26/10).
- Notched four points (1-3=4) in five games to help the United States win the bronze medal at the 2018 IIHF World Championship.
- Earned a bronze medal with Team USA at the 2015 IIHF World Championship, posting two goals and two assists in 10 contests.
- Won 2009 NCAA National Championship with Boston University and served as an alternate captain.
- Named to 2009 Frozen Four All-Tournament Team.

- Recorded 117 points (45-72=117) in 116 games during three seasons at Boston University (2007-10).
- Tallied 50 points (18-32=50) in 44 games during sophomore season in 2008-09.

CAREER TRANSACTIONS

- Acquired by Minnesota with a second-round selection (Ryan O'Rourke) and third-round selection (traded to Detroit Red Wings, Detroit selected Emil Viro) in the 2020 NHL Entry Draft from the Nashville Predators in exchange for Luke Kunin and a fourth-round selection (Adam Wilsby) in the 2020 NHL Entry Draft, Oct. 7, 2020; Signed by Nashville as a free agent, July 1, 2017; Acquired by Pittsburgh with Adam Clendening and a 2016 second-round selection (Filip Gustavsson) from the Vancouver Canucks in exchange for Brandon Sutter and a 2016 third-round selection (William Lockwood), July 28, 2015; Acquired by the Vancouver Canucks with Luca Sbisa, a 2014 first-round selection (Jared McCann) and a 2014 third-round selection (traded to New York Rangers, Rangers selected Keegan Iverson) from the Anaheim Ducks in exchange for Ryan Kesler and a 2015 third-round selection (Deven Sideroff), June 27, 2014; Signed by Anaheim as a free agent, March 21, 2010; Selected by San Jose in the sixth round (173rd overall) of the 2007 NHL Entry Draft.
- Signed through 2020-21. Becomes an unrestricted free agent 2021-22.

PERSONAL

- Charitable interests include Children's Hospital and a military initiative in Nashville named Bones Barracks in honor of his late grandfather.
- He hopes one thing from quarantine that remains in every day life is getting more quality family time.
- Lists Kyle Mooney as a celebrity he would like to interview.
- If he had to team up with a fellow Wild player for a competitive reality show like the "Amazing Race", he would pick Ryan Hartman because Ryan is very outdoorsy.

BONINO VS. NHL

TEAM	GP	G	A	PTS	+/-	PIM	TEAM	GP	G	A	PTS	+/-	PIM	TEAM	GP	G	A	PTS	+/-	PIM
ANA	24	3	8	11	4	6	EDM	32	6	12	18	10	8	PIT	11	0	0	0	-3	2
ARI	39	6	20	26	13	14	FLA	16	2	5	7	8	4	SJ	36	9	14	23	11	6
BOS	15	3	2	5	-5	0	LA	36	6	5	11	16	10	STL	35	7	7	14	-5	8
BUF	16	4	3	7	-1	0	MIN	25	2	4	6	-4	6	TB	15	0	3	3	-8	8
CAR	19	2	6	8	1	8	MTL	15	1	4	5	3	6	TOR	14	1	4	5	0	4
CGY	26	5	1	6	-1	2	NJ	18	6	8	14	10	6	VAN	25	9	6	15	6	12
CHI	22	5	4	9	-2	6	NSH	14	2	4	6	-4	6	VSK	17	6	2	8	-2	10
CBJ	18	2	6	8	-2	2	NYI	19	2	6	8	9	2	WAS	21	7	5	12	-4	7
COL	33	4	16	20	11	28	NYR	16	5	4	9	1	4	WPG	23	8	2	10	5	0
DAL	31	8	1	9	-7	8	OTT	16	2	5	7	3	4							
DET	19	4	5	9	2	4	PHI	15	5	4	9	7	6							

BONINO'S CAREER STATS

SEASON	TEAM	LEAGUE	GP	G	A	PTS	+/-	PIM	PP	SH	GW	S	S%	BS	H	TOI	FO%
2009-10	ANAHEIM	NHL	9	1	1	2	0	6	1	0	0	14	7.1	3	4	14:13	43.6
2010-11	ANAHEIM	NHL	26	0	0	0	-3	4	0	0	0	23	0.0	10	18	9:48	47.0
2011-12	ANAHEIM	NHL	50	5	13	18	1	8	0	0	0	63	7.9	39	18	12:29	43.0
2012-13	ANAHEIM	NHL	27	5	8	13	-3	8	1	0	3	37	13.5	49	11	15:53	46.8
2013-14	ANAHEIM	NHL	77	22	27	49	14	22	7	0	3	159	13.8	68	28	16:14	48.8
2014-15	VANCOUVER	NHL	75	15	24	39	7	22	1	0	3	149	10.1	90	31	16:55	47.4
2015-16	PITTSBURGH	NHL	63	9	20	29	13	31	2	1	0	97	9.3	67	22	15:50	50.4
2016-17	PITTSBURGH	NHL	80	18	19	37	-5	16	6	1	0	142	12.7	99	60	16:39	48.0
2017-18	NASHVILLE	NHL	71	12	13	25	4	20	0	0	0	83	14.5	72	18	15:38	54.3
2018-19	NASHVILLE	NHL	81	17	18	35	27	18	3	0	0	118	14.4	70	24	16:18	51.8
2019-20	NASHVILLE	NHL	67	18	17	35	17	16	1	0	0	104	17.3	89	17	16:31	52.6
2020-21	MINNESOTA	NHL	55	10	16	26	0	26	3	0	2	66	15.2	50	11	14:51	52.8
WILD TOTALS			55	10	16	26	0	26	3	0	2	66	15.2	50	11	14:51	52.8
NHL TOTALS			681	132	176	308	72	197	25	2	15	1,055	12.5	706	262	15:37	49.9

BONINO'S PROFESSIONAL PLAYOFF CAREER

SEASON	TEAM	LEAGUE	GP	G	A	PTS	+/-	PIM	PP	SH	GW	S	S%	BS	H	TOI	FO%
2010-11	ANAHEIM	NHL	4	0	0	0	-1	2	0	0	0	7	0.0	2	4	11:37	38.1
2012-13	ANAHEIM	NHL	7	3	1	4	2	4	2	0	2	16	18.8	10	8	16:38	55.6
2013-14	ANAHEIM	NHL	13	4	4	8	3	8	1	0	1	22	18.2	15	14	17:44	45.8
2014-15	VANCOUVER	NHL	6	1	2	3	-2	4	0	0	0	13	7.7	8	2	16:35	47.7
2015-16	PITTSBURGH	NHL	24	4	14	18	9	12	0	0	2	41	9.8	50	16	17:12	48.5
2016-17	PITTSBURGH	NHL	21	4	3	7	4	2	0	0	1	33	12.1	29	17	16:52	52.3
2017-18	NASHVILLE	NHL	13	2	3	5	-1	9	0	0	0	26	7.7	9	9	16:48	53.4
2018-19	NASHVILLE	NHL	6	0	2	2	-3	2	0	0	0	7	0.0	6	1	15:29	58.8
2019-20	NASHVILLE	NHL	4	1	0	1	-2	2	0	0	0	7	14.3	9	2	16:23	58.2
NHL TOTALS			98	19	29	48	9	45	3	0	6	172	11.0	138	73	16:42	50.5

BONINO'S CAREER PLAYOFF HIGHLIGHTS

Goals, Game: 2 – two times
Assists, Game: 2 – three times
Points, Game: 3 – at COL, 4/22/18
PIM, Game: 5 – at WPG, 5/1/18


+/-, Game: 3 – three times
Shots, Game: 6 – vs. SJ, 5/30/16
TOI, Game: 22:32 – vs. OTT, 5/25/17
Goal Streak: 2g – two times

Assist Streak: 5g – 4/21-5/2/16
Point Streak: 5g – 4/21-5/2/16



NICK BONINO

No 13



2020-21 HIGHLIGHTS

- Set career highs in points and assists.
- Led team in TOI/game and SHTOI/game, ranked second in blocked shots.
- Led team defensemen in goals and ranked second in scoring.
- Set career high in goals. Ranked T-7th among NHL defensemen in goals.
- Recorded consecutive multi-point games for first time in career (2-2=4, 5/1-5/3) and second career goal streak.
- Played in 600th career NHL game at SJ (4/24) to become fifth player/fourth defenseman in franchise history to reach milestone.
- Notched two assists and plus-3 rating at VGK (3/1).
- Missed game at LA (2/16) due to COVID protocol to end consecutive games played streak at 182.
- Tallied season-best, three-game point streak (1-3=4, 1/28-1/31).
- Recorded first career OT goal in 4-3 win vs. COL (1/31).

PLAYOFFS

- Eighth trip to Stanley Cup Playoffs.
- Ranks T-1st in games played, second in blocked shots and third in scoring and assists in franchise history amongst team defensemen in the playoffs.
- Ranked T-1st on team in plus/minus rating, T-2nd amongst team defensemen in scoring and third in blocked shots during 2016 playoffs.
- Registered first career playoff goal and multi-point game (1-1=2) in Game 6 of Western Conference Quarterfinal vs. DAL (4/24/16, Lehtonen).
- Ranked second on team in TOI/game and third in blocked shots during 2015 playoffs.
- Tallied assist for first career playoff point in Game 1 of Western Conference Quarterfinal at COL (4/17/14).
- Made Stanley Cup Playoff debut in 2013 and ranked second on the team in TOI/game and blocked shots. TOI/game ranked first amongst NHL rookies and 10th in the NHL.

CAREER

- Set career highs in points and assists in 2019-20.
- Led team in blocked shots and shorthanded points (2), ranked second in plus/minus rating and fourth in assists in 2019-20.
- Blocked career-high seven shots at EDM (2/21/20).
- Notched two assists at TB (12/5/19) including 100th career assist to become sixth defenseman in team history to reach milestone.
- Set career highs in plus/minus rating, PIM and blocked shots in 2017-18.
- Led team in plus/minus rating (T-10th amongst NHL defensemen) and blocked shots, and ranked fourth in TOI/game in 2017-18.
- Tallied goal at SJ (4/7/18) for 100th career NHL point.
- Set career highs in PPA (5) and GWG in 2016-17.
- Ranked third on team in blocked shots and fourth in TOI/game in 2016-17.
- Notched career-high three assists vs. PIT (11/25/16).
- Recorded career-high seven shots vs. COL (11/19/16).
- Ranked third on team in blocked shots and fourth in TOI/game in 2015-16.
- Set career high in TOI/game in 2014-15.
- Led team in blocked shots, ranked T-1st in plus/minus rating (T-9th amongst NHL defensemen) and second in TOI/game (18th in NHL, no one younger had a higher TOI/game) in 2014-15.
- Skated career-high 31:54 at ARI (12/14/14).
- Ranked T-27th in NHL in TOI/game in 2013-14. Skated more than 25 minutes in a game 34 times.
- Set career high in PPG in 2013-14. Ranked second on team in blocked shots.
- As the youngest defenseman in the NHL in 2012-13, led rookies in TOI/game - 1:38 more than any other rookie. Total was second-highest by a rookie in franchise history.
- Named to the 2013 NHL All-Rookie Team. Finished fourth in Calder Memorial Trophy voting (first amongst defensemen).
- Led NHL rookie defensemen in takeaways (18) and ranked fourth in blocked shots in 2012-13.
- Scored first NHL goal and recorded plus-2 rating vs. COL (3/14/13, Varlamov).
- Tallied an assist and skated 19:05 in NHL debut at DET (1/25/13).

No 25

JONAS BRODIN

(JOE-nuhs broh-DEEN)

DEFENSEMAN

Shoots: Left

Ht: 6-1 • Wt: 194

Born: 7/12/93

Karlstad, SWE



- Netted four assists in 42 regular games and two goals in 14 playoff games to help Farjestad BK Karlstad win 2011 playoff championship.
- Has participated in six international tournaments for Sweden.
- Tallied three points (1-2=3) and a plus-6 rating in 10 games to help Sweden win the gold medal at 2017 IIHF World Championship.
- Scored one goal in seven games for Sweden at the 2012 IIHF World Championship.
- Notched four assists as Sweden won gold at the 2012 IIHF World Junior Championship.
- Helped Sweden earn silver medals at the 2010 and 2011 IIHF Under-18 World Championships.
- Represented Sweden at 2010 World Under-17 Hockey Challenge.

CAREER TRANSACTIONS

- Selected by Minnesota in the first round (10th overall) of the 2011 NHL Entry Draft.
- Signed through 2027-28. Becomes an unrestricted free agent 2028-29.

PERSONAL

- As the Wild celebrates 20 years this season, one of Jonas' first memories of Minnesota was the 2011 NHL Entry Draft - it was his first time in the state.
- If he could be friends with a fictional character in real life it would be Spiderman.
- If he had to team up with a fellow Wild player for a competitive reality show like the "Amazing Race", he would pick Zach Parise because they would fly around on private planes.

BRODIN VS. NHL

TEAM	GP	G	A	PTS	+/	PIM	TEAM	GP	G	A	PTS	+/	PIM	TEAM	GP	G	A	PTS	+/	PIM
ANA	28	2	4	6	-3	16	EDM	23	0	2	2	-2	2	PIT	14	2	6	8	-2	2
ARI	30	2	5	7	8	8	FLA	12	2	7	9	5	2	SJ	30	3	3	6	1	2
BOS	11	0	1	1	2	4	LA	30	3	8	11	7	6	STL	38	3	8	11	1	10
BUF	12	1	2	3	6	6	MIN	-	-	-	-	-	TB	12	0	3	3	3	0	
CAR	13	0	3	3	7	2	MTL	14	0	3	3	0	2	TOR	14	0	1	1	-3	4
CGY	24	0	4	4	7	10	NJ	12	0	2	2	0	4	VAN	23	1	7	8	-1	12
CHI	28	2	2	4	-2	10	NSH	32	3	2	5	-9	10	VGK	16	3	9	12	4	0
CBJ	16	0	4	4	0	2	NYI	11	2	2	4	3	4	WAS	10	0	1	1	-3	0
COL	43	3	11	14	-5	18	NYR	12	1	1	2	3	0	WPG	29	3	6	9	0	14
DAL	30	0	10	10	1	20	OTT	14	2	5	7	6	6							
DET	16	1	4	5	14	2	PHI	11	0	4	4	1	2							

BRODIN'S CAREER STATISTICS

SEASON	TEAM	LEAGUE	GP	G	A	PTS	+/	PIM	PP	SH	GW	S	S%	BS	H	TOI
2012-13	MINNESOTA	NHL	45	2	9	11	3	10	1	0	0	51	3.9	60	17	23:12
	Houston	AHL	9	2	2	4	2	4	0	0	0	13	15.4	-	-	-
2013-14	MINNESOTA	NHL	79	8	11	19	0	22	3	0	0	74	10.8	117	33	23:54
2014-15	MINNESOTA	NHL	71	3	14	17	21	8	0	0	1	95	3.2	128	31	24:10
2015-16	MINNESOTA	NHL	68	2	5	7	-5	18	0	0	0	58	3.4	110	34	20:25
2016-17	MINNESOTA	NHL	68	3	22	25	5	20	2	0	2	85	3.5	89	20	19:34
2017-18	MINNESOTA	NHL	73	6	15	21	23	30	0	0	1	77	7.8	139	34	21:36
2018-19	MINNESOTA	NHL	82	4	14	18	-15	30	0	1	2	111	3.6	135	61	20:33
2019-20	MINNESOTA	NHL	69	2	26	28	15	24	0	0	0	103	1.9	112	41	21:33
2020-21	MINNESOTA	NHL	53	9	14	23	2	18	1	0	2	79	11.4	99	35	22:26
WILD/NHL TOTALS			608	39	130	169	49	180	7	1	8	733	5.3	989	306	21:53

BRODIN'S CAREER PLAYOFF STATISTICS

SEASON	TEAM	LEAGUE	GP	G	A	PTS	+/	PIM	PP	SH	GW	S	S%	BS	H	TOI
2012-13	MINNESOTA	NHL	5	0	0	0	-3	0	0	0	0	3	0.0	13	7	26:23
2013-14	MINNESOTA	NHL	13	0	2	2	3	12	0	0	0	11	0.0	16	9	23:38
2014-15	MINNESOTA	NHL	10	0	0	0	-2	0	0	0	0	3	0.0	17	8	21:53
2015-16	MINNESOTA	NHL	6	1	2	3	3	0	0	0	0	1	100.0	15	2	20:36
2016-17	MINNESOTA	NHL	5	0	1	1	-3	0	0	0	0	5	0.0	7	1	19:00
2017-18	MINNESOTA	NHL	5	0	2	2	-3	2	0	0	0	9	0.0	11	2	24:42
2019-20	MINNESOTA	NHL	4	0	2	2	1	0	0	0	0	8	0.0	3	3	23:48
WILD/NHL TOTALS			48	1	9	10	-4	14	0	0	0	40	2.5	82	32	22:49

BRODIN'S CAREER PLAYOFF HIGHLIGHTS

Goals, Game: 1 - vs. DAL, 4/24/16

Assists, Game: 2 - vs. VAN, 8/7/20

Points, Game: 2 - two times

PIM, Game: 6 - at CHI, 5/2/14

+/-, Game: 2 - four times

Shots, Game: 4 - at VAN, 8/4/20

TOI, Game: 34:20 - at CHI, 4/30/13

Goal Streak: None


Assist Streak: 2g - 4/13-4/15-18

Point Streak: 2g - 4/13-4/15-18



JONAS BRODIN

No 25



No 28

IAN
COLE

DEFENSEMAN

Shoots: Left

Ht: 6-1 • Wt: 225

Born: 2/21/89

Ann Arbor, MI, USA



2020-21 HIGHLIGHTS

- Ranked second on team in plus/minus rating and third in blocked shots.
- Ranked 11th among NHL defensemen in plus/minus rating.
- Skated season-high 21:25 at STL (5/13).
- Tallied an assist in consecutive games for first point streak of season (4/19, 4/21).
- Blocked season-high six shots vs. ARI (3/12).
- Recorded GWG at SJ (2/22).
- Posted a plus-3 rating vs. SJ (1/22).
- Skated 17:31 and registered three hits, two blocked shots and plus-1 rating in Wild debut at ANA (1/20).

PLAYOFFS

- Eighth trip to Stanley Cup Playoffs.
- Ranked second on team in blocked shots in 2019 playoffs.
- Led team in blocked shots and ranked T-1st in plus/minus rating in 2018 playoffs.
- Tallied two assists in Game 3 of Western Conference Quarterfinal vs. CGY (4/15/19).
- Led NHL in blocked shots and ranked T-1st in assists amongst team defensemen to help Penguins win second consecutive Stanley Cup in 2017. Appeared in every playoff game.
- Tallied two assists in Game 2 of Eastern Conference Quarterfinal vs. CBJ (4/14/17) for first career multi-point playoff game.
- Led team in blocked shots and shorthanded TOI/game (2:46) to help Pittsburgh win 2016 Stanley Cup. Appeared in every playoff game.
- Scored first career playoff goal in Game 4 of Stanley Cup Final at SJ (6/6/16, Jones).
- Recorded first career playoff point with an assist in Game 2 of Eastern Conference Quarterfinal at NYR (4/18/15).
- Made Stanley Cup Playoff debut in Game 2 of Western Conference Semifinal vs. LA (4/30/12).

CAREER

- Set new career high in assists and shots on goal and tied career best in scoring in 2019-20.
- Finished second on team in blocked shots and third in plus/minus rating in 2019-20.
- Scored game-winning goal in 500th career NHL contest at BOS (12/7/19).
- Tallied 100th career assist vs. CHI (11/30/19).
- Registered a career-best plus-4 at BOS (10/18/19).
- Ranked third in the NHL in shorthanded TOI/game (3:17) and fifth in blocked shots in 2018-19.
- Led team in PIM and finished second in fighting majors (4) in 2018-19.
- Recorded two assists at NJ (10/18/18) - second assist was 100th career NHL point.
- Set career highs in scoring, plus/minus rating, TOI/game and games played and tied career best in goals in 2016-17.
- Set Penguins franchise record and ranked third in the NHL in blocked shots in 2016-17.
- Ranked T-1st on team in blocked shots in 2015-16.
- Recorded first NHL points with a goal and an assist at CBJ (3/9/11, Garon).
- Made NHL debut at BOS (11/26/10).
- Represented the United States at the 2008 and 2009 IIHF World Junior Championships.
- Finished T-2nd amongst team defensemen in scoring with four points (2-2=4) in six games at 2009 tournament.
- Named to the CCHA First All-Star Team and the NCAA (West) First All-American Team as a sophomore in 2008-09. Became first Notre Dame defenseman to be named an All-American since 1999 (Benoit Cotnoir).
- Led Irish defensemen in scoring and goals in 2008-09.
- Named to the CCHA All-Tournament Team helping Irish win the conference championship in 2008-09.
- Helped Notre Dame to its first-ever Frozen Four and first national title game as a freshman in 2007-08.
- Led team defensemen in goals and ranked second in scoring in 2007-08.
- Won a silver medal at the 2007 IIHF Under-18 World Championship. Led tournament defensemen in goals and ranked T-2nd in scoring with five points (4-1=5) in seven games.
- Played two seasons with the United States National Team Development Program (2005-07).
- Won a silver medal at the 2006 IIHF World Uunder-17 Hockey Challenge.

CAREER TRANSACTIONS

- Acquired by Minnesota from the Colorado Avalanche in exchange for Greg Pateryn, Jan. 19, 2021; Signed as a free agent by Colorado, July 1, 2018; Acquired by Columbus Blue Jackets from the Ottawa Senators in exchange for Nick Moutrey and Columbus' third-round pick in the 2020 NHL Entry Draft (Alex Laferriere), Feb. 26, 2018; Acquired by Ottawa, along with Filip Gustavsson and Pittsburgh's first-round pick (later traded to New York Rangers - Rangers selected K'Andre Miller) in the 2018 NHL Entry Draft from the Pittsburgh Penguins in exchange for Vincent Dunn and Ottawa's third-round choice (later traded to Colorado - Avalanche selected Justus Annunen) in the 2018 NHL Entry Draft, Feb. 23, 2018; Acquired by Pittsburgh from the St. Louis Blues in exchange for Robert Bortuzzo and Pittsburgh's seventh-round pick (Filip Helt) in the 2016 NHL Entry Draft, March 2, 2015; Selected by St. Louis in the first round (18th overall) of the 2007 NHL Entry Draft.
- Signed through 2020-21. Becomes an unrestricted free agent 2021-22.

COLE VS. NHL

TEAM	GP	G	A	PTS	+/-	PIM	TEAM	GP	G	A	PTS	+/-	PIM	TEAM	GP	G	A	PTS	+/-	PIM
ANA	30	2	4	6	9	29	EDM	21	1	5	6	10	17	PIT	8	1	3	4	1	8
ARI	25	0	5	5	5	18	FLA	12	1	3	4	11	10	SJ	29	2	10	12	15	42
BOS	14	1	2	3	1	10	LA	26	0	3	3	-1	26	STL	25	0	3	3	5	15
BUF	17	0	2	2	12	13	MIN	20	1	4	5	7	12	TB	12	0	3	3	1	7
CAR	18	1	3	4	-4	12	MTL	15	2	1	3	4	8	TOR	14	0	4	4	8	10
CGY	16	1	5	6	6	30	NJ	17	1	4	5	14	17	VAN	16	2	1	3	-5	16
CHI	25	2	6	8	-6	20	NSH	21	1	3	4	3	17	VKG	15	3	3	6	8	10
CBJ	28	2	5	7	-7	31	NYI	17	0	2	2	-5	21	WAS	20	0	2	2	1	44
COL	27	0	5	5	3	24	NYR	18	0	8	8	6	14	WPG	15	0	4	4	1	4
DAL	21	2	3	5	7	6	OTT	15	1	4	5	5	13							
DET	22	0	5	5	-2	19	PHI	16	0	4	4	3	16							

COLE'S PROFESSIONAL CAREER

SEASON	TEAM	LEAGUE	GP	G	A	PTS	+/-	PIM	PP	SH	GW	S	S%	BS	H	TOI
2007-08	Notre Dame	CCHA	43	8	12	20	-	40	-	-	-	-	-	-	-	-
2008-09	Notre Dame	CCHA	38	6	20	26	-	58	-	-	-	-	-	-	-	-
2009-10	Notre Dame	CCHA	30	3	16	19	-	55	-	-	-	-	-	-	-	-
2010-11	Peoria	AHL	9	1	4	5	2	4	0	0	0	12	8.3	-	-	-
	ST. LOUIS	NHL	26	1	3	4	6	35	0	0	0	22	4.5	37	36	17:36
2011-12	Peoria	AHL	44	5	10	15	2	63	1	0	0	12	8.3	-	-	-
	ST. LOUIS	NHL	26	1	5	6	7	22	0	0	0	18	5.6	27	16	15:55
2012-13	Peoria	AHL	22	1	3	4	-8	26	0	0	0	23	4.3	-	-	-
	ST. LOUIS	NHL	15	0	1	1	-4	10	0	0	0	10	0.0	22	6	17:45
2013-14	Peoria	AHL	34	3	11	14	-9	43	1	0	0	46	6.5	-	-	-
	ST. LOUIS	NHL	46	3	8	11	15	31	0	0	0	45	6.7	68	24	15:05
2014-15	ST. LOUIS	NHL	54	4	5	9	16	44	0	0	0	52	7.7	63	42	15:03
	PITTSBURGH	NHL	20	1	7	8	-2	7	0	0	0	31	3.2	36	31	18:29
2015-16	PITTSBURGH	NHL	70	0	12	12	-3	59	0	0	0	72	0.0	122	122	17:14
2016-17	PITTSBURGH	NHL	81	5	21	26	26	72	0	0	1	89	5.6	194	164	19:49
2017-18	PITTSBURGH	NHL	47	3	10	13	3	52	0	0	0	63	4.8	91	69	17:37
	COLUMBUS	NHL	20	2	5	7	11	24	0	0	0	21	9.5	25	26	18:08
2018-19	COLORADO	NHL	71	2	13	15	-1	115	0	0	0	82	2.4	178	107	19:45
2019-20	COLORADO	NHL	65	4	22	26	21	36	0	0	1	92	4.3	122	83	17:42
2020-21	COLORADO	NHL	2	0	0	0	0	0	0	0	0	2	0.0	2	4	14:41
	MINNESOTA	NHL	52	1	7	8	21	32	0	0	1	28	3.6	92	34	15:55
WILD TOTALS			52	1	7	8	21	32	0	0	1	28	3.6	92	34	15:55
NHL TOTALS			595	27	119	146	116	539	0	0	3	627	4.3	1079	764	17:32

COLE'S PROFESSIONAL PLAYOFF CAREER

SEASON	TEAM	LEAGUE	GP	G	A	PTS	+/-	PIM	PP	SH	GW	S	S%	BS	H	TOI
2011-12	ST. LOUIS	NHL	2	0	0	0	-1	0	0	0	0	1	0.0	1	4	10:26
2014-15	PITTSBURGH	NHL	5	0	2	2	0	8	0	0	0	9	0.0	13	5	23:00
2015-16	PITTSBURGH	NHL	24	1	2	3	6	14	0	0	0	16	6.3	52	49	16:13
2016-17	PITTSBURGH	NHL	25	0	9	9	2	22	0	0	0	23	0.0	62	44	18:50
2017-18	COLUMBUS	NHL	6	0	3	3	-1	2	0	0	0	10	0.0	15	12	19:23
2018-19	COLORADO	NHL	12	0	5	5	6	16	0	0	0	11	0.0	35	22	18:59
2019-20	COLORADO	NHL	15	0	2	2	2	10	0	0	0	21	0.0	29	27	17:50
NHL TOTALS			89	1	23	24	14	72	0	0	0	91	1.1	207	163	18:04

COLE'S CAREER PLAYOFF HIGHLIGHTS

Goals, Game: 1 - at SJ, 6/16/16
Assists, Game: 2 - two times
Points, Game: 2 - two times
PIM, Game: 4 - four times


+/-, Game: 3 - vs. CGY, 4/15/19
Shots, Game: 4 - at DAL, 8/26/20
TOI, Game: 28:50 - vs. WSH, 4/17/18
Goal Streak: None

Assist Streak: 2g - five times
Point Streak: 2g - five times



IAN
COLE

No 28



2020-21 HIGHLIGHTS

- Ranked fourth on team in blocked shots and hits.
- Nominated for Bill Masterton Memorial Trophy (5/10).
- Tallied season-best, three-game point streak (1-2=3, 4/10-4/16).
- Registered season-high six shots at ARI (3/6).
- Recorded GWG, assist and skated season-high 27:39 in 4-3 OT win vs. LA (2/27) to become franchise leader in OT goals (6).
- Tallied two goals at LA (1/16).
- Recipient of 2020 King Clancy Memorial Trophy (9/6/20).

PLAYOFFS

- Sixth trip to Stanley Cup Playoffs.
- Led team in TOI/game and blocked shots and ranked second in shots on goal during 2020 playoffs.
- Led team in TOI/game (5th in NHL) and ranked second in hits during 2018 playoffs.
- Led team in hits and ranked third in TOI/game during 2017 playoffs.
- Tallied game-winning goal in Game 3 of Western Conference Quarterfinal vs. WPG (4/15/18).
- Registered PPG in Stanley Cup Playoff debut - Game 1 of Western Conference Quarterfinal at STL (4/16/15, Allen).

CAREER

- Recipient of 2020 King Clancy Memorial Trophy (9/6/19).
- Ranked second on team in shots on goal and hits, third in TOI/game and fourth in blocked shots in 2019-20.
- Skated in 400th career NHL game vs. SJ (2/15/20).
- Recorded 100th career NHL assist vs. CAR (11/16/19) to become fifth defenseman in franchise history to reach milestone.
- Led NHL defensemen in goals (19) and ranked T-1st in PPG (8) during 2018 calendar year.
- Set career highs in games played, goals, points, GWG, assists, PPA (10), TOI/game, shots, hits and blocked shots in 2017-18. Point total ranked third all-time amongst team defensemen.
- Ranked T-1st amongst NHL defensemen in overtime goals (2), T-4th in GWG, T-10th in goals and 19th in scoring in 2017-18.
- Ranked second on team in plus/minus rating and hits, T-2nd in GWG, third in TOI/game and assists, fourth in blocked shots, T-4th in multi-point games (10) and fifth in scoring in 2017-18.
- Tallied career-high four points (1-3=4) vs. DAL (3/29/18) - franchise record for points in a game by a defenseman.
- Notched 100th career NHL point with an assist at CHI (1/10/18).
- Skated career-best 31:02 vs. CGY (12/12/17).
- Led team defensemen in goals and ranked T-6th amongst NHL defensemen in PPG in 2016-17. Ranked third on team in TOI/game and PIM, T-3rd in PPG and fifth in hits and blocked shots.
- Finished T-3rd on team in PPG and fourth in PIM in 2015-16. Ranked second amongst team defensemen in goals and shots and third in scoring.
- Ranked T-8th in PPG and T-13th in GWG amongst NHL defensemen in 2015-16.
- Registered nine shots at TB (1/2/16) to set franchise record for most shots in a game by a defenseman.
- Tallied GWG in consecutive games for first career goal streak (12/3-12/5/15).
- Ranked T-1st in scoring amongst team defensemen, T-1st on team in PPG and second in hits during 2015 playoffs. Led NHL rookie defensemen in hits and shots on goal and ranked T-1st amongst all NHL defensemen in PPG.
- Led NHL rookie defensemen in plus/minus rating, ranked third in goals and fifth in scoring and shots on goal in 2014-15.
- Tallied first career overtime goal and blocked career-high five shots at NSH (3/17/15) - fastest overtime goal scored on the road in team history (22 seconds).
- Recorded two assists and plus-4 rating in 2015 AHL All-Star Game (1/26/15).
- Collected first NHL assist vs. CAR (10/24/13).
- Recorded first career NHL goal vs. DAL (10/12/13, Ellis).
- Made NHL debut vs. ANA (10/5/13) to become second-youngest defenseman to make debut with the Wild (19 years, 72 days).
- Led the WHL in plus/minus rating and WHL defensemen in goals and ranked second in scoring during 2014 playoffs.
- Began 2012-13 season with Minnesota but did not appear in an NHL game before he was reassigned to Red Deer (1/12/13).
- Tallied two points (1-1=2) and a plus-8 rating in 10 games as Canada won the gold medal at 2016 IIHF World Championship. Ranked T-4th amongst tournament defensemen in plus/minus rating.



No 24 MATT DUMBA (DUHM-ba) DEFENSEMAN

Shoots: Right
Ht: 6-0 • Wt: 185
Born: 7/25/94
Regina, SK, CAN

- Served as an alternate captain, recorded an assist and led team defensemen with a plus-4 rating in seven games with Team Canada at 2014 IIHF World Junior Championship.
- Captain of Team Canada at 2012 IIHF Under-18 World Championship. Recorded tournament-best 12 points (5-7=12) in seven games and named Best Defenseman of tournament as Canada captured a bronze medal.
- Captained Canada at the 2011 Under-18 Ivan Hlinka Memorial Tournament and recorded three points (2-1=3) in five games to help Canada capture gold.
- Led WHL defensemen in goals and ranked sixth in points in 2011-12. His nine PPG led Red Deer.
- Named WHL rookie of the year in 2010-11. Led team rookies in goals, points and plus/minus rating (plus-24). His plus/minus rating ranked second amongst WHL rookies.

CAREER TRANSACTIONS

- Selected by Minnesota in the first round (seventh overall) of the 2012 NHL Entry Draft.
- Signed through 2022-23. Becomes an unrestricted free agent 2023-24.

PERSONAL

- Charitable interests include ACES and Hockey Diversity Alliance.
- As the Wild celebrates 20 years this season, one of Matt's first memories of Minnesota was a family trip to the cities he took when he was 16 years old. His mom said at the end of the trip it would be pretty nice if he was drafted to the Wild and a year later Matt was selected in the first round.
- If he could be friends with a fictional character in real life it would be Ricky and Morty.
- If he had to team up with a fellow Wild player for a competitive reality show like the "Amazing Race", he would pick Ryan Hartman because Ryan is both really competitive and has hunter/tracking instincts to get them around directionally.

DUMBA VS. NHL

TEAM	GP	G	A	PTS	+/-	PIM	TEAM	GP	G	A	PTS	+/-	PIM	TEAM	GP	G	A	PTS	+/-	PIM
ANA	21	4	3	7	-4	14	EDM	16	4	4	8	8	8	PIT	9	0	1	1	-10	10
ARI	24	2	10	12	3	2	FLA	12	0	4	4	7	2	SJ	21	2	4	6	-2	15
BOS	9	0	3	3	1	4	LA	24	5	6	11	0	12	STL	29	7	6	13	0	18
BUF	11	2	2	4	8	7	MIN	-	-	-	-	-	TB	11	0	1	1	-4	8	
CAR	13	0	6	6	1	8	MTL	10	2	7	9	8	6	TOR	10	1	1	2	-3	2
CGY	17	2	1	3	-4	13	NJ	8	0	1	1	2	0	VAN	18	1	9	10	4	4
CHI	22	3	5	8	-7	13	NSH	20	6	4	10	-5	10	VKG	14	2	6	8	1	11
CBJ	10	0	2	2	5	15	NYI	8	0	6	6	0	4	WAS	10	2	1	3	-3	6
COL	30	2	9	11	3	38	NYR	10	4	4	8	6	4	WPG	24	3	5	8	-8	12
DAL	23	6	6	12	10	2	OTT	12	6	3	9	4	17							
DET	8	2	5	7	8	6	PHI	8	0	2	2	-1	0							

DUMBA'S CAREER STATISTICS

SEASON	TEAM	LEAGUE	GP	G	A	PTS	+/-	PIM	PP	SH	GW	S	S%	BS	H	TOI
2012-13	Red Deer	WHL	62	16	26	42	10	80	6	1	1	-	-	-	-	-
	Houston	AHL	3	0	0	0	0	2	0	0	0	1	0	-	-	-
2013-14	MINNESOTA	NHL	13	1	1	2	-5	2	1	0	0	12	8.3	3	9	12:27
	Portland	WHL	26	8	16	24	31	37	5	0	0	-	-	-	-	-
2014-15	MINNESOTA	NHL	58	8	8	16	13	23	2	0	2	86	9.3	51	42	15:01
	Iowa	AHL	20	5	9	14	2	6	2	0	0	39	12.8	-	-	-
2015-16	MINNESOTA	NHL	81	10	16	26	1	38	6	0	3	152	6.6	56	83	16:50
2016-17	MINNESOTA	NHL	76	11	23	34	15	59	6	0	1	131	8.4	71	96	20:19
2017-18	MINNESOTA	NHL	82	14	36	50	15	41	2	0	4	176	8.0	112	136	23:48
2018-19	MINNESOTA	NHL	32	12	10	22	-5	21	6	0	1	93	12.9	43	60	23:23
2019-20	MINNESOTA	NHL	69	6	18	24	-7	41	1	0	1	167	3.6	88	98	22:30
2020-21	MINNESOTA	NHL	51	6	15	21	1	46	1	0	1	89	6.7	75	71	22:17
WILD/NHL TOTALS			462	68	127	195	28	271	25	0	13	906	7.5	499	598	20:12

DUMBA'S CAREER PLAYOFF STATISTICS

SEASON	TEAM	LEAGUE	GP	G	A	PTS	+/-	PIM	PP	SH	GW	S	S%	BS	H	TOI
2012-13	Red Deer	WHL	9	2	2	4	-4	14	2	0	1	-	-	-	-	-
	Houston	AHL	5	0	0	0	-1	0	0	0	0	2	0.0	-	-	-
2013-14	Portland	WHL	21	8	10	18	18	33	4	0	1	-	-	-	-	-
2014-15	MINNESOTA	NHL	10	2	2	4	-1	2	2	0	0	15	13.3	11	24	16:05
2015-16	MINNESOTA	NHL	6	0	2	2	-2	6	0	0	0	5	0.0	4	6	14:31
2016-17	MINNESOTA	NHL	5	0	0	0	-1	2	0	0	0	7	0.0	4	19	23:53
2017-18	MINNESOTA	NHL	5	1	1	2	-4	4	0	0	1	10	10.0	9	13	26:58
2019-20	MINNESOTA	NHL	4	0	1	1	1	2	0	0	0	14	0.0	8	4	25:03
WILD/NHL TOTALS			30	3	6	9	-7	16	2	0	1	51	5.9	36	66	20:05

DUMBA'S CAREER PLAYOFF HIGHLIGHTS

Goals, Game: 1 – three times

Assists, Game: 2 – vs. CHI, 5/7/15

Points, Game: 2 – two times

PIM, Game: 4 – vs. WPG, 4/15/18

+/-, Game: 2 – vs. DAL, 4/18/16

Shots, Game: 5 – vs. CHI, 5/7/15

TOI, Game: 30:03 – at WPG, 4/11/18

Goal Streak: None


Assist Streak: 2g – 4/16-4/18/16

Point Streak: 2g – 4/16-4/18/16



MATT DUMBA

No 24



No 14

**JOEL
ERIKSSON EK**

(JUHL AIR-ihk-suhn EHK)

CENTER

Shoots: Left
Ht: 6-3 • Wt: 208
Born: 1/29/97
Karlstad, SWE

2020-21 HIGHLIGHTS

- One of three Wild players to play in every game.
- Set new career highs in points, goals, plus/minus rating and TOI/game.
- Ranked T-6th in NHL in third period goals (11) and T-7th in even strength goals (19).
- Led team in FOW, ranked second in hits, third in goals and shots, fourth in plus/minus rating and fifth in scoring.
- Tallied career-high, seven-game point streak (4-3=7, 4/17-4/29) - tied for longest point streak by Wild player this season.
- Won career-high 14 faceoffs (out of 17) vs. ARI (4/14).
- Skated career-high 21:16 at VGK (4/1).
- Tallied two goals vs. VGK (3/10) - second career two-goal game.
- Recorded career-high seven hits at LA (2/16).
- Recorded consecutive multi-point games for first time in career (2-2=4, 1/20-1/22).

PLAYOFFS

- Fourth trip to the Stanley Cup Playoffs.
- Tallied first career Stanley Cup Playoff goal in Game 4 of Qualifying Round vs. VAN (8/7/20, Markstrom).
- Tallied an assist in Game 3 of Western Conference Quarterfinal vs. WPG (4/15/18) for first career playoff point.
- Made Stanley Cup Playoff debut in Game 1 of Western Conference Quarterfinal vs. STL (4/12/17).

CAREER

- Set career highs in assists and GWG in 2019-20.
- Ranked T-2nd on team in GWG, fourth in hits and T-4th in plus/minus rating in 2019-20.
- Led team forwards in shorthanded TOI in 2019-20.
- Played in 200th career NHL game at VAN (2/19/20).
- Recorded first career PPG (GWG) vs. VGK (2/11/20).
- Notched two goals including GWG with 25.8 seconds remaining at DAL (2/7/20) for first career multi-goal game.
- Recorded career-best, three-game assist streak (0-3=3, 11/2-11/7).
- Set career highs in games played, hits and blocked shots in 2017-18.
- Ranked third on team and fourth amongst NHL rookies in hits in 2017-18.
- Registered career-high seven shots and won all five faceoffs vs. OTT (1/22/18).
- Blocked career-high five shots at MTL (11/9/17).
- Tallied goal, three hits and won 10 faceoffs vs. OTT (3/30/17) after being recalled from Farjestad BK two days earlier.
- Tallied six points (3-3=6) in seven playoff games for Farjestad BK in 2016-17. Led team in PPG (2) and hits (18), and ranked T-1st in goals and points.
- Ranked second on Farjestad BK in PPG and sixth in TOI/game (17:46) in 2016-17.
- Assigned to Farjestad BK in Swedish Elite League (11/17/16).
- Tallied first career GWG at BUF (10/27/16).
- Recorded three assists and plus-3 rating at BOS (10/25/16) to become fourth rookie in team history to tally three assists in a game and second rookie forward to register plus-3 rating.
- Registered goal in NHL debut at NJ (10/22/16, Schneider) to become seventh player in Wild history to score a goal in his NHL debut.
- Ranked third on team in GWG, fourth in hits (51), fifth in shots on goal and T-6th in plus/minus rating in 2015-16.
- His nine goals were the most by a junior player in the Swedish Elite League in 2015-16.
- His six points in the Swedish Elite League were the most by any Under-18 player in 2014-15 and his 21 goals led the Under-20 League.

- Has participated in six international tournaments for Sweden.
- Tallied three points (1-2=3) and plus-five rating in 10 games to help Sweden win the gold medal at the 2017 IIHF World Championship.
- Tallied nine points (6-3=9) in seven games serving as captain for Sweden at the 2017 IIHF World Junior Championship. Ranked T-2nd in tournament with two GWG and plus-8 rating, third in goals, seventh in scoring and eighth in shots on goal (24).
- Played for Sweden at the 2016 IIHF World Junior Championship. Tallied two points (1-1=2) including a GWG and ranked second on team in shots on goal (25). Sweden lost to the United States in the Bronze Medal Game.
- Notched six points (5-1=6) in five games for Sweden at the 2015 IIHF Under-18 World Championship. Led team in goals and ranked T-1st in scoring.
- Represented Sweden at 2014 Ivan Hlinka Memorial Tournament and 2014 World Under-17 Hockey Challenge.

CAREER TRANSACTIONS

- Selected by Minnesota in the first round (20th overall) of the 2015 NHL Entry Draft.
- Signed through 2020-21. Becomes a restricted free agent 2021-22.

PERSONAL

- Charitable interests include hospital visits and youth hockey.
- He hopes in the next 20 years, cars that never crash will be invented.
- Lists Zlatan Ibrahimovic, a Swedish professional soccer player, as one athlete he would like to interview.
- If he had to team up with a fellow Wild player for a competitive reality show like the "Amazing Race", he would pick Victor Rask because it would be fun to see Victor drive his car.

ERIKSSON EK VS. NHL

TEAM	GP	G	A	PTS	+/-	PIM	TEAM	GP	G	A	PTS	+/-	PIM	TEAM	GP	G	A	PTS	+/-	PIM
ANA	17	3	4	7	2	8	EDM	8	2	1	3	2	4	PIT	6	0	1	1	-2	2
ARI	16	1	5	6	1	2	FLA	6	0	2	2	0	2	SJ	17	2	4	6	-3	0
BOS	7	0	3	3	-1	2	LA	15	8	1	9	6	8	STL	17	3	2	5	2	12
BUF	4	1	2	3	2	0	MIN	-	-	-	-	-	-	TB	5	2	1	3	2	4
CAR	5	0	1	1	3	2	MTL	4	0	0	0	0	2	TOR	5	0	1	1	-1	0
CGY	9	1	2	3	1	0	NJ	6	4	1	5	5	0	VAN	9	0	0	0	1	2
CHI	8	0	1	1	0	4	NSH	10	1	1	2	-1	6	VGK	14	5	4	9	6	10
CBJ	6	1	0	1	0	2	NYI	5	1	2	3	-1	0	WAS	4	0	0	0	-6	0
COL	21	1	4	5	-10	8	NYR	5	0	2	2	2	0	WPG	9	2	2	4	4	2
DAL	10	2	0	2	-2	2	OTT	6	1	3	4	3	2							
DET	6	1	2	3	1	0	PHI	6	1	1	2	3	2							

ERIKSSON EK'S CAREER STATISTICS

SEASON	TEAM	LEAGUE	GP	G	A	PTS	+/-	PIM	PP	SH	GW	S	S%	BS	H	TOI	FO%
2014-15	Farjestad BK	Sweden	34	4	2	6	0	4	1	-	0	41	9.8	7	12	8:54	-
2015-16	Farjestad BK	Sweden	41	9	6	15	7	18	1	-	4	77	11.7	10	51	12:43	-
2016-17	MINNESOTA	NHL	15	3	4	7	1	4	0	0	1	15	20.0	8	23	10:36	41.3
	Iowa	AHL	1	1	0	1	-1	0	1	0	0	2	50.0	-	-	-	-
	Farjestad BK	Sweden	26	8	8	16	4	12	5	-	0	74	10.8	15	42	17:46	-
2017-18	MINNESOTA	NHL	75	6	10	16	2	22	0	0	0	124	4.8	46	134	12:46	42.6
	Iowa	AHL	8	3	5	8	-1	8	0	0	1	20	15.0	-	-	-	-
2018-19	MINNESOTA	NHL	58	7	7	14	-7	20	0	0	2	111	6.3	24	117	13:30	45.7
	Iowa	AHL	9	4	5	9	-3	8	2	0	2	31	12.9	-	-	-	-
2019-20	MINNESOTA	NHL	62	8	21	29	7	22	1	0	4	102	7.8	43	93	15:43	46.2
2020-21	MINNESOTA	NHL	56	19	11	30	16	20	0	0	2	119	16.0	37	105	17:03	47.1
WILD/NHL TOTALS			266	43	53	96	19	88	1	0	9	471	9.1	158	472	14:24	45.6

ERIKSSON EK'S CAREER PLAYOFF STATISTICS

SEASON	TEAM	LEAGUE	GP	G	A	PTS	+/-	PIM	PP	SH	GW	S	S%	BS	H	TOI	FO%
2016-17	MINNESOTA	NHL	3	0	0	0	0	0	0	0	0	5	0.0	0	4	7:35	46.2
2017-18	MINNESOTA	NHL	5	0	1	1	0	0	0	0	0	10	0.0	2	5	12:47	0.0
2019-20	MINNESOTA	NHL	4	1	0	1	1	2	0	0	0	8	12.5	2	8	14:24	41.7
WILD/NHL TOTALS			12	1	1	2	1	2	0	0	0	23	4.3	4	17	12:01	40.0

ERIKSSON EK'S CAREER PLAYOFF HIGHLIGHTS

Goals, Game: 1 - vs. VAN, 8/7/20
Assists, Game: 1 - vs. WPG, 4/15/18
Points, Game: 1 - two times
PIM, Game: 2 - vs. VAN, 8/6/20


+/-, Game: 1 - three times
Shots, Game: 4 - at WPG, 4/11/18
TOI, Game: 16:24 - at VAN, 8/2/20
Goal Streak: None

Assist Streak: None
Point Streak: None



JOEL ERIKSSON EK

No 14



No 22 KEVIN FIALA (fee-A-lah) LEFT WING

Shoots: Left
Ht: 5-10 • Wt: 198
Born: 7/22/96
St. Gallen, CHE



2020-21 HIGHLIGHTS

- Recorded 14 points (6-8=14) in last 11 games played and 26 points (11-15=26) in last 22 contests.
- Led team in GWG, shots on goal, PPP (14) and takeaways (41), ranked second in scoring, goals and PPG and fourth in assists.
- Ranked T-6th in NHL in third period goals (11).
- Recorded multi-point efforts in three straight games (3-4=7, 4/29-5/3).
- Collected goal and 100th career NHL assist at ARI (4/19).
- Recorded season-best, seven-game point streak (5-6=11, 3/25-4/7).
- Tallied first career hat trick, career-high four points (3-1=4) and tied career high with eight shots vs. COL (4/7).
- Skated in 300th career NHL game at COL (2/24).
- Recorded GWG in consecutive games (2/18, 2/20).

PLAYOFFS

- Fifth trip to Stanley Cup Playoffs.
- Led team in goals, shots on goal and PIM in 2020 playoffs.
- Recorded two goals in Game 2 of Qualifying Round at VAN (8/4/20) for first career multi-goal playoff game.
- Tallied GWG in Game 1 of Qualifying Round at VAN (8/2/20).
- Recorded GWG in overtime of Game of 2 Western Conference Semifinal vs. WPG (4/29/18).
- Scored goals in Game 1 and 2 of Western Conference Semifinal against Winnipeg (4/27-4/29/18).
- Tallied goals in Game 2 and 3 of Western Conference Quarterfinal against Chicago (4/15-4/17/17).
- Netted GWG in overtime of Game 3 of Western Conference Quarterfinal vs. CHI (4/17/17).
- Notched first career playoff goal in Game 2 of Western Conference Quarterfinal vs. CHI (4/15/17, Crawford).
- Made Stanley Cup Playoff debut in Game 4 of Western Conference Quarterfinal at CHI (4/21/15) and became the sixth-youngest player in League history to appear in a postseason game.

CAREER

- Set career highs in points, assists, PPG and PPP (18), tied career bests in goals, PPA (9) and GWG in 2019-20.
- Led team in scoring and multi-point games (14), ranked T-1st in even-strength goals (14) and PPP, ranked second in goals, PPG, assists and shots and T-2nd in GWG in 2019-20.
- Notched two goals including first career regular season overtime goal at ANA (3/8/20).
- Tallied career-best, six-game assist streak (5-7=12, 2/25-3/5/20).
- Set franchise record with five consecutive multi-point games and tied career best with five-game goal streak (5-6=11, 2/25-3/3/20).
- Named NHL First Star of the Week (3/2/20).
- Ranked T-2nd in NHL in games played in 2018-19.
- Set career highs in goals, GWG, plus/minus rating and shots on goal in 2017-18.
- Ranked second on the team in even-strength goals (19), T-3rd in GWG and fourth in goals in 2017-18.
- Tallied two goals in consecutive games for the first time in career (2/3-2/5/18).
- Recorded a career-best, five-game goal streak (5-0=5, 12/13-12/21/17).
- Tallied a career-high, nine-game point streak (8-4=12, 12/2-12/21/17).
- Recorded first career multi-goal game with two goals vs. PIT (10/22/16).
- Scored first career NHL goal in second career NHL regular season game at WPG (1/14/16, Hellebuyck).
- Made NHL debut vs. MTL (3/24/15).
- Led team in scoring, ranked second in assists and T-3rd in goals in 2015-16.
- Led AHL in shootout-deciding goals (4) and ranked T-1st in shootout goals (5) in 2015-16.
- Began 2014-15 season with HV-71 of the Swedish Hockey League. Assigned to Milwaukee (AHL) following 2015 IIHF World Junior Championship.
- Has appeared in seven IIHF World Championships with Switzerland.
- Recorded seven points (4-3=7) in eight games including two GWG and 30 shots on goal for Switzerland at the 2019 IIHF World Championship. Ranked T-1st on team in goals and T-2nd in scoring and named one of the team's top three players of the tournament.
- Notched five points (1-4=5) in five games to help Switzerland win a silver medal at 2018 IIHF World Championship.
- Recorded five points (4-1=5) in six games and named one of Switzerland's top three players at the 2015 IIHF World Junior Championship. Goal total ranked T-5th in the tournament.
- Tallied three points (1-2=3) in eight games for Switzerland at the 2015 IIHF World Championship.
- Finalist for the 2014 SHL Rookie of the Year Award.

- Appeared in Under-18 IIHF World Championship, IIHF World Junior Championship and IIHF World Championship with Switzerland in 2014 to become the third player to appear in all three tournaments in the same year.
- Led the Swiss in scoring at the 2014 IIHF Under-18 World Championship with nine points (4-5=9) in five games and at the 2014 IIHF World Junior Championship with five points (1-4=5) in five games as the team's youngest member. Named of the team's top three players at Under-18 tournament.
- Was Switzerland's youngest player at the 2014 IIHF World Championship by three years and tallied three assists and a team-best plus-3 rating.
- Played for Switzerland at the 2012 and 2013 Ivan Hlinka Memorial Tournament.

CAREER TRANSACTIONS

- Acquired by Minnesota from Nashville in exchange for Mikael Granlund, Feb. 25, 2019; Selected by Nashville in the first round (11th overall) of the 2014 NHL Entry Draft.
- Signed through 2020-21. Becomes a restricted free agent 2021-22.

PERSONAL

- His charitable interests include visiting Children's Hospital and anything with animals.
- He hopes in the next 20 years, electric flights will be invented.
- Lists Michael Jordan and Tom Brady as two athletes that he would like to interview.
- If he had to team up with a fellow Wild player for a competitive reality show like the "Amazing Race", he would pick Jonas Brodin because he always has a fun time with Jonas.

FIALA VS. NHL

TEAM	GP	G	A	PTS	+/-	PIM	TEAM	GP	G	A	PTS	+/-	PIM	TEAM	GP	G	A	PTS	+/-	PIM
ANA	16	8	5	13	-3	6	EDM	8	2	0	2	-1	0	PIT	4	2	2	4	0	2
ARI	21	7	6	13	4	16	FLA	8	3	0	3	4	2	SJ	19	5	7	12	-3	8
BOS	9	2	1	3	-5	2	LA	18	2	4	6	-6	27	STL	20	4	7	11	0	10
BUF	5	1	2	3	2	2	MIN	10	1	0	1	-4	4	TB	8	0	2	2	3	4
CAR	8	1	3	4	-3	4	MTL	9	2	1	3	2	2	TOR	5	1	2	3	-1	4
CGY	13	3	2	5	-4	12	NJ	7	2	3	5	6	4	VAN	9	4	2	6	-1	0
CHI	15	6	3	9	-2	6	NSH	5	3	1	4	1	0	VGK	16	6	9	15	2	8
CBJ	6	3	4	7	4	0	NYI	8	3	1	4	1	4	WAS	8	2	5	7	2	4
COL	21	7	10	17	-5	2	NYR	8	3	5	8	2	4	WPG	16	4	3	7	0	8
DAL	17	3	5	8	-5	4	OTT	6	0	4	4	-1	6							
DET	7	1	3	4	4	2	PHI	7	0	5	5	1	8							

FIALA'S CAREER STATISTICS

SEASON	TEAM	LEAGUE	GP	G	A	PTS	+/-	PIM	PP	SH	GW	S	S%	BS	H	TOI	FO%
2013-14	HV71 Jonkoping	Sweden	17	3	8	11	-2	10	—	—	—	—	—	—	—	—	—
2014-15	NASHVILLE	NHL	1	0	0	0	-1	0	0	0	0	3	0.0	1	0	11:25	—
	Milwaukee	AHL	33	11	9	20	-5	18	2	0	1	78	14.1	—	—	—	—
	HV71 Jonkoping	Sweden	20	5	9	14	-3	14	—	—	—	—	—	—	—	—	—
2015-16	NASHVILLE	NHL	5	1	0	1	0	0	0	0	0	11	9.1	2	2	13:09	—
	Milwaukee	AHL	66	18	32	50	-19	78	5	0	2	170	10.6	—	—	—	—
2016-17	NASHVILLE	NHL	54	11	5	16	1	18	0	0	1	114	9.6	14	44	13:31	—
	Milwaukee	AHL	22	7	12	19	8	45	0	0	2	76	9.2	—	—	—	—
2017-18	NASHVILLE	NHL	80	23	25	48	20	26	4	0	4	187	12.3	27	34	15:09	0.0
2018-19	MINNESOTA	NHL	19	3	4	7	-12	10	1	0	1	43	7.0	3	14	17:38	0.0
	NASHVILLE	NHL	64	10	22	32	-11	26	1	0	1	131	7.6	17	28	15:03	60.0
2019-20	MINNESOTA	NHL	64	23	31	54	-1	42	9	0	4	175	13.1	18	25	15:24	22.2
2020-21	MINNESOTA	NHL	50	20	20	40	-2	43	6	0	5	162	12.3	13	27	16:54	33.3
WILD TOTALS			133	46	55	101	-15	95	16	0	10	380	12.1	34	66	16:17	25.9
NHL TOTALS			337	91	107	198	-6	165	21	0	16	826	11.0	95	174	15:16	27.0

FIALA'S CAREER PLAYOFF STATISTICS

SEASON	TEAM	LEAGUE	GP	G	A	PTS	+/-	PIM	PP	SH	GW	S	S%	BS	H	TOI	FO%
2013-14	HV71 Jonkoping	Sweden	5	0	2	2	—	14	—	—	—	—	—	—	—	—	—
2014-15	NASHVILLE	NHL	1	0	0	0	-1	0	0	0	0	2	0.0	0	1	11:05	—
2015-16	Milwaukee	AHL	3	0	0	0	-3	2	0	0	0	5	0.0	—	—	—	—
2016-17	NASHVILLE	NHL	5	2	0	2	0	0	1	0	1	12	16.7	1	4	13:54	—
2017-18	NASHVILLE	NHL	12	3	1	4	-3	8	1	0	1	30	10.0	6	8	14:36	—
2019-20	MINNESOTA	NHL	4	3	1	4	1	10	1	0	1	19	15.8	1	7	17:38	50.0
WILD TOTALS			4	3	1	4	1	10	1	0	1	19	15.8	1	7	17:38	50.0
NHL TOTALS			22	8	2	10	-3	18	3	0	3	63	12.7	8	20	14:50	50.0

FIALA'S CAREER PLAYOFF HIGHLIGHTS


Goals, Game: 2 – at VAN, 8/4/20
Assists, Game: 1 – two times
Points, Game: 2 – two times
PIM, Game: 6 – vs. VAN, 8/6/20

+/-, Game: 2 – at VAN, 8/4/20
Shots, Game: 7 – vs. CHI, 4/17/17
TOI, Game: 20:03 – vs. WPG, 4/29/18
Goal Streak: 2g – two times

Assist Streak: None
Point Streak: 3g – three times

KEVIN FIALA

No 22



No 17

MARCUS
FOLIGNO

(foh-LEE-noh)

LEFT WING

Shoots: Left

Ht: 6-3 • Wt: 223

Born: 8/10/91

Buffalo, NY, USA

2020-21 HIGHLIGHTS

- Set career highs in points and plus/minus rating, tied career best in assists.
- Tallied 10 points (4-6=10) in last 14 games...22 points (9-13=22) in last 28 games.
- Led team in hits, ranked T-2nd in PIM, third in plus/minus rating, T-4th in goals.
- Played in 600th career NHL game vs. VGK (5/5).
- Collected assist for 200th career point and season-high seven hits vs. SJ (4/17).
- Recorded six points (3-3=6) during three-game point streak (3/1-3/5).
- Tied career-high with three points (all in 2nd period) at VGK (3/1) – fifth career three-point game.
- Recorded consecutive multi-point games (2-2=4, 2/22, 2/24).
- Tallied goal, assist and fighting major at SJ (2/22).
- Signed three-year extension thru 2023-24 season (1/12).

PLAYOFFS

- Third trip to Stanley Cup Playoffs.
- Led team in hits and led NHL in hits/game (5.75) among players that played in more than one postseason contest in 2020.
- Led team in PIM and hits during 2018 playoffs.
- Tallied first career playoff point with a goal in Game 3 of Western Conference Quarterfinal vs. WPG (4/15/18, Hellebuyck).
- Made Stanley Cup Playoff debut in Game 1 of Western Conference Quarterfinal at WPG (4/11/18).

CAREER

- Ranks ninth in the NHL in hits since the start of the 2013-14 season.
- Led team in hits (T-18th in NHL) and ranked third in plus/minus rating in 2019-20.
- Tallied consecutive multi-point games for first time in career (3-1=4, 1/4-1/5/20).
- Recorded 100th career NHL assist vs. ANA (12/10/19).
- Set career high in assists in 2017-18.
- Led team in hits and PIM in 2017-18.
- Registered career-high six shots (all in first period) and tied career best with two assists vs. WPG (1/13/18).
- Set career highs in hits, goals, shots on goal and blocked shots in 2016-17. Hit total ranked fifth in the NHL.
- Recorded a career-high nine hits at TB (1/12/17).
- Tallied career-high three points (2-1=3) including a penalty shot goal vs. MTL (2/12/16).
- Established career high in TOI/game and ranked second on team in hits during 2014-15 season.
- Tallied a career-best, three-game goal streak (12/11-12/15/15).
- Logged an assist and a career-high 22:13 in TOI at BOS (4/12/14).
- Ranked fourth amongst NHL rookies in hits, sixth in PIM and T-8th in assists during 2012-13 season.
- Named NHL Rookie of the Month for March of 2012 after scoring 11 points (6-5=11) in 11 games.
- Tallied five goals and seven points during first six NHL games, including a career-best, five-game point streak (5-2=7, 3/10-3/19/12). Became third active player with five or more goals in his first six NHL games, joining Evgeni Malkin (7) and Teemu Selanne (5).
- Notched career highs with two goals and a plus-3 rating in his fourth career NHL contest vs. COL (3/14/12).
- Scored first career NHL goal at OTT (3/10/12, Bishop).
- Made NHL debut at OTT (12/20/11).
- Named Rochester Americans Rookie of the Year in 2011-12. Led team and ranked fourth amongst AHL rookies with a plus-19 rating. Also led team in GWG.
- Won a silver medal playing for Canada at the 2011 IIHF World Junior Championship recording four points (2-2=4) in seven games.
- Scored 11 PPG and ranked second in the OHL with five SHG in 2010-11. Named to the OHL's Second All-star Team and selected as OHL Eastern Conference's "Best Body Checker" in the OHL Coaches Poll.
- Collected 139 points (54-85=139) including 19 PPG and 382 PIM in 245 career OHL games with Sudbury (2007-11).

CAREER TRANSACTIONS

- Acquired by Minnesota with Tyler Ennis and a third-round selection (Jack McBain) in the 2018 NHL Entry Draft from Buffalo in exchange for Jason Pominville, Marco Scandella and a fourth-round selection (Linus Cronholm) in the 2018 NHL Entry Draft, June 30, 2017; Selected by Buffalo in the fourth round (104th overall) of the 2009 NHL Entry Draft.
- Signed through 2023-24. Becomes an unrestricted free agent 2024-25.

PERSONAL

- The Foligno family started the Janis Foligno Foundation in 2010 after Marcus' mom passed away from breast cancer in July of 2009.
- Wife, Natascia, and daughters, Olivia and Camila.
- His hometown of Sudbury, Ontario is known for the biggest smoke stack in Canada.
- If he had to team up with a fellow Wild player for a competitive reality show like the "Amazing Race", he would pick Ryan Hartman because Ryan is street smart and spends a lot of his off season in the woods.

FOLIGNO VS. NHL

TEAM	GP	G	A	PTS	+/-	PIM	TEAM	GP	G	A	PTS	+/-	PIM	TEAM	GP	G	A	PTS	+/-	PIM
ANA	21	1	3	4	-6	11	EDM	15	2	2	4	-1	2	PIT	20	1	5	6	-5	6
ARI	20	6	7	13	7	13	FLA	24	4	6	10	7	45	SJ	23	2	4	6	2	13
BOS	25	2	6	8	-4	24	LA	24	2	5	7	9	26	STL	23	5	3	8	-1	18
BUF	4	0	2	2	0	10	MIN	7	1	1	2	3	2	TB	24	6	4	10	4	31
CAR	19	3	6	9	7	8	MTL	28	6	7	13	1	24	TOR	28	3	8	11	-3	28
CGY	16	6	2	8	0	18	NJ	15	2	3	5	-3	14	VAN	16	2	2	4	-2	11
CHI	17	3	1	4	-2	14	NSH	20	0	4	4	0	20	VGK	14	4	4	8	7	20
CBJ	17	1	5	6	-1	12	NYI	19	3	3	6	1	11	WAS	20	1	5	6	-1	36
COL	22	6	2	8	-1	4	NYR	20	3	6	9	7	22	WPG	23	6	8	14	2	16
DAL	20	0	2	2	-4	5	OTT	25	3	2	5	-3	36							
DET	16	0	2	2	-4	13	PHI	19	2	3	5	-5	27							

FOLIGNO'S CAREER STATISTICS

SEASON	TEAM	LEAGUE	GP	G	A	PTS	+/-	PIM	PP	SH	GW	S	S%	BS	H	TOI	FO%
2007-08	Sudbury	OHL	66	5	6	11	-28	38	0	0	1	-	-	-	-	-	-
2008-09	Sudbury	OHL	65	12	18	30	-21	96	5	0	1	-	-	-	-	-	-
2009-10	Sudbury	OHL	67	14	25	39	-3	156	3	1	1	-	-	-	-	-	-
2010-11	Sudbury	OHL	47	23	36	59	5	92	11	5	3	-	-	-	-	-	-
2011-12	BUFFALO	NHL	14	6	7	13	6	9	2	0	1	23	26.1	11	44	15:49	0.0
	Rochester	AHL	60	16	23	39	19	78	2	0	5	110	14.5	-	-	-	-
2012-13	BUFFALO	NHL	47	5	13	18	-4	41	1	0	0	55	9.1	16	108	13:38	60.0
	Rochester	AHL	33	10	17	27	7	38	3	6	3	77	13.0	-	-	-	-
2013-14	BUFFALO	NHL	74	7	12	19	-17	82	0	1	3	79	8.9	43	206	15:04	48.5
2014-15	BUFFALO	NHL	57	8	12	20	-5	50	0	0	0	66	12.1	48	193	16:14	43.2
2015-16	BUFFALO	NHL	75	10	13	23	4	79	0	2	2	81	12.3	44	193	13:11	25.0
2016-17	BUFFALO	NHL	80	13	10	23	-1	73	0	1	0	97	13.4	57	279	15:28	20.0
2017-18	MINNESOTA	NHL	77	8	15	23	2	72	1	0	2	79	10.1	44	185	10:51	47.4
2018-19	MINNESOTA	NHL	82	7	12	19	-1	55	0	0	0	91	7.7	43	206	11:58	46.4
2019-20	MINNESOTA	NHL	59	11	14	25	8	30	0	0	0	86	12.8	36	184	14:35	37.5
2020-21	MINNESOTA	NHL	39	11	15	26	19	49	0	1	2	40	27.5	17	109	14:58	18.2
WILD TOTALS			257	37	56	93	28	206	1	1	4	296	12.5	140	684	12:42	40.2
NHL TOTALS			604	86	123	209	11	540	4	5	10	697	12.3	359	1,707	13:53	47.0

FOLIGNO'S CAREER PLAYOFF STATISTICS

SEASON	TEAM	LEAGUE	GP	G	A	PTS	+/-	PIM	PP	SH	GW	S	S%	BS	H	TOI	FO%
2008-09	Sudbury	OHL	6	1	2	3	1	9	0	0	0	-	-	-	-	-	-
2009-10	Sudbury	OHL	4	1	1	2	0	6	0	0	0	-	-	-	-	-	-
2010-11	Sudbury	OHL	8	2	1	3	-10	24	2	0	0	-	-	-	-	-	-
2011-12	Rochester	AHL	3	2	1	3	-1	4	1	0	0	4	50.0	-	-	-	-
2017-18	MINNESOTA	NHL	5	1	0	1	-2	16	0	0	0	4	25.0	5	16	10:44	0.0
2019-20	MINNESOTA	NHL	4	0	1	1	-2	5	0	0	0	4	0.0	5	23	13:37	0.0
WILD/NHL TOTALS			9	1	1	2	-4	21	0	0	0	8	12.5	10	39	12:01	0.0

FOLIGNO'S CAREER PLAYOFF HIGHLIGHTS

Goals, Game: 1 – vs. WPG, 4/15/18

Assists, Game: 1 – vs. VAN, 8/7/20

Points, Game: 2 – two times

PIM, Game: 14 – at WPG, 4/13/18

+/-, Game: 1 – vs. WPG, 4/15/18

Shots, Game: 2 – two times

TOI, Game: 15:55 – vs. VAN, 8/7/20

Goal Streak: None


Assist Streak: None

Point Streak: None



MARCUS FOLIGNO

No 17



No 18 **JORDAN GREENWAY** **LEFT WING**

Shoots: Left
 Ht: 6-6 • Wt: 241
 Born: 2/16/97
 Canton, NY, USA



2020-21 HIGHLIGHTS

- One of three Wild players to play in every game.
- Set career highs in points and assists.
- Ranked T-11th in NHL in even strength assists (25).
- Led team in assists, ranked T-2nd in PIM, third in hits and fourth in scoring.
- Skated in 200th career NHL game at LA (4/23).
- Notched career-best, four-game point/assist streak (1-4=5, 1/26-1/31).
- Recorded two points (1-1=2) and skated career-best 19:38 vs. COL (1/31).
- Tallied two points (1-1=2), plus-4 rating and four PIM vs. SJ (1/22).

PLAYOFFS

- Third trip to Stanley Cup Playoffs.
- Led team in plus/minus rating and ranked fifth in hits during 2018 playoffs.
- Recorded first career Stanley Cup Playoff goal in Game 3 of Western Conference Quarterfinal vs. WPG (4/15/18, Hellebuyck) to become the first player in franchise history to score first NHL goal in the playoffs.
- Registered an assist in Stanley Cup Playoff debut in Game 1 of Western Conference Quarterfinal at WPG (4/11/18).

CAREER

- Set career highs in hits, blocked shots and PIM in 2019-20.
- Led team in takeaways (41) and ranked third in PIM and hits in 2019-20.
- Recorded Gordie Howe hat trick with goal, assist and fighting major (Nurse) vs. EDM (12/12/19).
- Tallied first career GWG vs. ARI (11/14/19).
- Notched career-high seven hits at LA (11/12/19).
- Set career highs in games played, goals and shots on goal in 2018-19.
- Became the first player to appear in the Olympics, the NCAA Hockey Tournament and the Stanley Cup Playoffs in same season in 2017-18.
- Tallied first career NHL point with an assist at SJ (4/7/18).
- Signed three-year, entry-level contract with Minnesota (3/26/18) and made NHL debut at NSH (3/27/18).
- Ranked T-1st on the Terriers in points, second in assists and PIM, T-2nd in PPG, third in goals and shots on goal in 2017-18 and served as an alternate captain.
- Helped Boston University win 2018 Hockey East Tournament Championship and advanced to NCAA Northeast Regional Final.
- Collected a goal, 10 PIM and 13 shots on goal in five games for the United States at the 2018 Winter Olympics in PyeongChang, South Korea. Led team in PIM and ranked third in shots on goal.
- Led Boston University in GWG and PIM, ranked third in plus/minus rating (plus-11) and shots on goal and fifth in goals and scoring in 2016-17.
- Led Hockey East in PIM and ranked T-7th in GWG in 2016-17.
- Notched eight points (3-5=8) in seven games and helped the United States win a gold medal at the 2017 IIHF World Junior Championship. Ranked T-2nd in the tournament in GWG (2), T-3rd in PPG (2), T-8th in scoring and T-10th in shots on goal (22). Named one of Team USA's top three players in tournament.
- Appeared in all 38 games and led team in PIM, ranked T-3rd in assists, fourth in plus/minus rating (plus-14) and fifth in scoring during freshmen season in 2015-16.
- Named Hockey East Rookie of the Week twice and Hockey East Top Performer four times during 2015-16 season.
- Collected seven points (1-6=7) in seven games to help the United States win the gold medal at the 2015 IIHF Under-18 World Junior Championship.

- Recorded five points (3-2=5) in six games and won a gold medal at the 2014 World Under-17 Hockey Challenge.
- Played for Shattuck St. Mary's Under-16 Team during the 2012-13 season.

CAREER TRANSACTIONS

- Selected by Minnesota in the second round (50th overall) of the 2015 NHL Entry Draft.
- Signed through 2021-22. Becomes a restricted free agent 2022-23.

PERSONAL

- As the Wild celebrates 20 years this season, one of Jordan's first memories of Minnesota was going to Shattuck St. Mary's in eighth grade - drove an RV from New York.
- If he could be friends with a fictional character in real life it would be Spiderman.
- Lists Michael Jordan as one athlete he would like to interview.
- If he had to team up with a fellow Wild player for a competitive reality show like the "Amazing Race", he would pick Marcus Foligno because Marcus is a smooth talker.

GREENWAY VS. NHL

TEAM	GP	G	A	PTS	+/-	PIM	TEAM	GP	G	A	PTS	+/-	PIM	TEAM	GP	G	A	PTS	+/-	PIM
ANA	15	1	2	3	-2	11	EDM	6	1	3	4	0	7	PIT	4	1	0	1	-1	2
ARI	14	4	4	8	2	6	FLA	4	0	0	0	-1	2	SJ	15	1	5	6	3	16
BOS	4	0	0	0	-3	0	LA	14	0	8	8	2	8	STL	15	0	7	7	3	11
BUF	3	0	0	0	-2	0	MIN	-	-	-	-	-	-	TB	4	0	2	2	1	0
CAR	4	0	1	1	-2	2	MTL	4	0	1	1	0	0	TOR	4	1	2	3	0	0
CGY	6	2	3	5	4	4	NJ	3	1	0	1	0	2	VAN	6	1	0	1	-1	4
CHI	6	0	2	2	-1	4	NSH	7	0	1	1	-1	7	VGK	13	1	6	7	3	6
CBJ	4	1	2	3	3	0	NYI	3	0	0	0	-2	2	WAS	3	1	0	1	-4	2
COL	15	2	4	6	-6	14	NYR	4	2	1	3	3	4	WPG	8	1	1	2	-2	10
DAL	11	0	2	2	-2	6	OTT	4	2	2	4	1	2							
DET	4	3	0	3	1	0	PHI	3	0	0	0	-1	0							

GREENWAY'S CAREER STATISTICS

SEASON	TEAM	LEAGUE	GP	G	A	PTS	+/-	PIM	PP	SH	GW	S	S%	BS	H	TOI	FO%
2013-14	U.S. National	USHL	33	10	16	26	-6	61	-	-	-	-	-	-	-	-	-
2014-15	U.S. National	USHL	22	5	15	20	15	16	-	-	-	-	-	-	-	-	-
2015-16	Boston Univ.	H-East	39	5	21	26	14	58	1	1	1	80	6.3	16	-	-	-
2016-17	Boston Univ.	H-East	37	10	21	31	11	82	3	0	4	102	9.8	19	-	-	-
2017-18	MINNESOTA	NHL	6	0	1	1	0	0	0	0	0	4	0.0	3	5	11:26	0.0
	Boston Univ.	H-East	36	13	22	35	9	52	4	1	1	127	10.2	26	-	-	-
2018-19	MINNESOTA	NHL	81	12	12	24	-12	29	0	0	0	109	11.0	40	57	13:38	38.3
	Iowa	AHL	5	3	3	6	2	0	1	0	1	9	33.3	-	-	-	-
2019-20	MINNESOTA	NHL	67	8	20	28	2	54	0	0	1	93	8.6	44	95	14:10	55.6
2020-21	MINNESOTA	NHL	56	6	26	32	5	49	0	0	0	80	7.5	28	87	15:48	48.5
WILD/NHL TOTALS			210	26	59	85	-5	132	0	0	1	286	9.1	115	244	14:19	42.5

GREENWAY'S CAREER PLAYOFF STATISTICS

YEAR	TEAM	LEAGUE	GP	G	A	PTS	+/-	PIM	PP	SH	GW	S	S%	BS	H	TOI	FO%
2017-18	MINNESOTA	NHL	5	1	1	2	2	0	0	0	0	3	33.3	1	9	14:12	0.0
2018-19	Iowa	AHL	11	0	5	5	-1	16	0	0	0	10	0.0	-	-	-	-
2019-20	MINNESOTA	NHL	4	0	0	0	-1	8	0	0	0	6	0.0	3	8	13:30	33.3
WILD/NHL TOTALS			9	1	1	2	1	8	0	0	0	9	11.1	4	17	13:53	28.6

GREENWAY'S CAREER PLAYOFF HIGHLIGHTS

Goals, Game: 1 – vs. WPG, 4/15/18
 Assists, Game: 1 – at WPG, 4/11/18
 Points, Game: 2 – two times
 PIM, Game: 4 – two times
 +/-, Game: 1 – two times
 Shots, Game: 2 – two times
 TOI, Game: 17:57 – vs. WPG, 4/17/18
 Goal Streak: None
 Assist Streak: None
 Point Streak: None

JORDAN GREENWAY

No 18



No 38

RYAN
HARTMAN

RIGHT WING

Shoots: Right

Ht: 6-0 • Wt: 192

Born: 9/20/94

Hilton Head Island, SC, USA



2020-21 HIGHLIGHTS

- Signed three-year extension thru 2023-24 season (4/22).
- Notched a goal in consecutive games (2-2=4, 4/5-4/7).
- Tallied season-highs with three points (1-2=3) and 20:05 in TOI vs. COL (4/5).
- Tallied consecutive multi-point games (1-3=4, 2/22-2/24).
- Notched career-best, four-game point streak (2-4=6, 2/18-2/24).
- Recorded career-best three-game assist streak (1-4=5, 2/20-2/24).
- Tallied two assists and set career highs in FOW (11) and FO taken (20) at SJ (2/22).
- Recorded first career SHG at ANA (1/20).

PLAYOFFS

- Fourth trip to Stanley Cup Playoffs.
- Recorded first career playoff point streak with an assist in Game 3 of Western Conference Semifinal at WPG (5/1/18) and a goal in Game 4 of Western Conference Semifinal at WPG (5/3/18).
- Tallied first career Stanley Cup Playoff goal (GWG, EN) in Game 2 of Western Conference Quarterfinal vs. COL (4/14/18).
- Made NHL Stanley Cup Playoff debut in Game 1 of Western Conference Quarterfinal vs. NSH (4/13/17).

CAREER

- Led team in PIM, ranked second in takeaways (34) and T-5th in blocked shots in 2019-20.
- Blocked shot total was a career high and ranked T-1st amongst team forwards in 2019-20.
- Skated in 300th career NHL game vs. COL (2/9/20).
- Tallied two points (1-1=2) at ARI (12/19/19) - second point (assist) was 100th career NHL point.
- Recorded six shots in first period vs. ARI (11/14/19) - tied career high for shots in a game and tied franchise record for most shots in first period.
- Recorded career high in assists and tied career best in points during 2017-18 season.
- Registered career highs with four assists, five points (1-4=5) and a plus-5 rating vs. PIT (10/5/17).
- Notched first career NHL hat trick with three goals in third period of 5-2 win vs. NSH (1/8/17).
- Tallied career highs in goals, GWG, shots on goal, plus/minus rating and hits in 2016-17.
- Ranked fourth in plus/minus rating, T-5th in GWG, T-7th in goals, eighth in shots on goal and 11th in hits amongst NHL rookies in 2016-17.
- Ranked second on team in hits in 2016-17.
- Notched first career NHL goal vs. STL (10/12/16, Allen).
- Played in 2016 AHL All-Star Challenge.
- Recorded an assist for first career NHL point vs. STL (11/4/15).
- Made NHL debut vs. NJ (2/13/15).
- Ranked fifth amongst AHL rookies in shots on goal and sixth in PIM in 2014-15.
- Led team in shots on goal, ranked second in PIM, T-3rd in games played, T-4th in PPG and plus/minus rating and sixth in scoring in 2014-15.
- Led team rookies in games played, goals, assists, points and shots on goal and ranked second in plus/minus rating in 2014-15.
- Recorded four points (2-2=4) in four games for the United States at 2014 IIHF World Junior Championship.
- Led team in assists, ranked T-1st in scoring, second in goals and third in PPG and PIM and served as an alternate captain in 2013-14.
- Played in the CHL's Top Prospects Game in 2013 as a member of the Plymouth Whalers.
- Tallied three points (2-1=3) in seven contests at the 2013 IIHF World Junior Championship to help the United States win the gold medal.
- Led team in PIM and ranked T-3rd in assists and scoring in 2012-13.
- Recorded six points (2-4=6) in six games to help Team USA win the gold medal at the 2012 IIHF World Under-18 Championship.
- Ranked second on the United States National Development Program Under-18 team in scoring and assists in 2011-12, and served as an alternate captain.
- Led United States National Development Program Under-17 team in scoring in 2010-11.

CAREER TRANSACTIONS

- Signed by Minnesota as a free agent, July 1, 2019; Acquired by Dallas from Philadelphia in exchange for Tyler Pitlick, June 24, 2019; Acquired by Philadelphia with a fourth-round selection in the 2020 NHL Entry Draft (Thimo Nickl) from Nashville in exchange for Wayne Simmonds, Feb. 25, 2019; Acquired by Nashville with a fifth-round selection (Spencer Stastney) in the 2018 NHL Draft from Chicago in exchange for Victor Ejdsell and a first-round selection (Nicolas Beaudin) and fourth-round selection (Philipp Kurashev) in the 2018 NHL Entry Draft, Feb. 26, 2018; Selected by Chicago in the first round (30th overall) of the 2013 NHL Entry Draft.
- Signed through 2023-24 season. Becomes an unrestricted free agent 2024-25.

PERSONAL

- Charitable interests include Evans Scholars Foundation and MTGSR.
- As the Wild celebrates 20 years this season, one of Ryan's first memories of Minnesota was playing his first NHL road game at Xcel Energy Center and having not had his first NHL goal disallowed.
- He hopes one thing that remains from quarantine in everyday life is the lesser traffic.
- If he had to team up with a fellow Wild player for a competitive reality show like the "Amazing Race", he would pick Nick Bonino.

HARTMAN VS. NHL

TEAM	GP	G	A	PTS	+/-	PIM	TEAM	GP	G	A	PTS	+/-	PIM	TEAM	GP	G	A	PTS	+/-	PIM
ANA	19	5	5	10	2	13	EDM	12	1	3	4	1	29	PIT	8	1	5	6	6	4
ARI	17	5	4	9	6	8	FLA	9	0	0	0	-3	4	SJ	18	1	10	11	0	27
BOS	7	0	0	0	-1	8	LA	18	0	1	1	-5	6	STL	23	3	2	5	-10	26
BUF	7	3	0	3	0	6	MIN	13	3	1	4	2	4	TB	8	0	2	2	0	6
CAR	8	0	1	1	-1	22	MTL	9	1	0	1	-3	2	TOR	9	2	0	2	-4	8
CGY	10	1	0	1	2	4	NJ	9	0	2	2	-1	7	VAN	11	7	0	7	3	4
CHI	6	0	0	0	1	2	NSH	11	3	1	4	4	8	VGK	12	2	3	5	1	14
CBJ	9	1	5	6	3	6	NYI	9	1	4	5	1	23	WAS	11	1	3	4	0	15
COL	25	7	5	12	1	18	NYR	9	0	3	3	-2	4	WPG	14	3	1	4	0	4
DAL	20	5	6	11	6	24	OTT	9	1	1	2	-1	8							
DET	9	1	4	5	6	4	PHI	6	0	1	1	3	2							

HARTMAN'S CAREER STATISTICS

SEASON	TEAM	LEAGUE	GP	G	A	PTS	+/-	PIM	PP	SH	GW	S	S%	BS	H	TOI	FO%
2010-11	U.S. National	USHL	35	12	8	20	-	59	1	1	3	70	17.1	-	-	-	-
2011-12	U.S. National	USHL	24	7	9	16	-	46	2	0	1	66	10.6	-	-	-	-
2012-13	Plymouth	OHL	56	23	37	60	29	120	5	2	3	-	-	-	-	-	-
2013-14	Rockford	AHL	9	3	4	7	-1	8	1	0	1	16	18.8	-	-	-	-
	Plymouth	OHL	52	26	28	54	-14	91	8	2	1	-	-	-	-	-	-
2014-15	CHICAGO	NHL	5	0	0	0	-1	2	0	0	0	8	0.0	2	11	8:17	-
	Rockford	AHL	69	13	24	37	14	120	3	0	2	173	7.5	-	-	-	-
2015-16	CHICAGO	NHL	3	0	1	1	-1	0	0	0	0	3	0.0	3	5	9:14	25.0
	Rockford	AHL	61	15	20	35	16	129	2	1	2	171	8.8	-	-	-	-
2016-17	CHICAGO	NHL	76	19	12	31	13	70	1	0	4	170	11.2	30	121	12:46	40.3
2017-18	CHICAGO	NHL	57	8	17	25	5	58	1	0	0	96	8.3	25	94	12:48	46.2
	NASHVILLE	NHL	21	3	3	6	-4	14	0	0	2	33	9.1	13	19	13:46	37.5
2018-19	NASHVILLE	NHL	64	10	10	20	7	44	0	0	2	113	8.8	21	69	13:26	15.4
	PHILADELPHIA	NHL	19	2	4	6	-6	30	0	0	0	32	6.3	18	38	12:03	66.7
2019-20	MINNESOTA	NHL	69	9	11	20	4	69	1	0	1	114	7.9	54	44	12:15	54.6
2020-21	MINNESOTA	NHL	51	7	15	22	0	33	0	1	2	74	9.5	33	55	15:04	41.5
WILD TOTALS			120	16	26	42	4	102	1	1	3	188	8.5	87	99	13:27	44.7
NHL TOTALS			365	58	73	131	17	320	3	1	11	643	9.0	199	456	13:03	44.2

HARTMAN'S CAREER PLAYOFF STATISTICS

SEASON	TEAM	LEAGUE	GP	G	A	PTS	+/-	PIM	PP	SH	GW	S	S%	BS	H	TOI	FO%
2012-13	Plymouth	OHL	9	4	2	6	4	16	0	0	0	-	-	-	-	-	-
2013-14	Plymouth	OHL	5	0	4	4	-6	8	0	0	0	-	-	-	-	-	-
2014-15	Rockford	AHL	8	2	1	3	-6	8	1	0	1	19	10.5	-	-	-	-
2015-16	Rockford	AHL	3	1	0	1	2	4	1	0	1	8	12.5	-	-	-	-
2016-17	CHICAGO	NHL	4	0	0	0	-3	14	0	0	0	6	0.0	2	7	11:34	66.7
2017-18	NASHVILLE	NHL	9	2	1	3	0	10	0	0	1	12	16.7	4	12	11:57	42.9
2019-20	MINNESOTA	NHL	4	0	0	0	0	9	0	0	0	6	0.0	4	7	11:30	50.0
WILD TOTALS			4	0	0	0	0	9	0	0	0	6	0.0	4	7	11:30	50.0
NHL TOTALS			17	2	1	3	-3	33	0	0	1	24	8.3	10	26	11:45	50.0

HARTMAN'S CAREER PLAYOFF HIGHLIGHTS

Goals, Game: 1 – two times

Assists, Game: 1 – at WPG, 5/1/18

Points, Game: 1 – three times

PIM, Game: 12 – vs. NSH, 4/5/17

+/-, Game: 1 – four times

Shots, Game: 4 – at NSH, 4/20/17

TOI, Game: 15:40 – vs. WPG, 4/29/18


Goal Streak: None

Assist Streak: None

Point Streak: 2g – 5/1-5/3/18

RYAN HARTMAN

No 38



2020-21 HIGHLIGHTS

- Played in 100th career game with the Wild and skated 17:53 at STL (5/13).
- Skated season-high 18:02 at COL (3/20).
- Tallied three shots and GWG at ARI (3/5) – second career GWG.

PLAYOFFS

- Second trip to Stanley Cup Playoffs.
- Made Stanley Cup Playoff debut in Game 1 of Qualifying Round at VAN (8/2/20) and appeared in all four contests.

CAREER

- Has tallied 14 of 25 points with the Wild and 33 of 59 career NHL points on the power play.
- Set career highs in points, goals, shots and games played in 2019-20.
- Ranked third amongst defensemen and sixth on the team in PPP (10) in 2019-20.
- Recorded power play goal in consecutive games (10/20-10/22/19) for first time in career.
- Tallied a goal in consecutive games (10/10-10/12/19) for first career goal streak.
- Recorded career best in PPG in 2018-19.
- Set career highs in assists, PPA, PPP and hits in 2017-18.
- Ranked second amongst team defensemen in PPA and PPP in 2017-18.
- Notched career-best seven shots on goal at COL (3/24/18).
- Tallied career-high three points (1-2=3) vs. CBJ (1/23/18).
- Recorded two assists vs. STL (10/21/17) for first career multi-point game.
- Ranked T-2nd amongst team defensemen in goals and third in scoring despite playing only 23 games with Chicago (AHL) in 2016-17.
- Led Bakersfield (AHL) in assists and PPA (14), ranked second in scoring and PPG and T-5th in goals in 2015-16.
- Ranked T-12th in scoring amongst AHL defensemen in 2015-16.
- Played in 2015 AHL All-Star Game.
- Ranked T-1st amongst AHL defensemen in goals, T-3rd in PPA (16), fourth in scoring, T-4th in PPG and T-7th in assists in 2014-15.
- Skated career-high 22:19 and blocked career-best six shots at ARI (12/16/14).
- Tallied first career NHL goal at VAN (10/11/14, Miller).
- Made NHL debut at ANA (1/3/14).
- Ranked second amongst AHL defensemen in PPG, third in PPA (24) and shots on goal, fifth in scoring and assists and T-6th in goals in 2013-14.
- Played in 2013 AHL All-Star Game.
- Ranked second on team in assists and PPA (13) and T-4th in scoring in 2012-13.
- Totaled 112 points (24-88=112) in 150 games at Bemidji State University (2008-12). All-time leading scorer amongst defensemen in school history.
- Led team in assists and ranked T-2nd in scoring during senior season at Bemidji State in 2011-12.
- Ranked second on team in assists and fourth in scoring in 2010-11.
- Named to the All-CHA First-Team in 2009-10 and named CHA Defensive Player of the Week four times.
- Led League rookies and CHA defensemen in scoring in 2008-09. Named CHA Rookie of the Year and to the CHA All-Rookie Team.
- Ranked second on team in assists and third in scoring in 2008-09 as Bemidji State advanced to the NCAA Frozen Four.

No 77

BRAD HUNT

DEFENSEMAN

Shoots: Left

Ht: 5-9 • Wt: 177

Born: 8/24/88

Maple Ridge, BC, CAN



CAREER TRANSACTIONS

- Acquired by Minnesota along with a sixth-round selection (Nikita Nesterenko) in the 2019 NHL Entry Draft from Vegas in exchange for the Wild's fifth-round selection (Isaiah Saville) in 2019 NHL Entry Draft, Jan. 21, 2019; Signed by Vegas as a free agent, July 1, 2017; Claimed off waivers by Nashville from St. Louis, Jan. 17, 2017; Signed by St. Louis as a free agent, July 2, 2016; Signed by Edmonton as a free agent, July 7, 2013.
- Signed through 2020-21. Becomes an unrestricted free agent 2021-22.

PERSONAL

- Charitable interests include initiatives involving animals, military/veterans and kids.
- Wife, Katie, and son, Colby.
- If he could be friends with a fictional character in real life it would be Iron Man.
- If he had to team up with a fellow Wild player for a competitive reality show like the "Amazing Race", he would pick Jared Spurgeon.

HUNT VS. NHL

TEAM	GP	G	A	PTS	+/-	PIM	TEAM	GP	G	A	PTS	+/-	PIM	TEAM	GP	G	A	PTS	+/-	PIM
ANA	12	0	2	2	-2	2	EDM	5	1	1	2	1	0	PIT	2	1	1	2	-1	0
ARI	12	2	5	7	2	4	FLA	3	0	2	2	0	0	SJ	9	1	0	1	0	2
BOS	6	0	1	1	-3	4	LA	6	0	0	0	-4	0	STL	10	0	3	3	-7	4
BUF	5	0	1	1	1	0	MIN	1	0	1	1	1	0	TB	7	0	0	0	-2	0
CAR	7	1	1	2	-1	4	MTL	7	3	1	4	-2	0	TOR	3	0	0	0	0	0
CGY	8	0	0	0	-7	0	NJ	5	1	4	5	1	0	VAN	7	2	2	4	0	0
CHI	5	1	1	2	-1	0	NSH	9	1	1	2	-4	0	VGK	3	0	0	0	-1	0
CBJ	4	1	2	3	-2	2	NYI	6	0	2	2	-4	0	WAS	3	0	1	1	2	2
COL	13	1	1	2	-4	0	NYR	4	0	0	0	3	2	WPG	8	2	0	2	-1	2
DAL	12	1	4	5	1	0	OTT	4	0	2	2	0	0							
DET	3	0	1	1	2	0	PHI	2	0	0	0	-1	0							

HUNT'S CAREER STATISTICS

SEASON	TEAM	LEAGUE	GP	G	A	PTS	+/-	PIM	PP	SH	GW	S	S%	BS	H	TOI
2008-09	Bemidji State	CHA	37	9	23	32	5	24	7	0	1	91	9.9	31	-	-
2009-10	Bemidji State	CHA	37	7	26	33	15	35	5	0	1	94	7.4	29	-	-
2010-11	Bemidji State	WCHA	38	3	18	21	-4	33	2	0	0	65	4.6	32	-	-
2011-12	Chicago	AHL	14	1	4	5	-3	8	1	0	0	24	4.2	-	-	-
	Bemidji State	WCHA	38	5	21	26	-5	8	2	0	2	77	6.5	57	-	-
2012-13	Chicago	AHL	65	4	29	33	2	22	2	0	1	84	4.8	-	-	-
2013-14	EDMONTON	NHL	3	0	0	0	-3	0	0	0	0	1	0.0	2	0	12:36
	Oklahoma City	AHL	66	11	39	50	7	34	9	0	2	170	6.5	-	-	-
2014-15	EDMONTON	NHL	11	1	2	3	-6	0	1	0	0	20	5.0	10	8	19:29
	Oklahoma City	AHL	62	19	32	51	-6	18	8	0	3	200	9.5	-	-	-
2015-16	EDMONTON	NHL	7	0	0	0	-1	2	0	0	0	12	0.0	7	7	14:11
	Bakersfield	AHL	57	13	28	41	5	18	8	0	3	154	8.4	-	-	-
2016-17	ST. LOUIS	NHL	9	1	4	5	-2	2	1	0	0	12	8.3	1	0	13:36
	NASHVILLE	NHL	3	0	1	1	1	0	0	0	0	2	0.0	2	0	17:13
	Chicago	AHL	23	9	20	29	9	6	2	0	1	57	15.8	-	-	-
2017-18	VEGAS	NHL	45	3	15	18	-5	6	2	0	0	80	3.8	36	19	16:30
2018-19	VEGAS	NHL	13	2	5	7	3	2	1	0	1	28	7.1	10	7	15:10
	MINNESOTA	NHL	29	3	2	5	-5	6	3	0	0	47	6.4	18	11	14:46
2019-20	MINNESOTA	NHL	59	8	11	19	-7	6	3	0	0	106	7.5	39	12	15:08
2020-21	MINNESOTA	NHL	12	1	0	1	-8	4	0	0	1	14	7.1	6	4	12:20
WILD TOTALS			100	12	13	25	-20	16	6	0	1	167	7.2	63	27	14:42
NHL TOTALS			191	19	40	59	-33	28	11	0	2	322	5.9	131	68	15:24

HUNT'S CAREER PLAYOFF STATISTICS

SEASON	TEAM	LEAGUE	GP	G	A	PTS	+/-	PIM	PP	SH	GW	S	S%	BS	H	TOI
2011-12	Chicago	AHL	5	1	3	4	1	0	0	0	0	10	10.0	-	-	-
2013-14	Oklahoma City	AHL	3	1	0	1	-2	4	0	0	0	10	10.0	-	-	-
2014-15	Oklahoma City	AHL	10	3	7	10	-3	6	1	0	0	29	10.3	-	-	-
2019-20	MINNESOTA	NHL	4	0	0	0	-1	2	0	0	0	7	0.0	4	0	13:36
WILD/NHL TOTALS			4	0	0	0	-1	2	0	0	0	7	0.0	4	0	13:36

HUNT'S CAREER PLAYOFF HIGHLIGHTS


Goals, Game: None
Assists, Game: None
Points, Game: None
PIM, Game: 2 – at VAN, 8/4/20

+/-, Game: 0 – three times
Shots, Game: 4 – at VAN, 8/4/20
TOI, Game: 15:36 – vs. VAN, 8/6/20
Goal Streak: None

Assist Streak: None
Point Streak: None

BRAD HUNT

No 77



2020-21 HIGHLIGHTS

- Ranked T-2nd on team in GWG.
- Tallied a goal in consecutive games (2-1=3, 3/25, 3/29).
- Notched two points (1-1=2) and plus-2 rating at SJ (3/29).
- Recorded GWG and skated season-high 19:57 vs. STL (3/26).
- Tallied two points (1-1=2) and plus-2 rating vs. LA (1/28).
- Collected GWG in 4-3 OT win at LA (1/16).

PLAYOFFS

- Ninth trip to Stanley Cup Playoffs.
- Set playoff career highs in games played, goals, assists and points during 2019 postseason.
- Scored GWG in Game 7 of Eastern Conference Quarterfinal vs. TOR (4/23/19).
- Tallied two goals including GWG in overtime in 2-1 series clinching win in Game 6 of Eastern Conference Quarterfinal at TOR (4/23/17).
- Scored GWG in Game 1 of Eastern Conference Quarterfinal vs. NYR (5/2/13).
- Ranked T-3rd on team in scoring during 2011 playoffs.
- Scored first two playoff goals in third period of Game 4 of Eastern Conference Quarterfinal vs. NYR (4/20/11).
- Made Stanley Cup Playoff debut in Game 1 of Eastern Conference Quarterfinal vs. NYR (4/13/11).

CAREER

- Collected an assist in 600th career NHL game at NYR (10/24/19).
- Served as an alternate captain with Buffalo in 2019-20.
- Skated a career-best 24:32 vs. NYI (2/7/19).
- Recorded 200th career NHL assist vs. MTL (11/21/18).
- Notched 300th career NHL point with his second assist of the game at WSH (12/30/17).
- Set career-highs in goals, points and plus/minus rating in 2016-17. Tied career best in games played.
- Tallied a career-best four points (0-4=4) at MIN (3/28/17).
- Scored 100th career NHL goal at ANA (3/12/17).
- Notched four consecutive multi-point games and career-best, four-game goal streak (4-4=8, 2/5-2/11/17).
- Set career highs in PPA (15) and PPP (21) in 2013-14.
- Scored first career NHL goal vs. BOS (10/19/10, Thomas).
- Made NHL debut at ATL (10/8/10).
- Won regular-season title and earned the Le Mat Trophy as SHL Playoff Champions in 2008-09 with Farjestad BK.
- Recorded 41 points (13-28=41) in 38 career Under-18 Allsvenskan games and 20 points (6-14=20) in 12 Under-18 Elite contests in Sweden.
- Tallied 26 points (11-15=26) in 22 career Under-18 playoff matches.
- Won the Under-18 Allsvenskan title in 2007 and earned silver medals in 2006 and 2008.
- Has represented Sweden in five international tournaments.
- Recorded one assist in five games as Sweden won the silver medal at the 2014 Winter Olympic Games.
- Notched six points (1-5=6) in five games and served as captain as Sweden claimed the bronze medal at the 2010 IIHF World Junior Championship.
- Recorded two goals in six games as Sweden won the silver medal at the 2009 IIHF World Junior Championship.
- Notched five points (3-2=5) in six games as Sweden lost to the United States in the bronze medal game at the 2008 IIHF Under-18 World Championship.
- Tallied four assists and a plus-5 rating in six games to help Sweden claim the bronze medal at the 2007 IIHF Under-18 World Championship.

NO 90 MARCUS JOHANSSON (MAHR-kuhs joh-HAN-suhn) CENTER

Shoots: Left
Ht: 6-1 • Wt: 103
Born: 10/6/90
Landskrona, SWE



CAREER TRANSACTIONS

- Acquired by Minnesota from Buffalo in exchange for Eric Staal, Sept. 16, 2020; Signed by Buffalo as a free agent, July 6, 2019; Acquired by Boston from New Jersey in exchange for a second-round selection (Nikita Khokhryukin) in the 2019 NHL Entry Draft and a fourth-round selection in the 2020 NHL Entry Draft, Feb. 25, 2019; Acquired by New Jersey from Washington in exchange for a second-round selection (Martin Fehervary) and a third-round selection (Linus Karlsson) in the 2018 NHL Entry Draft, July 2, 2017; Selected by Washington in the first round (24th overall) of the 2009 NHL Entry Draft.
- Signed through 2020-21. Becomes an unrestricted free agent 2021-22.

PERSONAL

- Wife, Amelia, and daughters, Mila and Elize.
- Charitable interests include hospital visits and helping children.
- As the Wild celebrates 20 years this season, Marcus' memories of Minnesota is that Xcel Energy Center is always a tough building to come play in as a visitor.
- If he had to team up with a fellow Wild player for a competitive reality show like the "Amazing Race", he would pick Joel Eriksson Ek because Joel can't lose and he never quits.

JOHANSSON VS. NHL

TEAM	GP	G	A	PTS	+/	PIM	TEAM	GP	G	A	PTS	+/	PIM	TEAM	GP	G	A	PTS	+/	PIM
ANA	20	5	4	9	-4	4	EDM	13	1	8	9	6	4	PIT	34	6	12	18	9	2
ARI	15	3	8	11	2	0	FLA	26	4	10	14	-1	2	SJ	25	3	7	10	-9	0
BOS	24	7	8	15	8	4	LA	20	5	6	11	-2	6	STL	22	2	2	4	-12	0
BUF	25	12	7	19	3	2	MIN	12	3	8	11	9	0	TB	34	8	13	21	-7	12
CAR	34	6	11	17	8	2	MTL	26	4	12	16	4	4	TOR	29	8	6	14	-7	6
CGY	11	3	6	9	2	2	NJ	28	4	5	9	3	4	VAN	13	6	2	8	-3	4
CHI	13	3	5	8	-5	4	NSH	15	2	9	11	-3	6	VGK	6	0	3	3	-3	0
CBJ	27	8	10	18	9	6	NYI	33	3	17	20	-2	6	WAS	7	2	4	6	-3	0
COL	17	2	6	8	-2	8	NYR	32	8	11	19	-9	2	WPG	26	3	16	19	-3	0
DAL	14	1	2	3	-4	0	OTT	27	4	5	9	-8	4							
DET	24	4	9	13	6	8	PHI	32	5	11	16	-9	6							

JOHANSSON'S PROFESSIONAL CAREER

SEASON	TEAM	LEAGUE	GP	G	A	PTS	+/	PIM	PP	SH	GW	S	S%	BS	H	TOI	F0%
2010-11	WASHINGTON	NHL	69	13	14	27	2	10	2	1	2	102	12.7	22	47	14:43	40.5
	Hershey	AHL	2	0	0	0	1	0	0	0	0	3	0.0	—	—	—	—
2011-12	WASHINGTON	NHL	80	14	32	46	-5	8	1	0	3	90	15.6	28	61	16:48	43.2
2012-13	WASHINGTON	NHL	34	6	16	22	3	4	3	0	1	40	15.0	6	14	16:35	46.0
	Bofors IK	Swe-1	16	8	10	18	8	-2	—	—	—	—	—	—	—	—	—
2013-14	WASHINGTON	NHL	80	8	36	44	-21	4	6	0	1	107	7.5	27	49	17:32	34.7
2014-15	WASHINGTON	NHL	82	20	27	47	6	10	3	0	1	138	14.5	18	69	16:29	43.8
2015-16	WASHINGTON	NHL	74	17	29	46	12	16	6	0	7	132	12.9	24	38	16:38	46.0
2016-17	WASHINGTON	NHL	82	24	34	58	25	10	5	0	5	129	18.6	22	32	17:00	46.4
2017-18	NEW JERSEY	NHL	29	5	9	14	-11	14	1	0	0	42	11.9	9	8	15:59	48.6
2018-19	NEW JERSEY	NHL	48	12	15	27	-15	8	2	0	1	103	11.7	18	23	16:27	31.8
	BOSTON	NHL	10	1	2	3	-1	0	0	0	0	12	8.3	6	5	13:25	33.3
2019-20	BUFFALO	NHL	60	9	21	30	-12	20	1	0	1	87	10.3	22	39	17:09	40.0
2020-21	MINNESOTA	NHL	36	6	8	14	-10	4	2	0	3	46	13.0	12	12	15:56	37.6
WILD TOTALS			36	6	8	14	-10	4	2	0	3	46	13.0	12	12	15:56	37.6
NHL TOTALS			684	135	243	378	-27	108	32	1	25	1028	13.1	214	397	16:31	41.3

JOHANSSON'S PROFESSIONAL PLAYOFF CAREER

SEASON	TEAM	LEAGUE	GP	G	A	PTS	+/	PIM	PP	SH	GW	S	S%	BS	H	TOI	F0%
2010-11	WASHINGTON	NHL	9	2	4	6	-2	0	0	0	0	14	14.3	5	8	18:22	41.1
2011-12	WASHINGTON	NHL	14	1	2	3	-6	0	0	0	0	22	4.5	8	20	19:35	46.2
2012-13	WASHINGTON	NHL	7	1	1	2	-3	0	0	0	1	13	7.7	3	6	16:59	25.0
2014-15	WASHINGTON	NHL	14	1	3	4	2	2	0	0	0	18	5.6	3	34	17:38	100.0
2015-16	WASHINGTON	NHL	12	2	5	7	-2	2	2	0	0	25	8.0	8	19	16:41	21.7
2016-17	WASHINGTON	NHL	13	2	6	8	-1	2	0	0	1	23	8.7	2	29	19:30	25.0
2017-18	NEW JERSEY	NHL	3	0	0	0	-2	0	0	0	0	4	0.0	0	5	17:31	50.0
2018-19	BOSTON	NHL	22	4	7	11	0	0	2	0	1	36	11.1	6	15	14:01	53.8
NHL TOTALS			94	13	28	41	-14	6	4	0	3	155	8.4	35	136	17:14	39.5

JOHANSSON'S CAREER PLAYOFF HIGHLIGHTS

Goals, Game: 2 – two times
Assists, Game: 2 – five times
Points, Game: 2 – nine times
PIM, Game: 2 – three times

+/-, Game: 3 – at NYR, 4/20/11
Shots, Game: 6 – at PIT, 5/2/16
TOI, Game: 35:21 – vs. NYR, 5/2/12
Goal Streak: 2g – 5/6-5/9/19

Assist Streak: 3g – 5/1-5/6/17
Point Streak: 3g – five times



MARCUS JOHANSSON

NO 90



2020-21 HIGHLIGHTS

- Set franchise record for wins by rookie goaltender, shutout total ranked T-1st in team history.
- Ranked T-3rd in wins and shutouts among NHL rookies.
- Made 26 saves in 5-2 win vs. SJ (4/17) to set franchise record for most wins by rookie goaltender (13).
- Went 9-0-0 with a 1.44 GAA, a .947 SV% and two shutouts to set franchise record win streak by a rookie (2/18-3/16) - T-5th longest win streak in NHL history by a rookie.
- Stopped all 31 shots faced in 3-0 win vs. ARI (3/16).
- Stopped all 26 shots faced in 2-0 win vs. VGK (3/8) for first career NHL shutout.

PLAYOFFS

- First trip to Stanley Cup Playoffs.

CAREER

- Winner of the Aldege "Baz" Bastien Memorial Award as the AHL's outstanding goaltender and named to the AHL's First All-Star Team in 2019-20.
- Led the AHL in wins and shutouts, ranked fourth in GAA and SV% and 11th in games played in 2019-20.
- Allowed two goals or less in 22 of his 34 contests in 2019-20 and named AHL Goaltender of the month for February.
- Went 3-0-1 in first four NHL starts to become second goalie in team history to begin his career with a four-game point streak.
- Made 44 saves in 4-2 win at FLA (12/3/19) in his second career start to set a franchise record for most saves by a rookie goalie. Fifth goalie in franchise history to win first two NHL contests.
- Made 32 saves to earn 3-2 win in NHL debut at NJ (11/26/19) to become eighth goalie to make NHL debut with Wild and sixth to win debut.
- Led AHL in shutouts in 2018-19.
- Ranked fourth among rookie goalies in SV%, fifth in wins and sixth in GAA in 2018-19.
- Set Iowa franchise record for longest shutout streak 222:22 (11/3-11/21/18).
- Named CCM/AHL Player of the Week (11/19/18) and Goaltender of the Month for November to become the first player in team history to receive an AHL monthly award.
- Led Finland's Elite League in games played and shutouts, ranked T-2nd in wins, fourth in SV% and fifth in GAA in 2017-18.
- Led team in GAA, SV% and shutouts in 2016-17. Went 8-3-2 record with a 2.38 GAA, a .925 SV% and one shutout in final 13 games of season.
- Won the gold medal with Finland at 2016 IIHF World Junior Championship going 4-0 with a 2.52 GAA and a .909 SV% in four games. Five of nine goals allowed were PPG.
- Led rookie goalies in GAA and SV% in Finland's Elite League in 2015-16.
- Led league in games played, second in SV% and fourth in GAA in 2014-15.
- Served as Finland's third goalie during 2015 IIHF World Junior Championship.
- Scored an empty-net goal in an exhibition game with Finland's Under-20 team (4/7/15).
- Tallied an empty-net goal in a 3-0 shutout win vs. KooKoo (3/2/15).
- Went 2-3-0 with a 3.37 GAA and a .885 SV% in five starts for Finland at the 2014 IIHF Under-18 World Championship.

CAREER TRANSACTIONS

- Selected by Minnesota in the fourth round (109th overall) of the 2014 NHL Entry Draft.
- Signed through 2021-22. Becomes a restricted free agent 2022-23.

KAHKONEN VS. NHL

TEAM	GP	W-L-OT	GAA	SHO	SV%
ANA	5	4-0-1	1.78	0	0.929
ARI	2	2-0-0	0.50	1	0.982
BOS	-	-	-	-	-
BUF	-	-	-	-	-
CAR	-	-	-	-	-
CGY	-	-	-	-	-
CHI	1	0-1-0	4.07	0	0.846
CBJ	-	-	-	-	-
COL	3	1-2-0	4.33	0	0.879
DAL	-	-	-	-	-
DET	-	-	-	-	-

TEAM	GP	W-L-OT	GAA	SHO	SV%
EDM	1	1-0-0	5.00	0	0.848
FLA	1	1-0-0	2.00	0	0.957
LA	4	2-2-0	2.75	0	0.902
MIN	-	-	-	-	-
MTL	-	-	-	-	-
NJ	1	1-0-0	2.00	0	0.941
NSH	-	-	-	-	-
NYI	-	-	-	-	-
NYR	-	-	-	-	-
OTT	-	-	-	-	-
PHI	-	-	-	-	-

TEAM	GP	W-L-OT	GAA	SHO	SV%
PIT	-	-	-	-	-
SJ	6	4-2-0	2.50	0	0.920
STL	3	1-2-0	6.30	0	0.802
TB	-	-	-	-	-
TOR	-	-	-	-	-
VAN	-	-	-	-	-
VGK	2	2-0-0	1.51	1	0.943
WAS	-	-	-	-	-
WPG	-	-	-	-	-

KAHKONEN'S CAREER STATISTICS

SEASON	TEAM	LEAGUE	GP	W	L	OT	GA	GAA	SV	SV%	SO	MIN
2015-16	Blues	SM-Liiga	27	6	15	5	-	2.69	-	0.908	1	-
2016-17	Lukko Rauma	SM-Liiga	34	12	12	10	-	2.58	-	0.921	2	-
2017-18	Lukko Rauma	SM-Liiga	56	20	23	12	-	2.20	-	0.922	6	-
2018-19	Iowa	AHL	39	17	14	14	110	2.78	1080	0.908	6	2373
2019-20	MINNESOTA	NHL	5	3	1	1	15	2.96	157	0.913	0	304
	Iowa	AHL	34	25	6	10	71	2.07	901	0.927	7	2058
2020-21	MINNESOTA	NHL	24	16	8	0	68	2.88	624	0.902	2	1414
WILD/NHL TOTALS			29	19	9	1	83	2.90	781	0.904	2	1718

KAHKONEN'S CAREER PLAYOFF STATISTICS

SEASON	TEAM	LEAGUE	GP	W	L	GA	GAA	SV	SV%	SO	MIN
2017-18	Lukko Rauma	SM-Liiga	2	0	2	-	2.38	-	0.921	0	-
NHL TOTALS											

KAHKONEN'S CAREER PLAYOFF HIGHLIGHTS

NO NHL EXPERIENCE

No 34 KAAPPO KAHKONEN (KAH-po KAK-oh-nen) GOALTENDER

Catches: Left
Ht: 6-2 • Wt: 213
Born: 8/16/96
Helsinki, FIN





No 97 KIRILL KAPRIZOV (kih-REEL kah-PREE-zawf) LEFT WING

Shoots: Left
Ht: 5-11 • Wt: 101
Born: 4/26/97
Novokuznetsk, RUS

2020-21 HIGHLIGHTS

- Ranked T-3rd in NHL in third period goals (12), T-7th in EVG (19) and eighth in goals.
- Tallied 16 pts (11-5=16) in last 13 games played and 26 points (17-9=26) in last 25 games.
- Led NHL rookies in scoring, goals, PPG (8) and shots, ranked second in assists and PPP (13) and T-3rd in plus/minus.
- Led team in scoring, goals and PPG, ranked second in shots and PPP.
- Set franchise rookie records in points, goals, assists and PPG.
- Also set franchise rookie records with a six-game point streak (5-5=10, 4/29-5/8) and a five-game goal streak (6g, 4/17-4/24).
- Tallied Wild rookie record three PPP (2-1=3) vs. COL (4/7).
- Recorded three goals in third period vs. ARI (3/12). Tied franchise rookie records for goals, shots (8) and plus/minus in a game (plus-4) and became third player in team history to tally three goals in a period.
- First rookie in team history to record three straight multi-point games (1-5=6, 2/20-2/24).
- Recorded an assist on OT goal at LA (1/16) to become first player in NHL history to score an overtime point in first two games.
- Notched three points (1-2=3) including GWG in 4-3 OT win at LA (1/14). Most points by a Wild player in debut and third player in NHL history to score OTG in debut.

PLAYOFFS

- First trip to Stanley Cup Playoffs.

CAREER

- Appeared in five consecutive KHL All-Star Games (2016, 2017, 2018, 2019 and 2020).
- Set KHL career highs in goals, even-strength goals (27), assists, points and shots on goal and tied career best in games played in 2019-20.
- Led KHL in goals for the second straight season and ranked third in scoring, T-4th in GWG and fifth in plus/minus rating in 2019-20.
- Led team in power-play goals in 2019-20.
- Named KHL Forward of the Month in February after recording 11 points (8-3=11) and a plus-9 rating in eight games.
- Netted his 100th career goal (10/15/19) to become the youngest player in KHL history to reach 100 goals at 22 years, 170 days.
- Ranked T-2nd on team in playoff scoring to help CSKA win the 2019 Gagarin Cup Championship.
- Led KHL in goals and GWG in 2018-19.
- Ranked second on team in PPG, scoring and shots on goal and third in plus/minus rating in 2018-19.
- Registered three points (1-2=3) in three games to help Russia win the 2019 Karjala Cup.
- Led team in assists, ranked T-1st in scoring and PPG, T-2nd in GWG and fourth in goals in 2017-18.
- Led team in goals and even strength goals (15, T-9th in KHL), ranked second in scoring, third in plus/minus rating and PIM, T-3rd in PPG and fourth in shots on goal in 2016-17.
- Set a record for most points in a season by an under-20 player in the KHL in 2016-17.
- Led team in GWG, ranked T-1st in scoring, third in goals and fourth in assists in 2015-16.
- Has played for Russia in seven international tournaments.
- Tallied two goals in nine games as Russia won the bronze medal at 2019 IIHF World Championship.
- Represented the Olympic Athletes from Russia (OAR) at the 2018 Winter Olympics registering nine points (5-4=9) in six games.
- Recorded four points (1-3=4), including the GWG (PPG) in gold medal game as OAR defeated Germany 4-3 in overtime (2/25/18).
- Netted a hat trick in OAR's 8-2 win vs. Slovenia (2/16/18).
- Ranked T-1st in the 2018 Olympics in goals, T-2nd in scoring, T-3rd with a plus-7 rating and T-4th in shots on goal.
- Served as team captain and recorded 12 points (9-3=12) in seven games as Russia won the bronze medal at the 2017 IIHF World Junior Championship.

- Goal total was the most-ever by a Russian player at IIHF World Junior Championship.
- Ranked first in goals and T-1st in scoring at the 2017 IIHF World Junior Championship. Named to the World Junior Championship All-Star Team and named the best forward at the tournament.
- Tallied three points (2-1=3) in seven games to help Russia win a silver medal at the 2016 IIHF World Junior Championship.
- Recorded seven points (5-2=7) in four games at the 2015 IIHF Under-18 World Junior Championship.
- Played for Russia at the 2014 World Junior A Challenge and the 2014 Ivan Hlinka Memorial Tournament

CAREER TRANSACTIONS

- Selected by Minnesota in the fifth round (135th overall) of the 2015 NHL Entry Draft.
- Signed through 2020-21. Becomes a restricted free agent 2021-22.

KAPRIZOV VS. NHL

TEAM	GP	G	A	PTS	+/-	PIM	TEAM	GP	G	A	PTS	+/-	PIM	TEAM	GP	G	A	PTS	+/-	PIM
ANA	8	1	7	8	4	0	EDM	-	-	-	-	-	-	PIT	-	-	-	-	-	-
ARI	8	5	5	10	4	4	FLA	-	-	-	-	-	-	SJ	8	4	2	6	5	0
BOS	-	-	-	-	-	-	LA	8	6	3	9	5	2	STL	7	2	1	3	-2	2
BUF	-	-	-	-	-	-	MIN	-	-	-	-	-	-	TB	-	-	-	-	-	-
CAR	-	-	-	-	-	-	MTL	-	-	-	-	-	-	TOR	-	-	-	-	-	-
CGY	-	-	-	-	-	-	NJ	-	-	-	-	-	-	VAN	-	-	-	-	-	-
CHI	-	-	-	-	-	-	NSH	-	-	-	-	-	-	VGK	8	6	2	8	1	6
CBJ	-	-	-	-	-	-	NYI	-	-	-	-	-	-	WAS	-	-	-	-	-	-
COL	8	3	4	7	-7	2	NYR	-	-	-	-	-	-	WPG	-	-	-	-	-	-
DAL	-	-	-	-	-	-	OTT	-	-	-	-	-	-							
DET	-	-	-	-	-	-	PHI	-	-	-	-	-	-							

KAPRIZOV'S PROFESSIONAL CAREER

SEASON	TEAM	LEAGUE	GP	G	A	PTS	+/-	PIM	PP	SH	GW	S	S%	BS	H	TOI	FO%
2014-15	Novokuznetsk	KHL	31	4	4	8	-4	6	0	0	0	43	9.3	6	16	11:00	-
2015-16	Novokuznetsk	KHL	53	11	16	27	-4	10	3	0	4	114	9.6	21	30	17:21	53.7
2016-17	Salavat Yulaev	KHL	49	20	22	42	9	66	5	0	1	133	15.0	13	18	15:30	36.4
2017-18	CSKA Moscow	KHL	46	15	25	40	22	14	5	0	6	97	15.5	17	24	16:05	0.0
2018-19	CSKA Moscow	KHL	57	30	21	51	34	16	7	0	11	161	18.6	22	13	17:15	-
2019-20	CSKA Moscow	KHL	57	33	29	62	32	10	6	0	6	171	19.3	19	22	17:01	66.7
2020-21	MINNESOTA	NHL	55	27	24	51	10	16	8	0	3	157	17.2	18	29	18:18	12.5
WILD/NHL TOTALS			55	27	24	51	10	16	8	0	3	157	17.2	18	29	18:18	12.5

KAPRIZOV'S PROFESSIONAL PLAYOFF CAREER

SEASON	TEAM	LEAGUE	GP	G	A	PTS	+/-	PIM	PP	SH	GW	S	S%	BS	H	TOI	FO%
2016-17	Salavat Yulaev	KHL	5	3	0	3	-1	0	2	0	0	16	18.8	1	2	17:54	0.0
2017-18	CSKA Moscow	KHL	19	2	8	10	1	4	0	0	1	40	5.0	11	8	18:50	0.0
2018-19	CSKA Moscow	KHL	19	4	10	14	5	6	2	0	1	50	8.0	9	9	17:43	-
2019-20	CSKA Moscow	KHL	4	2	2	4	2	2	1	0	1	9	22.2	1	3	17:05	0.0
WILD/NHL TOTALS																	

KAPRIZOV'S CAREER PLAYOFF HIGHLIGHTS

NO NHL EXPERIENCE



KIRILL KAPRIZOV

No 97



No 11

ZACH
PARISE

(pah-REE-see)

LEFT WING

Shoots: Left

Ht: 5-11 • Wt: 193

Born: 7/28/84

Minneapolis, MN, USA

2020-21 HIGHLIGHTS

- Ranked T-2nd on team in GWG and fifth in shots.
- Recorded season-best, three-game goal streak (3-1=4, 4/14-4/17).
- Tallied goal vs. ARI (4/17) for 400th point with Wild – third player in franchise history to reach milestone.
- Notched 200th career assist with Minnesota vs. COL (4/7).
- Tallied goal for 800th career NHL point at COL (2/24) to become third MN-native, 18th U.S.-born, 21st active player and 172nd overall to reach milestone.

PLAYOFFS

- 13th trip to Stanley Cup Playoffs.
- Franchise's all-time leader in playoff scoring, goals, PPG and assists, ranks second in shots on goal and T-2nd in PPP.
- Led team in goals and ranked second in scoring during 2018 playoffs. Scored a goal in first three games of Western Conference Quarterfinal series before suffering a fractured sternum in Game 3 vs. WPG (4/15/18).
- Ranked T-1st on team in goals and scoring during 2017 playoffs.
- Led team in scoring and assists, ranked T-1st in goals during 2015 playoffs.
- Led team in assists and scoring, ranked T-1st in goals during 2014 playoffs.
- Notched a career-best, six-game point streak (3-7=10) in first six games of Western Conference Quarterfinal against Colorado. Point total was career high in a playoff series. Established career-best four-game assist streak (0-5=5) in Games 1-4.
- Tallied franchise record and career high four points (2-2=4) including GWG in Game 6 vs. COL (4/28/14). Scored 49 seconds into contest to set franchise record for fastest goal to start a playoff game.
- Captained New Jersey to Stanley Cup Final and ranked T-1st in NHL in goals and T-6th in playoff scoring.

CAREER

- Since entering NHL in 2005-06, ranks fourth in GWG, fifth in shots on goal, eighth in PPG and 10th in goals among active players.
- Ranks first in GWG, second in PPG and shots on goal, third in goals, fourth in scoring and fifth in games played among active U.S. born players.
- Led team in goals and PPG (T-6th in the NHL), ranked T-1st in PPP (18), T-2nd in GWG, third in shots on goal and fourth in scoring in 2019-20.
- Tallied goal and 400th career NHL assist vs. VGK (2/11/20).
- Played in 1,000th NHL game at DAL (2/7/20) – eighth Minnesota-born player to reach milestone.
- Recorded 200th goal vs. VAN (2/6/20) to tie Marian Gaborik for most career 20-goal seasons (5).
- Led team in goals, GWG (T-11th in NHL) and shots on goal, ranked second in scoring and PPG and fourth in assists in 2015-16.
- Led NHL with three hat tricks during 2015-16 season (at COL 10/8/15, at CBJ 1/5/16, vs. CGY 3/24/16).
- Tallied three goals in 11:12 span of first period vs. CGY (3/24/16) to become first player in franchise history to tally three goals in a period and set franchise record for fastest three goals.
- Led team in goals (T-10th in NHL), PPG (T-11th), scoring and shots (15th), ranked T-1st in plus/minus rating, second in takeaways (47) and fourth in hits in 2014-15.
- Ranked fourth in NHL in PPG in 2013-14.
- Recorded 500th career NHL point with first of two assists vs. PIT (4/5/14) joining his dad, J.P. (594) to become third father-son duo to each tally at least 500 points in NHL history (Gordie and Mark Howe, Bobby and Brett Hull).
- Led Minnesota in goals, points, PPG, GWG and shots on goal, ranked second in multi-point games in 2012-13. Ranked third in the NHL in shots on goal and 14th in TOI/game among forwards.
- Scored 200th career NHL goal at ARI (2/4/13). Joined his dad, J.P. (238) to become the second father-son duo to each score at least 200 NHL goals – Bobby (610) and Brett (741) Hull.
- Missed majority of the 2010-11 season due to a knee injury suffered at LA (10/30/10).
- Named to the 2009 NHL Second All-Star Team, a finalist for the Lady Byng Trophy and fifth in balloting for the Hart Trophy after setting career highs in goals, assists, points, plus/minus rating, PPG, PPP (30) and shots on goal in 2008-09.
- Recorded first career NHL hat trick (3-1=4) vs. MTL (11/30/07).
- Named MVP of the 2007 NHL YoungStars Game.
- Scored the GWG, added an assist and skated 15:48 in NHL debut vs. PHI (10/5/05, Thibault).
- Has played in nine international tournaments for the United States including 2016 World Cup of Hockey.
- Tallied goal and averaged 18:29 in TOI/game as Team USA captain at 2014 Olympics.
- Named to the 2010 Olympic All-Star Team and ranked T-3rd in tournament scoring with eight points (4-4=8) in six games after helping Team USA claim a silver medal as an alternate captain. Scored the game-tying goal with 24.4 seconds remaining to send the gold-medal game vs. Canada into overtime.
- Played for Team USA at the 2008, 2007 and 2005 IIHF World Championships, serving as an alternate captain in 2008.
- Led tournament in scoring and served as an alternate captain as Team USA claimed first-ever IIHF World Junior Championship gold medal in 2004. Led team in scoring at 2003 IIHF World Junior Championship. Won a gold medal at the 2002 IIHF World Under-18 Championship.
- Totaled 116 points (49-67=116) in 76 games in two seasons (2002-04) at the University of North Dakota. Named to the 2003 WCHA All-Rookie Team, 2004 WCHA First All-Star Team, 2004 NCAA West First All-American Team and a finalist for the 2004 Hobey Baker Award.
- Tallied 340 points (146-194=340) in 125 games in two seasons (2000-02) at Shattuck-St. Mary's.

CAREER TRANSACTIONS

- Signed by Minnesota as a free agent, July 4, 2012; Selected by New Jersey in the first round (17th overall) of the 2003 NHL Entry Draft.
- Signed through 2024-25. Becomes an unrestricted free agent 2025-26.

PERSONAL

- Charitable interests include United Heroes League and Children's Hospital, where he is a title sponsor of a private patient room.
- Wife, Alisha, and twins: son, Jaxson and daughter, Emelia, and son, Theodore.
- His favorite TV show to binge watch is Breaking Bad.

PARISE VS. NHL

TEAM	GP	G	A	PTS	+/-	PIM	TEAM	GP	G	A	PTS	+/-	PIM	TEAM	GP	G	A	PTS	+/-	PIM
ANA	34	8	11	19	-1	27	EDM	28	9	8	17	0	10	PIT	54	19	23	42	-8	26
ARI	34	13	16	29	19	8	FLA	37	14	14	28	2	12	SJ	33	14	14	28	5	4
BOS	36	8	12	20	-5	22	LA	37	7	13	20	-4	12	STL	40	12	10	22	-11	22
BUF	35	13	12	25	7	14	MIN	5	1	3	4	-2	0	TB	36	15	13	28	-1	15
CAR	35	19	13	32	2	10	MTL	36	16	13	29	15	14	TOR	36	12	10	22	-1	2
CGY	26	13	9	22	-5	20	NJ	11	3	4	7	-2	4	VAN	27	12	5	17	-8	8
CHI	36	7	9	16	0	10	NSH	33	14	11	25	-4	10	VGK	11	3	3	6	4	8
CBJ	20	12	6	18	8	8	NYI	53	21	26	47	7	20	WAS	35	9	17	26	-4	10
COL	47	18	25	43	13	16	NYR	56	18	25	43	7	22	WPG	50	20	23	43	20	18
DAL	37	17	17	34	7	10	OTT	33	12	20	32	5	4							
DET	21	12	12	24	7	2	PHI	48	22	20	42	6	16							

PARISE'S CAREER STATISTICS

SEASON	TEAM	LEAGUE	GP	G	A	PTS	+/-	PIM	PP	SH	GW	S	S%	BS	H	TOI	FO%
2004-05	Albany	AHL	73	18	40	58	-	56	-	-	-	-	-	-	-	-	-
2005-06	NEW JERSEY	NHL	81	14	18	32	-1	28	2	0	5	133	10.5	22	11	13:08	42.6
2006-07	NEW JERSEY	NHL	82	31	31	62	-3	30	9	0	7	247	12.6	36	37	17:32	44.2
2007-08	NEW JERSEY	NHL	81	32	33	65	13	25	10	1	8	266	12.0	30	76	18:04	48.1
2008-09	NEW JERSEY	NHL	82	45	49	94	30	24	14	0	8	364	12.4	17	65	18:45	44.6
2009-10	NEW JERSEY	NHL	81	38	44	82	24	32	9	1	5	347	11.0	34	108	19:46	37.5
2010-11	NEW JERSEY	NHL	13	3	3	6	-1	6	0	0	1	49	6.1	6	13	19:51	36.4
2011-12	NEW JERSEY	NHL	82	31	38	69	-5	32	7	3	3	293	10.6	39	65	21:29	47.6
2012-13	MINNESOTA	NHL	48	18	20	38	2	16	7	0	4	182	9.9	41	58	20:40	43.3
2013-14	MINNESOTA	NHL	67	29	27	56	10	30	14	1	5	245	11.8	45	70	20:26	41.7
2014-15	MINNESOTA	NHL	74	33	29	62	21	41	11	0	3	259	12.7	56	86	19:11	16.7
2015-16	MINNESOTA	NHL	70	25	28	53	-3	36	7	0	7	234	10.7	42	71	19:18	0.0
2016-17	MINNESOTA	NHL	69	19	23	42	-3	30	6	0	4	194	9.8	69	46	17:25	61.5
2017-18	MINNESOTA	NHL	42	15	9	24	0	14	2	0	4	119	12.6	37	26	17:04	41.7
2018-19	MINNESOTA	NHL	74	28	33	61	-2	26	10	0	5	229	12.2	71	49	18:40	26.5
2019-20	MINNESOTA	NHL	69	25	21	46	-11	8	12	1	4	155	16.1	38	27	17:12	53.2
2020-21	MINNESOTA	NHL	45	7	11	18	7	6	0	0	3	90	7.8	20	18	13:57	41.5
WILD TOTALS			558	199	201	400	21	207	69	2	39	1,707	11.7	419	452	18:22	41.9
NHL TOTALS			1,060	393	417	810	78	384	120	7	76	3,406	11.5	603	827	18:16	43.5

PARISE'S CAREER PLAYOFF STATISTICS

SEASON	TEAM	LEAGUE	GP	G	A	PTS	+/-	PIM	PP	SH	GW	S	S%	BS	H	TOI	FO%
2005-06	NEW JERSEY	NHL	9	1	2	3	0	2	0	0	0	21	4.8	2	6	15:03	-
2006-07	NEW JERSEY	NHL	11	7	3	10	4	8	2	0	1	45	15.6	4	18	19:08	27.3
2007-08	NEW JERSEY	NHL	5	1	4	5	-5	2	1	0	0	20	5.0	1	11	18:29	-
2008-09	NEW JERSEY	NHL	7	3	3	6	2	2	1	0	1	29	10.3	2	17	19:02	40.0
2009-10	NEW JERSEY	NHL	5	1	3	4	0	0	0	1	0	20	5.0	3	4	20:44	25.0
2011-12	NEW JERSEY	NHL	24	8	7	15	-8	4	3	0	1	87	9.2	15	56	20:53	0.0
2012-13	MINNESOTA	NHL	5	1	0	1	-7	2	0	0	0	17	5.9	3	12	21:24	0.0
2013-14	MINNESOTA	NHL	13	4	10	14	-3	6	2	0	1	49	8.2	7	20	20:29	33.3
2014-15	MINNESOTA	NHL	10	4	6	10	0	4	1	1	0	20	20.0	9	22	18:53	0.0
2015-16	MINNESOTA	NHL															
2016-17	MINNESOTA	NHL	5	2	1	3	-4	8	1	0	0	19	10.5	3	5	19:27	50.0
2017-18	MINNESOTA	NHL	3	3	0	3	0	2	2	0	0	5	60.0	2	1	16:56	-
2019-20	MINNESOTA	NHL	4	0	3	3	2	2	0	0	0	6	0.0	1	8	17:44	40.0
WILD TOTALS			40	14	20	34	-12	24	6	1	1	116	12.1	25	68	19:32	36.4
NHL TOTALS			101	35	42	77	-19	42	13	2	4	338	10.4	52	180	19:23	30.3

PARISE'S CAREER PLAYOFF HIGHLIGHTS

Goals, Game: 2 – five times

Assists, Game: 2 – six times

Points, Game: 4 – vs. COL, 4/28/14

PIM, Game: 2 – 21 times

+/-, Game: 2 – eight times

Shots, Game: 7 – five times

TOI, Game: 29:00 – at FLA, 4/26/12

Goal Streak: 4g – 4/12-4/18/07


Assist Streak: 4g – 4/17-4/24/14

Point Streak: 6g – 4/17-4/28/14



ZACH PARISE

No 11



No 49

VICTOR
RASK

CENTER

Shoots: Left
Ht: 6-2 • Wt: 195
Born: 3/1/93
Leksand, SWE

2020-21 HIGHLIGHTS

- Point total was highest since 2017-18 season.
- Recorded six points (3-3=6) in last eight games.
- Tallied GWG in 4-3 OT win vs. ANA (5/8).
- Notched assist for 200th career NHL point vs. VGK (5/3).
- Tallied career high three PPA vs. COL (4/7).
- Registered career-best plus-4 rating vs. ARI (3/12).
- Tied career high with three points (1-2=3) and plus-3 rating at SJ (2/22).
- Tallied goal and won 13-of-14 faceoffs (92.8%) at ANA (2/20).
- Recorded two goals vs. COL (1/31).

PLAYOFFS

- Second trip to Stanley Cup Playoffs.

CAREER

- Set a career best plus/minus rating and ranked T-4th on the team in 2019-20.
- Played in 400th career NHL game vs. FLA (1/20/20).
- Set a career high in FO% and ranked T-3rd on team in GWG and T-4th in PPG in 2017-18.
- Established career highs in assists and games played in 2016-17. Ranked T-2nd on the team in assists, T-3rd in scoring and T-4th in goals.
- Registered a career-best plus-4 rating and tied career best with three points (1-2=3) vs. CBJ (1/10/17).
- Recorded career-best, eight-game point streak (4-6=10, 10/13-10/30/16).
- Notched career-high seven shots on goal vs. NJ (3/27/16).
- Established career highs in goals and points in 2015-16. Ranked second on team in assists, T-2nd in scoring and third in goals.
- Skated career-best 24:50 vs. DET (10/10/15).
- Ranked fifth amongst NHL rookies in shots on goal and 10th in scoring in 2014-15.
- Ranked third amongst team forwards in TOI/game, T-3rd on team in assists, fourth in scoring and T-5th in goals in 2014-15.
- Recorded first career NHL assist and multi-point game (1-1=2) vs. CBJ (11/7/14).
- Tallied first career NHL goal vs. LA (11/2/14, Quick).
- Made NHL debut vs. NYI (10/10/14).
- Led team rookies in goals, assists and points in 2013-14.
- Recorded 10 points (5-5=10) in first 10 games with Charlotte (AHL) during first season of professional hockey in North America in 2013-14.
- Started 2012-13 season with Charlotte (AHL) and played 10 games before he was assigned to Calgary (WHL).
- His 11-game point streak (5-9=14, 3/21-4/18/13) was the longest by any player during the 2013 WHL postseason. Led team in playoff scoring.
- Ranked T-1st amongst WHL rookies in GWG, second in goals and PPG and third in scoring in 2011-12.
- Led team in PPG, ranked second in goals, third in scoring and T-5th in assists in 2011-12. Earned Rookie of the Year honors for the Hitmen.
- Has represented Sweden at six IIHF World Championships.
- Ranked T-2nd on team in scoring with seven points (2-5=7) in 10 games to help Sweden win the gold medal at 2017 IIHF World Championship.
- Tallied four points (3-1=4) for Sweden at 2015 IIHF World Championship.
- Collected four points (2-2=4) in six games to help Sweden win silver medal at 2013 IIHF World Junior Championship.
- Played in six games at the 2012 IIHF World Junior Championship to help Sweden capture the gold medal at the event for the first time in 31 years.

- Earned five points (2-3=5) and a plus-5 rating in six games at the 2011 Under-18 World IIHF Junior Championship to help Sweden win a silver medal. Named one of Sweden's top three players in tournament.
- Totaled five points (3-2=5) and a plus-6 rating to help Sweden capture a silver medal at 2010 Under-18 IIHF World Championship.
- Skated in four games at 2009 Ivan Hlinka Memorial Tournament.

CAREER TRANSACTIONS

- Acquired by Minnesota from Carolina in exchange for Nino Niederreiter, Jan. 17, 2019; Selected by Carolina in the second round (42nd overall) of the 2011 NHL Entry Draft.
- Signed through 2021-22. Becomes an unrestricted free agent 2022-23.

PERSONAL

- Charitable interests include youth and women's hockey.
- He hopes in the next 20 years teleportation will be invented.
- Lists LeBron James as one athlete he would like to interview.
- If he had to team up with a fellow Wild player for a competitive reality show like the "Amazing Race", he would pick Matt Dumba because he would be fun to have around.

RASK VS. NHL

TEAM	GP	G	A	PTS	+/-	PIM	TEAM	GP	G	A	PTS	+/-	PIM	TEAM	GP	G	A	PTS	+/-	PIM
ANA	19	6	3	9	1	2	EDM	11	0	6	6	4	2	PIT	20	0	6	6	-13	2
ARI	20	3	4	7	3	2	FLA	14	0	3	3	-8	2	SJ	18	3	7	10	-3	2
BOS	16	1	1	2	-10	8	LA	18	3	6	9	5	8	STL	18	2	7	9	-4	0
BUF	15	4	1	5	-3	0	MIN	8	2	4	6	-2	2	TB	14	2	6	8	3	0
CAR	3	0	1	1	-1	0	MTL	14	2	6	8	3	2	TOR	16	2	3	5	2	2
CGY	11	3	2	5	0	2	NJ	19	2	4	6	-3	4	VAN	8	2	3	5	-4	0
CHI	10	4	0	4	4	0	NSH	11	4	2	6	5	6	VGK	13	0	2	2	-4	6
CBJ	16	4	6	10	6	6	NYI	20	4	5	9	-2	6	WAS	18	4	4	8	-2	0
COL	20	7	4	11	-6	4	NYR	18	4	5	9	-4	4	WPG	11	3	1	4	-3	4
DAL	13	2	5	7	-1	4	OTT	12	2	6	8	6	2							
DET	14	3	6	9	6	0	PHI	21	2	3	5	-1	2							

RASK'S CAREER STATISTICS

SEASON	TEAM	LEAGUE	GP	G	A	PTS	+/-	PIM	PP	SH	GW	S	S%	BS	H	TOI	FO%
2011-12	Calgary	WHL	64	33	30	63	7	21	14	0	5	—	—	—	—	—	—
2012-13	Charlotte	AHL	10	1	4	5	7	0	0	0	0	10	10.0	—	—	—	—
	Calgary	WHL	37	14	27	41	14	16	6	0	4	—	—	—	—	—	—
2013-14	Charlotte	AHL	76	16	23	39	-3	20	4	0	1	160	10.0	—	—	—	—
2014-15	CAROLINA	NHL	80	11	22	33	-14	16	2	0	2	172	6.4	36	42	16:20	51.0
2015-16	CAROLINA	NHL	80	21	27	48	-6	24	5	0	5	160	13.1	34	32	16:59	51.2
2016-17	CAROLINA	NHL	82	16	29	45	-10	16	4	0	3	186	8.6	33	43	17:18	49.8
2017-18	CAROLINA	NHL	71	14	17	31	0	12	4	0	3	126	11.1	29	62	15:23	54.9
2018-19	CAROLINA	NHL	26	1	5	6	-3	4	0	0	0	25	4.0	8	25	12:02	45.1
	MINNESOTA	NHL	23	2	1	3	-1	4	0	0	0	30	6.7	4	15	12:11	50.5
2019-20	MINNESOTA	NHL	43	5	8	13	7	6	0	0	2	38	13.2	8	26	10:29	44.1
2020-21	MINNESOTA	NHL	54	10	13	23	1	2	1	0	1	53	18.9	10	21	14:27	45.4
WILD TOTALS			120	17	22	39	7	12	1	0	3	121	14.0	22	62	12:36	46.0
NHL TOTALS			459	80	122	202	-26	84	16	0	16	790	10.1	162	266	15:15	50.1

RASK'S CAREER PLAYOFF STATISTICS

YEAR	TEAM	LEAGUE	GP	G	A	PTS	+/-	PIM	PP	SH	GW	S	S%	BS	H	TOI	FO%
2012-13	Calgary	WHL	17	6	10	16	6	10	0	0	3	—	—	—	—	—	—
NHL TOTALS																	

NO NHL POSTSEASON EXPERIENCE


RASK'S CAREER PLAYOFF HIGHLIGHTS

NO NHL EXPERIENCE



VICTOR RASK

No 49



2020-21 HIGHLIGHTS

- Led team in plus/minus rating and PIM.
- Set career highs in points and assists. Ranked T-2nd among team defensemen in assists.
- Ranked T-8th in plus/minus rating among NHL defensemen.
- Skated season-high 21:16 at STL (5/13).
- Skated in 100th NHL game vs. STL (4/28).
- Tallied assist and tied career high with four shots at SJ (3/31).
- Recorded assist, four hits and three blocked shots vs. ANA (3/22).
- Tallied a point in consecutive games (1-1=2, 3/8-3/10).
- Recorded GWG vs. VGK (3/10) - second career GWG.
- Tallied two assists and plus-3 rating at SJ (2/22).

PLAYOFFS

- Third trip to Stanley Cup Playoffs.
- Made Stanley Cup Playoff debut in Game 1 of Western Conference Quarterfinal at WPG (4/11/18) and appeared in first four games of series.

CAREER

- Set franchise record for plus/minus rating by a rookie in 2019-20.
- Goal and point total ranked fourth in team history by a rookie defenseman in 2019-20.
- Ranked T-4th amongst NHL rookies in plus/minus in 2019-20.
- Led team in plus/minus rating and ranked fifth in hits in 2019-20.
- Skated career-high 23:37 at CHI (12/15/19).
- Notched shorthanded goal vs. PHI (12/14/19) to become the fourth rookie and sixth defenseman in franchise history to record a SHG.
- Recorded two assists and tied franchise rookie record with a career-best, plus-4 rating vs. EDM (12/12/19).
- Tallied a goal in consecutive games for first career NHL goal/point streak (2-1=3, 12/3-12/5/19).
- Recorded two points (1-1=2), a plus-3 rating, four blocked shots and was named First Star at TB (12/5/19).
- Tallied first career GWG at FLA (12/3/19).
- Recorded first career NHL goal vs. ARI (11/16/19, Reimer).
- Tallied assist for first career NHL point and game-high four hits vs. EDM (10/22/19).
- Recorded career-high five hits at COL (10/5/19).
- Ranked third on team in PIM and fifth in plus/minus rating in 2018-19.
- Ranked second amongst team defensemen in shots on goal and fourth in scoring in 2018-19.
- Registered three shots and two hits in 15:26 in TOI in NHL debut vs. EDM (4/2/18).
- Led Iowa in plus/minus rating and ranked fifth in PIM in 2017-18.
- Ranked T-6th amongst rookie AHL defensemen in plus/minus rating in 2017-18.
- Made AHL debut vs. Chicago (4/13/17).
- The University of Minnesota-Duluth lost to Denver University, 3-2, in the NCAA Championship Game (4/8/17).
- Ranked second amongst team defensemen in shots on goal and third on team in PIM in 2016-17.
- Served as assistant captain and named to NCHC All-Academic Team his senior season.
- Led team in PIM and ranked fourth in blocked shots (39) in 2015-16.
- Ranked second amongst team defensemen in goals and third in scoring in 2014-15.
- Ranked third on team with 44 blocked shots and a plus-13 rating in 2014-15.
- Named to 2014-15 NCHC All-Academic Team.
- Ranked second on team in PIM, T-3rd with a plus-7 rating and fourth in blocked shots (30) during freshman season at Minnesota Duluth in 2013-14.

No. 21

CARSON
SOUCY

(SOO-see)

DEFENSEMAN

Shoots: Left

Ht: 6-5 • Wt: 211

Born: 7/27/94

Viking, AB, CAN



- Ranked fourth amongst team defensemen in scoring in 2013-14.
- Ranked first amongst NCHC rookies in PIM.
- Played two seasons with Spruce Grove in the Alberta Junior Hockey League (2011-13).

CAREER TRANSACTIONS

- Selected by Minnesota in the fifth round (137th overall) of the 2013 NHL Entry Draft.
- Signed through 2022-23. Becomes an unrestricted free agent 2023-24.

PERSONAL

- Charitable interests include World Vision International.
- He hopes in the next 20 years hovercrafts will be invented.
- Lists Derrick Henry as one athlete he would like to interview.
- If he had to team up with a fellow Wild player for a competitive reality show like the "Amazing Race", he would not pick Mats Zuccarello as Mats is afraid of the water.

SOUCY VS. NHL

TEAM	GP	G	A	PTS	+/-	PIM	TEAM	GP	G	A	PTS	+/-	PIM	TEAM	GP	G	A	PTS	+/-	PIM
ANA	9	0	2	2	0	5	EDM	4	1	3	4	5	4	PIT	2	0	0	0	1	0
ARI	9	0	4	4	7	20	FLA	2	1	0	1	1	0	SJ	10	0	5	5	7	6
BOS	2	0	1	1	-1	0	LA	10	0	2	2	5	10	STL	9	0	2	2	-1	4
BUF	1	0	0	0	0	0	MIN	-	-	-	-	-	-	TB	2	1	1	2	3	0
CAR	2	1	0	1	1	0	MTL	1	0	0	0	1	0	TOR	2	0	0	0	0	0
CGY	3	0	0	0	1	0	NIJ	1	0	0	0	-1	0	VAN	2	0	1	1	-1	0
CHI	2	0	0	0	1	0	NSH	1	0	0	0	0	0	VGK	10	1	1	2	-1	6
CBJ	-	-	-	-	-	-	NYI	1	0	0	0	0	0	WAS	-	-	-	-	-	-
COL	11	1	1	2	4	12	NYR	2	0	0	0	1	2	WPG	3	0	0	0	-1	2
DAL	3	1	0	1	1	0	OTT	2	0	0	0	1	0							
DET	1	0	0	0	0	0	PHI	1	1	0	1	2	0							

SOUCY'S CAREER STATISTICS

SEASON	TEAM	LEAGUE	GP	G	A	PTS	+/-	PIM	PP	SH	GW	S	S%	BS	H	TOI
2013-14	U. of Minn-Duluth	NCHC	34	0	6	6	7	60	0	0	0	42	0.0	-	-	-
2014-15	U. of Minn-Duluth	NCHC	40	6	8	14	13	40	3	0	0	71	8.5	-	-	-
2015-16	U. of Minn-Duluth	NCHC	38	3	9	12	4	61	0	0	1	62	4.8	-	-	-
2016-17	Iowa	AHL	3	0	0	0	2	2	0	0	0	2	0.0	-	-	-
	U. of Minn-Duluth	NCHC	35	3	12	15	7	55	1	0	0	77	3.9	-	-	-
2017-18	MINNESOTA	NHL	3	0	0	0	-2	2	0	0	0	4	0.0	3	4	14:51
	Iowa	AHL	67	1	14	15	12	55	0	0	0	75	1.3	-	-	-
2018-19	Iowa	AHL	66	5	15	20	6	71	0	0	1	90	5.6	-	-	-
2019-20	MINNESOTA	NHL	55	7	7	14	16	18	0	1	1	61	11.5	50	69	15:38
2020-21	MINNESOTA	NHL	50	1	16	17	22	51	0	0	1	47	2.1	49	62	15:17
WILD/NHL TOTALS			108	8	23	31	36	71	0	1	2	112	7.1	102	135	15:27

SOUCY'S CAREER PLAYOFF STATISTICS

SEASON	TEAM	LEAGUE	GP	G	A	PTS	+/-	PIM	PP	SH	GW	S	S%	BS	H	TOI
2017-18	MINNESOTA	NHL	4	0	0	0	-3	0	0	0	0	2	0.0	8	3	13:34
2018-19	Iowa	AHL	11	0	2	2	-3	6	0	0	0	18	0.0	-	-	-
2019-20	MINNESOTA	NHL	4	0	0	0	-3	0	0	0	0	3	0.0	5	5	14:39
WILD/NHL TOTALS			8	0	0	0	-6	0	0	0	0	5	0.0	13	8	14:06

SOUCY'S CAREER PLAYOFF HIGHLIGHTS

Goals, Game: None
Assists, Game: None
Points, Game: None
PIM, Game: None

+/-, Game: 0 - three times
Shots, Game: 2 - two times
TOI, Game: None
Goal Streak: None

Assist Streak: None
Point Streak: None

CARSON SOUCY

No. 21



2020-21 HIGHLIGHTS

- Tallied nine points (2-7=9) in last 10 games played.
- Led team in blocked shots, ranked third in PPP (8) and fourth in shots.
- Led team defensemen in scoring and assists.
- Recorded assist vs. STL (4/29) for 300th career NHL point to become eighth player/second defenseman in team history to reach milestone.
- Skated in 700th NHL game vs. STL (4/28) to become third player/second defenseman in team history to reach milestone.
- Tallied career-high three PPA vs. COL (4/7) - third PPA was 100th career PPP - to become seventh player/second defenseman in team history to reach milestone.
- Registered 200th career assist vs. COL (1/31) to become seventh player/second defenseman in franchise history to reach milestone.
- Named team captain (1/3).

PLAYOFFS

- Eighth trip to Stanley Cup Playoffs.
- Franchise's all-time leader in goals, scoring, PPG, PPP (10) and blocked shots, ranks T-1st in games played and second in assists amongst team defensemen in playoffs.
- Ranks T-2nd in playoff PPP in franchise history.
- Tallied two goals and career-best three points (1-2=3) in Game 1 of Qualifying Round at VAN (8/2/20).
- Led team defensemen in goals and scoring during 2020 playoffs.
- Led team in blocked shots and ranked first amongst team defensemen in scoring during 2016 playoffs.
- Led team in blocked shots, ranked T-1st in scoring amongst team defensemen and third in TOI/game during 2015 playoffs.
- Ranked second on team in TOI/game and blocked shots during 2014 playoffs.
- Tallied game-tying goal with 2:27 left in regulation in Game 7 of Western Conference Quarterfinal at COL (4/30/14).
- Recorded first career playoff goal in Game 4 of Western Conference Quarterfinal vs. COL (4/24/14, Varlamov).
- Made Stanley Cup Playoff debut in 2013 and led team in blocked shots.

CAREER

- Franchise leader in goals, PPG, GWG, blocked shots and hits by a defenseman, ranks second in games played, points, assists, plus/minus rating, PPP (93) and shots on goal.
- Ranks fourth all-time in franchise history in plus/minus rating.
- Owns the fewest penalty minutes amongst NHL defensemen that have played in at least 600 games since entering the League in 2010-11.
- Ranked T-11th amongst NHL defensemen in goals in 2019-20.
- Ranked second on team in blocked shots and TOI/game and fifth in PPP (13) in 2019-20.
- Notched first career hat trick at EDM (2/21/20) and became 12th different defenseman in NHL history to record natural hat trick.
- Notched three points (1-2=3) and plus-5 rating vs. OTT (11/29/19). Plus/minus rating tied franchise record. Second time in career recorded plus-5 rating.
- Set career high in TOI/game and tied career highs in PPP (13) and PPA (10) in 2017-18.
- Ranked 15th in NHL in TOI/game in 2017-18.
- Skated career-high 31:06 vs. COL (11/24/17).
- Ranked third in the NHL in plus/minus rating and 19th in TOI/game in 2016-17. Plus/minus rating was career best and ranks third in franchise history.
- Led team in blocked shots and ranked second in scoring and goals amongst team defensemen in 2016-17.
- Set career highs in PPG and blocked shots in 2015-16.
- Ranked T-1st in the NHL with three SHA in 2015-16.
- Led team in blocked shots, ranked second in TOI/game and plus/minus rating. Led team defensemen in goals and ranked second in scoring in 2015-16.
- Tallied career-high two PPG vs. CGY (3/24/16).
- Notched a career-best, six-game point streak (2-5=7, 11/5-11/17/15).
- Ranked third on team in blocked shots and TOI/game in 2014-15.
- Notched career-high six hits at FLA (11/24/14).
- Tallied goal and career-high eight shots vs. BUF (11/13/14).
- Recorded franchise-record nine blocked shots at COL (10/11/14).

- Ranked second in scoring amongst team defensemen and third in TOI/game in 2012-13.
- Set team record for defenseman with plus-5 rating (w/Clayton Stoner) at DAL (3/25/13).
- Led team defensemen in scoring and shots on goal in 2011-12. Ranked third on team in TOI/game, fourth in blocked shots and PPP (12).
- Recorded two PIM in 53 games during rookie season in 2010-11 to become third NHL defenseman to play in 50 or more games in a season and register two or fewer PIM (Tomas Kaberle 2001-02, Bill Quackenbush 1948-49).
- Notched first career NHL goal vs. EDM (2/22/11, Khabibulin).
- Recorded assist for first NHL point at CHI (1/25/11).
- Made NHL debut at CGY (11/29/10).
- Ranked fifth in assists and ninth in scoring amongst WHL defensemen in 2009-10.
- Ranked seventh with a plus-36 rating and T-14th in scoring amongst WHL defensemen in 2008-09.
- Member of 2008 Spokane Chiefs Memorial Cup championship team.

CAREER TRANSACTIONS

- Signed as a free agent by Minnesota on Sept. 23, 2010; Selected by N.Y. Islanders in the sixth round (156th overall) of the 2008 NHL Entry Draft.
- Signed through 2026-27. Becomes an unrestricted free agent 2027-28.

PERSONAL

- Charitable interests include Children's Hospital and Second Hand Hounds.
- Wife, Danielle, and four children: sons, Zach and Jayce, and daughters Colbie and Myer.
- He hopes in the next 20 years faster air travel will be invented.

SPURGEON VS. NHL

TEAM	GP	G	A	PTS	+/-	PIM	TEAM	GP	G	A	PTS	+/-	PIM
ANA	34	6	9	15	-2	4	PIT	14	2	4	6	0	2
ARI	32	5	14	19	15	2	FLA	15	1	9	10	9	2
BOS	12	0	4	4	-4	4	LA	33	3	7	10	5	4
BUF	13	4	3	7	8	4	MIN	-	-	-	-	-	-
CAR	13	1	11	12	0	0	MTL	15	3	3	6	2	6
CGY	34	5	8	13	4	6	NJ	13	3	8	11	8	4
CHI	34	3	9	12	7	4	NSH	33	3	9	12	-9	6
CBJ	21	1	9	10	-2	6	NYI	15	3	5	8	6	2
COL	52	5	14	19	9	10	NYR	15	2	2	4	-2	2
DAL	35	6	10	16	-7	8	OTT	13	3	4	7	5	4
DET	22	0	4	4	-7	2	PHI	13	1	6	7	3	0

SPURGEON'S CAREER STATISTICS

SEASON	TEAM	LEAGUE	GP	G	A	PTS	+/-	PIM	PP	SH	GW	S	S%	BS	H	TOI
2010-11	MINNESOTA	NHL	53	4	8	12	-1	2	2	0	1	38	10.5	45	37	15:04
	Houston	AHL	23	2	7	9	-5	10	1	0	0	34	5.9	-	-	-
2011-12	MINNESOTA	NHL	70	3	20	23	-4	6	2	0	1	92	3.3	95	36	21:35
2012-13	MINNESOTA	NHL	39	5	10	15	1	4	4	0	2	67	7.5	55	46	21:33
2013-14	MINNESOTA	NHL	67	5	21	26	15	16	2	0	1	91	5.5	107	80	22:38
2014-15	MINNESOTA	NHL	66	9	16	25	3	6	3	0	2	128	7.0	124	48	22:37
2015-16	MINNESOTA	NHL	77	11	18	29	11	14	5	0	2	122	9.0	157	51	22:41
2016-17	MINNESOTA	NHL	76	10	28	38	33	20	1	0	2	144	6.9	140	49	24:01
2017-18	MINNESOTA	NHL	61	9	28	37	-6	8	3	0	2	110	8.2	127	64	24:32
2018-19	MINNESOTA	NHL	82	14	29	43	-1	20	4	0	0	152	9.2	145	91	24:09
2019-20	MINNESOTA	NHL	62	12	20	32	-1	18	3	0	2	112	10.7	102	61	22:34
2020-21	MINNESOTA	NHL	54	7	18	25	-2	6	3	0	0	94	7.4	102	52	22:05
WILD/NHL TOTALS			707	89	216	305	48	120	32	0	15	1,150	7.7	1,199	615	22:21

SPURGEON'S CAREER PLAYOFF STATISTICS

SEASON	TEAM	LEAGUE	GP	G	A	PTS	+/-	PIM	PP	SH	GW	S	S%	BS	H	TOI
2010-11	Houston	AHL	23	1	10	11	5	10	1	0	0	-	-	-	-	-
2012-13	MINNESOTA	NHL	5	0	0	0	-3	2	0	0	0	8	0.0	14	0	21:15
2013-14	MINNESOTA	NHL	13	3	3	6	0	2	1	0	0	22	13.6	26	21	24:04
2014-15	MINNESOTA	NHL	10	1	3	4	0	4	1	0	0	11	9.1	21	4	21:20
2015-16	MINNESOTA	NHL	6	2	3	5	1	4	2	0	0	10	20.0	19	10	26:00
2016-17	MINNESOTA	NHL	5	0	1	1	-1	0	0	0	0	13	0.0	10	6	25:20
2017-18	MINNESOTA	NHL	5	0	1	1	-4	0	0	0	0	3	0.0	8	3	21:48
2019-20	MINNESOTA	NHL	4	2	2	4	-1	4	1	0	0	7	28.6	7	6	22:48
WILD/NHL TOTALS			48	8	13	21	-8	16	5	0	0	74	10.8	105	50	23:14

SPURGEON'S CAREER PLAYOFF HIGHLIGHTS

Goals, Game: 2 – two times
Assists, Game: 2 – at DAL, 4/22/16
Points, Game: 3 – at VAN, 8/2/20
PIM, Game: 4 – at DAL, 4/22/16


+/-, Game: 3 – vs. STL, 4/26/15
TOI, Game: 29:37 – at COL, 4/17/14
Shots, Game: 5 – vs. COL, 4/24/14
Goal Steak: None

Assist Streak: 2g – 5/9-5/11/14
Point Streak: 2g – four times



JARED SPURGEON

No 46



No 7 NICO STURM CENTER

Shoots: Left
Ht: 6-3 • Wt: 107
Born: 5/3/95
Augsburg, DEU



2020-21 HIGHLIGHTS

- Tallied three points (2-1=3) in last four games.
- Ranked T-3rd among NHL rookies in plus/minus rating and T-10th in goals.
- Goal total ranked T-6th in team history by a rookie.
- Ranked T-4th on team in goals and T-5th in plus/minus rating.
- Tallied a goal in consecutive games (2-1=3, 4/21-4/23) for first career goal streak.
- Notched goal, skated season-high 14:02 and tied career best with three hits vs. SJ (4/17).
- Recorded goal and won career-high eight faceoffs (out of 11) at STL (4/10).
- Blocked career-high three shots at VGK (4/3).
- Notched first career GWG vs. ANA (3/24).
- Recorded a point (1-1=2) in consecutive games for first career point streak (2/27-3/1).
- Tallied first two NHL regular season goals in third period at COL (2/24, Grubauer).
- Led team with career-high six shots at ANA (1/18).

PLAYOFFS

- Second trip to Stanley Cup Playoffs.
- Tallied first career NHL goal in Game 4 of Qualifying Round vs. VAN (8/7/20, Markstrom) to become the second player in franchise history to record first career NHL goal in the playoffs.
- Made Stanley Cup Playoff debut in Game 3 of Qualifying Round vs. VAN (8/6/20).

CAREER

- Recorded an assist for first career NHL point at ARI (12/19/19).
- Ranked second on Iowa in GWG (4), fifth in scoring and T-5th in plus/minus rating in 2019-20. Led team rookies in goals and scoring.
- Ranked T-11th in goals and T-12th in scoring amongst AHL rookies in 2019-20.
- Made NHL debut vs. BOS (4/4/19).
- Led Clarkson University with a plus-23 rating and tallied 12 multi-point games in 2018-19.
- Won 392-of-677 faceoffs (57.9%) and served as team co-captain during junior season.
- Ranked T-4th in assists, T-10th in scoring and T-11th in points per game (1.15) in the NCAA in 2018-19.
- Ranked T-5th in plus/minus rating amongst NCAA forwards in 2018-19.
- Named a First-Team CCM/AHCA All-American, a Top Ten Hobey Baker Award Finalist and a finalist for the ECAC Hockey Player of the Year Award in 2018-19.
- Named the ECAC Hockey Best Defensive Forward for the second consecutive season in 2018-19.
- Named to 2019 ECAC All-Tournament Team and an ECAC First-Team All-League selection.
- Led the NCAA with a 61.7% faceoff percentage (443-of-718) in 2017-18.
- Ranked T-4th amongst NCAA forwards in plus/minus rating in 2017-18.
- Ranked second on team in scoring, T-2nd in plus/minus rating and third in goals in 2017-18.
- Named the ECAC Hockey Best Defensive Forward, to the ECAC Third All-Star Team and the ECAC Hockey All-Academic Team in 2017-18.
- Ranked second amongst team freshmen in goals and T-2nd in scoring in 2016-17.
- Ranked sixth in faceoff percentage 56.2% amongst NCAA freshmen that took more than 100 faceoffs.
- Named to the 2016-17 ECAC All-Rookie Team and to the ECAC Hockey All-Academic Team.
- Named ECAC Rookie of the Week (11/14/16).
- Helped Tri-City win Clark Cup Championship in 2015-16.

- Ranked T-5th in the USHL in PPG (10) in 2015-16.
- Played for Germany at the 2015 IIHF World Junior Championship.
- Led team in goals, GWG (3) and scoring in the playoffs as Austin advanced to the Robertson Cup Final in 2014-15.
- Ranked T-1st in goals and GWG and T-2nd in scoring during the NAHL playoffs.
- Ranked second on team in assists and third in scoring during the regular season in 2014-15.

CAREER TRANSACTIONS

- Signed by Minnesota as a free agent, April 1, 2019.
- Signed through 2021-22. Becomes an unrestricted free agent 2022-23.

PERSONAL

- Charitable interests include Headway Foundation, Hockey Fights Cancer and New England Center for Children.
- His hometown of Augsburg, Germany is known for "Puppenkiste", a puppet show originally intended for kids.
- He hopes in the next 20 years that there is greater advancement in cancer research so that there is a common treatment for all types of cancers.
- If he had to team up with a fellow Wild player for a competitive reality show like the "Amazing Race", he would pick Kaapo Kahkonen because they already know the in's and out's of Europe.

STURM VS. NHL

TEAM	GP	G	A	PTS	+/-	PIM	TEAM	GP	G	A	PTS	+/-	PIM	TEAM	GP	G	A	PTS	+/-	PIM
ANA	8	2	2	4	1	2	EDM	-	-	-	-	-	-	PIT	-	-	-	-	-	-
ARI	9	1	3	4	6	0	FLA	-	-	-	-	-	-	SJ	6	1	0	1	5	2
BOS	1	0	0	0	0	0	LA	7	2	0	2	1	4	STL	7	3	0	3	-2	5
BUF	-	-	-	-	-	-	MIN	-	-	-	-	-	-	TB	-	-	-	-	-	-
CAR	-	-	-	-	-	-	MTL	-	-	-	-	-	-	TOR	-	-	-	-	-	-
CGY	1	0	1	1	1	0	NJ	-	-	-	-	-	-	VAN	-	-	-	-	-	-
CHI	-	-	-	-	-	-	NSH	-	-	-	-	-	-	VGK	8	0	2	2	1	0
CBJ	-	-	-	-	-	-	NYI	1	0	0	0	0	0	WAS	-	-	-	-	-	-
COL	8	2	0	2	-1	4	NYR	-	-	-	-	-	-	WPG	1	0	0	0	0	0
DAL	1	0	0	0	0	0	OTT	-	-	-	-	-	-							
DET	-	-	-	-	-	-	PHI	-	-	-	-	-	-							

STURM'S PROFESSIONAL CAREER

SEASON	TEAM	LEAGUE	GP	G	A	PTS	+/-	PIM	PP	SH	GW	S	S%	BS	H	TOI	FO%
2014-15	Austin	NAHL	53	11	30	41	-	28	2	1	1	88	12.5	-	-	-	-
2015-16	Tri-City	USHL	57	14	25	39	11	47	10	0	1	139	10.0	-	-	-	-
2016-17	Clarkson	ECAC	39	8	13	21	4	37	2	0	1	46	17.4	15	-	-	56.2
2017-18	Clarkson	ECAC	40	14	23	37	20	14	5	2	3	81	17.3	23	-	-	61.7
2018-19	MINNESOTA	NHL	2	0	0	0	0	0	0	0	0	7	0.0	2	3	25:34	29.4
	Clarkson	ECAC	39	14	31	45	23	29	1	1	2	94	14.9	35	-	-	57.9
2019-20	MINNESOTA	NHL	6	0	2	2	2	0	0	0	0	2	0.0	5	6	11:54	53.1
	Iowa	AHL	55	12	20	32	9	18	3	0	4	125	9.6	-	-	-	-
2020-21	MINNESOTA	NHL	50	11	6	17	10	17	0	0	2	64	17.2	26	48	10:51	51.5
WILD/NHL TOTALS			58	11	8	19	12	17	0	0	2	73	15.1	33	57	11:01	50.0

STURM'S PROFESSIONAL PLAYOFF CAREER

SEASON	TEAM	LEAGUE	GP	G	A	PTS	+/-	PIM	PP	SH	GW	S	S%	BS	H	TOI	FO%
2014-15	Austin	NAHL	13	7	6	13	-	0	0	0	3	36	19.4	-	-	-	-
2015-16	Tri-City	USHL	5	3	3	6	4	0	1	0	0	16	18.8	-	-	-	-
2019-20	MINNESOTA	NHL	2	1	0	1	-1	0	0	0	0	1	100	0	3	11:09	50.0
WILD/NHL TOTALS			2	1	0	1	-1	0	0	0	0	1	100	0	3	11:09	50.0

STURM'S CAREER PLAYOFF HIGHLIGHTS

Goals, Game: 1 – vs. VAN, 8/7/20
Assists, Game: None
Points, Game: 1 – vs. VAN, 8/7/20
PIM, Game: None

+/-, Game: 0 – vs. VAN, 8/7/20
Shots, Game: 1 – vs. VAN, 8/7/20
TOI, Game: 12:05 – vs. VAN, 8/7/20
Goal Streak: None

Assist Streak: None
Point Streak: None



2020-21 HIGHLIGHTS

- One of three Wild players to play in every game.
- Ranked T-2nd among team defensemen in assists.
- Has played in 207 consecutive games - sixth longest streak in team history.
- Recorded 600th career point with two assists vs. ANA (3/24) - fifth active/41st defenseman in NHL history to reach milestone.
- Skated season-high 27:49 at LA (2/16).
- Tallied two assists including 500th career assist at LA (1/16) - second active/seventh U.S.-born/28th defenseman all-time to reach milestone.

PLAYOFFS

- Twelfth trip to Stanley Cup Playoffs.
- Franchise leader in assists, shots on goal and hits, ranks second in scoring and third in games played and blocked shots among defensemen in the playoffs.
- Led NHL in TOI/game during 2017 playoffs. Led team in PIM, ranked T-1st in points and assists and third in shots on goal.
- Ranked T-1st on team in plus/minus rating and fourth in NHL in TOI/game during 2016 playoffs.
- Tallied two assists and career-best plus-4 in Game 1 of Western Conference Quarterfinal at DAL (4/22/16).
- Led defensemen and ranked T-3rd on team in playoff scoring in 2014. Ranked third in NHL in TOI/game.
- Skated a franchise playoff record 41:08 TOI in Game 1 of Western Conference Quarterfinal at CHI (4/30/13). Led NHL in TOI/game during 2013 playoffs.
- Scored overtime-forcing goal at 18:53 of the third period, and then assisted on GWG in Nashville's double overtime win in Game 2 of Western Conference Semifinal at VAN (4/30/11). Skated 42:01 in contest.

CAREER

- Franchise's all-time leader in points, assists, PPA, shots on goal, plus/minus rating and TOI by defenseman.
- Ranks second in team history in PPA and plus/minus rating, third in PPP, fourth in games played and scoring.
- Ranks second amongst active NHL defensemen in assists, PPA and games played, third in TOI/game, fourth in PPP and fifth in scoring.
- Led team in TOI/game (ninth in NHL) and assists, ranked T-1st in PPP (18), second in scoring and multi-point games (11) and third in blocked shots in 2019-20.
- Ranked T-5th in assists, ninth in scoring and T-12th in PPA amongst NHL defensemen in 2019-20.
- Played in 600th game with Wild at ANA (3/8/20) - third defenseman and fourth player in team history to reach milestone.
- Played in 1,100th NHL game vs. DAL (12/1/19) - 64th defenseman/195th player in NHL history to reach milestone.
- Set career high with plus-5 rating vs. OTT (11/29/19).
- Has appeared in three NHL All-Star Games: 2017, 2015 and 2012.
- Ranked second in NHL in TOI/game in 2017-18.
- Set a career high and franchise record for assists in a season by a defenseman in 2017-18. Point total tied career best/franchise record for a defenseman.
- Ranked T-6th amongst NHL defensemen in PPA (22, franchise record), T-10th in PPP (23) and T-11th in assists in 2017-18.
- Led team in PPP, ranked second in blocked shots and assists and fourth in scoring in 2017-18.
- Tallied 400th career NHL assist vs. VGK (2/2/18) to become 11th defenseman in NHL history to record 200 assists with two teams.
- Set career highs in goals, PPG and plus/minus rating in 2016-17. Ranked T-1st in NHL in plus/minus rating and third in TOI/game. His plus-34 rating ranks T-1st in franchise history.
- Recorded three points (1-2=3) in 1:59 span of third period vs. ANA (1/21/17) - fastest three points in team history.
- Set career highs in points, shots on goal and blocked shots during 2015-16 season.
- Ranked second in NHL in TOI/game in 2015-16, seventh in assists and T-9th in scoring amongst NHL defensemen.
- Led team in assists, ranked second in blocked shots and shots on goal, third in scoring and T-3rd in plus/minus rating in 2015-16.
- Recorded career-high six hits at COL (10/8/15).
- Led NHL in TOI/game for third straight season in 2014-15.
- Ranked T-1st on team in assists, second in blocked shots and third in PIM in 2014-15.
- Averaged 29:25 in TOI/game in 2013-14 - highest total by a player since 2001-02 (Pronger, 29:28). Skated at least 30 minutes in 37 games.
- Led team in blocked shots, ranked T-1st in plus/minus rating, second in assists and third in shots on goal in 2013-14.
- Recorded first career hat trick vs. WSH (1/4/14) including two PPG in 42 seconds to become first Wild defenseman to record hat trick and score twice in less than a minute.
- Recorded career-best, seven-game assist streak (0-7=7, 12/11-12/23/13) - franchise record by defenseman.
- Skated career high and franchise-record 36:51 at WSH (11/7/13).
- Named to the 2013 NHL First All-Star Team and finalist for James Norris Memorial Trophy (finished second in voting).
- Led NHL in TOI/game and ranked second in assists and third in scoring amongst defensemen in 2012-13.
- Scored first career NHL goal and added an assist at CHI (12/21/05, Khabibulin).
- Notched an assist in NHL debut vs. SJ (10/5/05).
- Ranked second on Wisconsin with a plus-19 rating, third with 93 PIM and led team defensemen with 16 assists during freshmen campaign (2003-04). Named to the 2004 WCHA All-Rookie Team.
- Has completed in 14 international tournaments for the United States.
- Tallied five assists in eight games and named one of the top three players for Team USA at 2019 IIHF World Championship.
- Served as alternate captain at 2016 World Cup of Hockey.
- Served as alternate captain, recorded three assists and led Team USA in TOI/game (23:27) at 2014 Olympics.
- Earned a silver medal at the 2010 Olympics serving as an alternate captain. Led the United States in TOI/game at 22:50, highlighted by a game-high 31:31 played in the Gold Medal Game. Tied for the Olympic tournament lead with plus-9 rating. T-1st on Team USA with four assists.
- Participated in the 2005, 2006, 2007 and 2009 IIHF World Championships.



- Served as captain at the 2005 IIHF World Junior Championship and named to the All-Tournament Team ranking first in scoring amongst defensemen with eight points (1-7=8).
- Helped United States capture its first-ever gold medal at 2004 IIHF World Junior Championship.
- Participated in the 2003 IIHF World Junior Championship and Under-18 IIHF World Championship.
- Won 2002-03 Bob Johnson Award, given annually to the U.S. player who excels in international competition. Won a gold medal at the 2002 IIHF Under-18 and Under-17 IIHF World Championships.

CAREER TRANSACTIONS

- Signed by Minnesota as a free agent, July 4, 2012; Selected by Nashville in the first round (seventh overall) of the 2003 NHL Entry Draft.
- Signed through 2024-25. Becomes an unrestricted free agent 2025-26.

PERSONAL

- Charitable interests include the Ronald McDonald House Charities Upper Midwest, where he serves as an official community ambassador with his wife.
- As the Wild celebrates 20 years this season, one of Ryan's first memories of Minnesota was coming to play in youth hockey tournaments with the Madison Capitals youth team.
- If he could be friends with a fictional character in real life it would be John Dutton from Yellowstone.

SUTER VS. NHL

TEAM	GP	G	A	PTS	+/-	PIM
ANA	57	4	21	25	-7	26
ARI	57	5	17	22	12	32
BOS	20	2	11	13	-2	12
BUF	18	2	14	16	7	8
CAR	21	0	11	11	5	16
CGY	54	5	22	27	15	35
CHI	77	7	38	45	-1	58
CBJ	59	2	30	32	12	44
COL	73	5	35	40	10	36
DAL	60	6	21	27	-3	39
DET	64	4	26	30	-7	37

TEAM	GP	G	A	PTS	+/-	PIM
EDM	52	5	20	25	8	24
FLA	23	2	15	17	7	18
LA	57	1	30	31	4	22
MIN	26	3	7	10	5	26
MTL	19	2	10	12	5	4
NJ	20	2	14	16	-7	8
NSH	34	2	18	20	-2	8
NYI	19	1	10	11	7	4
NYR	19	0	7	7	-6	10
OTT	20	4	9	13	12	10
PHI	20	2	7	9	-3	10

TEAM	GP	G	A	PTS	+/-	PIM
PIT	19	1	8	9	-9	6
SJ	58	4	23	27	-8	36
STL	82	6	32	38	17	34
TB	19	1	7	8	10	14
TOR	20	2	10	12	10	12
VAN	53	6	19	25	16	30
VGK	16	0	5	5	4	4
WAS	21	5	8	13	-6	20
WPG	41	2	9	11	0	24

SUTER'S CAREER STATISTICS

SEASON	TEAM	LEAGUE	GP	G	A	PTS	+/-	PIM	PP	SH	GW	S	%	BS	H	TOI
2004-05	Milwaukee	AHL	63	7	16	23	-	70	-	-	-	-	-	-	-	-
2005-06	NASHVILLE	NHL	71	1	15	16	7	66	0	0	0	84	1.2	86	38	17:21
2006-07	NASHVILLE	NHL	82	8	16	24	10	54	1	0	0	87	9.2	69	45	20:09
2007-08	NASHVILLE	NHL	76	7	24	31	3	71	1	0	1	138	5.1	75	57	20:35
2008-09	NASHVILLE	NHL	82	7	38	45	-16	73	3	0	3	143	4.9	93	87	24:16
2009-10	NASHVILLE	NHL	82	4	33	37	4	48	2	0	1	125	3.2	112	55	23:59
2010-11	NASHVILLE	NHL	70	4	35	39	20	54	1	0	1	115	3.5	84	64	25:12
2011-12	NASHVILLE	NHL	79	7	39	46	15	30	3	1	1	134	5.2	116	46	26:30
2012-13	MINNESOTA	NHL	48	4	28	32	2	24	3	0	1	91	4.4	74	33	27:16
2013-14	MINNESOTA	NHL	82	8	35	43	15	34	3	0	0	150	5.3	132	72	29:25
2014-15	MINNESOTA	NHL	77	2	36	38	7	48	1	0	1	150	1.3	127	69	29:04
2015-16	MINNESOTA	NHL	82	8	43	51	10	30	3	1	2	188	4.3	142	69	28:36
2016-17	MINNESOTA	NHL	82	9	31	40	34	36	4	1	1	165	5.5	105	72	26:55
2017-18	MINNESOTA	NHL	78	6	45	51	-1	34	1	0	2	149	4.0	138	78	26:47
2018-19	MINNESOTA	NHL	82	7	40	47	-8	41	3	1	2	136	5.1	109	78	26:42
2019-20	MINNESOTA	NHL	69	8	40	48	-6	12	2	0	2	111	7.2	93	48	24:38
2020-21	MINNESOTA	NHL	56	3	16	19	9	12	1	0	0	86	3.5	65	38	22:11
WILD TOTALS			656	55	314	369	62	271	21	3	11	1,225	4.5	985	557	27:02
NHL TOTALS			1,198	93	514	607	105	667	32	4	18	2,051	4.5	1,620	950	25:02

SUTER'S CAREER PLAYOFF STATISTICS

SEASON	TEAM	LEAGUE	GP	G	A	PTS	+/-	PIM	PP	SH	GW	S	%	BS	H	TOI
2006-07	NASHVILLE	NHL	5	1	0	1	0	8	0	0	0	9	11.1	6	3	23:09
2007-08	NASHVILLE	NHL	6	1	1	2	-2	4	0	0	0	6	16.7	6	5	21:12
2009-10	NASHVILLE	NHL	6	0	0	0	-1	0	0	0	0	16	0.0	9	11	24:09
2010-11	NASHVILLE	NHL	12	1	5	6	2	6	0	0	0	23	4.3	21	21	28:51
2011-12	NASHVILLE	NHL	10	1	3	4	-3	4	1	0	0	30	3.3	14	12	28:50
2012-13	MINNESOTA	NHL	5	0	0	0	-5	4	0	0	0	5	0.0	10	10	31:37
2013-14	MINNESOTA	NHL	13	1	6	7	-5	4	1	0	0	29	3.4	28	25	29:13
2014-15	MINNESOTA	NHL	10	0	3	3	-8	0	0	0	0	13	0.0	20	15	26:59
2015-16	MINNESOTA	NHL	6	0	3	3	3	4	0	0	0	10	0.0	14	10	29:17
2016-17	MINNESOTA	NHL	5	1	2	3	-3	10	1	0	0	15	6.7	7	6	29:06
2017-18	MINNESOTA	NHL														
2019-20	MINNESOTA	NHL	3	0	1	1	1	0	0	0	0	3	0.0	2	5	23:27
WILD TOTALS			42	2	15	17	-17	22	2	0	0	75	2.7	81	71	28:33
NHL TOTALS			81	6	24	30	-21	44	3	0	0	159	3.8	137	123	27:26

SUTER'S CAREER PLAYOFF HIGHLIGHTS

Goals, Game: 1 - six times

Assists, Game: 2 - four times

Points, Game: 2 - seven times

PIM, Game: 4 - three times

+/-, Game: 4 - at DAL, 4/22/16

Shots, Game: 7 - at STL, 4/16/17

TOI, Game: 42:01 - at VAN, 4/30/11

Goal Streak: None


Assist Streak: 2g - five times

Point Streak: 2g - six times



RYAN SUTER

No 20



No 33

CAM TALBOT

GOALTENDER

Catches: Left

Ht: 6-4 • Wt: 193

Born: 7/5/87

Caledonia, Ontario, CAN



2020-21 HIGHLIGHTS

- Went 8-2-3 in last 13 starts.
- Posted a 15-4-4 record with a 2.53 GAA, a .918 SV% and two shutouts in last 23 starts.
- Went 12-2-2 with a 2.50 GAA, a .912 SV% and two shutouts in 17 home starts.
- Recorded season-best, five-game win streak 1.80 GAA, .943 SV% (4/14-4/23) and seven-game point streak (6-0-1, 4/7-4/23).
- Named NHL Second Star of Week (4/26).
- Went 5-0-1 with a 1.46 GAA, a .954 SV% and one shutout (3/22-4/3).
- Made 37 saves in 2-0 win vs. STL (3/25).
- Stopped all 25 shots faced in 4-0 win vs. ARI (3/12).

PLAYOFFS

- Fourth trip to Stanley Cup Playoffs.
- Ranked T-2nd in the NHL in shutouts during the 2020 playoffs.
- Made 57 saves in 5-4 overtime loss in Game 4 of Western Conference Quarterfinal vs. DAL (8/16/20) - second most saves in a playoff game in Flames franchise history.
- Stopped all 35 shots in 2-0 win in Game 3 of Western Conference Quarterfinal vs. DAL (8/14/20).
- Recorded series-clinching 4-0 win in Game 4 of Qualifying Round at WPG (8/6/20).
- Set Oilers playoff record with 60 saves in a 4-3 double overtime loss in Game 5 of Western Conference Semifinal at ANA (5/5/17).
- Stopped all 16 shots faced to earn first career playoff shutout in 2-0 win in Game 2 of Western Conference Quarterfinal vs. SJ (4/14/17).

CAREER

- Started 300th career NHL game and stopped 32-of-34 shots faced in a 3-2 win to earn 150th career NHL victory vs. ARI (3/6/20).
- Made 44 saves in a 6-0 win at ANA (2/13/20) to set Flames franchise record for most saves in a shutout.
- Posted 20th career NHL shutout stopping all 39 shots faced in a 4-0 win at ANA (1/6/19).
- Ranked T-10th in the NHL in wins in 2017-18.
- Started career-high 17 straight games (8-7-1, 12/16-1/25/18).
- Recorded career-high, seven-game win streak (11/22-12/23/17).
- Posted 100th career NHL win vs. NJ (11/3/17).
- Led the NHL in games played, minutes played (4,294) and saves (1,946) and ranked T-1st in wins in 2016-17.
- Finished fourth in Vezina Trophy voting in 2016-17.
- Set career highs in wins, shutouts, minutes played, and saves during the 2016-17 season.
- Won a gold medal with Team Canada at the 2016 IIHF World Hockey Championship posting a 7-1-0 record with a 1.25 GAA, a .940 SV% and four shutouts in eight games.
- Ranked fourth in the NHL in GAA and SV% and T-8th in shutouts in 2014-15.
- Received the Rangers Steven McDonald Extra Effort Award in 2014-15.
- Became the second Rangers goaltender in franchise history to post at least six shutouts in his first 26 career NHL games in 2014-15.
- Posted two shutouts during career-high 165:27 shutout streak (11/7-11/25/13).
- Recorded his first career NHL win stopping 32-of-34 shots faced in a 3-2 victory at DET (10/26/13).
- Made 25 saves in a 2-1 loss at PHI (10/24/13) in his NHL debut.
- Made 42 saves to record a 3-0 shutout win in first career professional playoff start in Game One of Eastern Conference Quarterfinal at Bridgeport (4/19/12).
- Made 41 saves in 3-0 win at Providence (10/17/10) to become first Whale/Wolf Pack goaltender in franchise history to post a shutout in first professional start.
- Set University of Alabama-Huntsville school records for games played, minutes played (1961:55) and saves (1,041) in 2009-10.
- Ranked sixth in the NCAA in SV% in 2009-10.
- Led CHA goaltenders in SV% and ranked second in GAA and wins in 2009-10.
- Named the 2010 College Hockey America (CHA) tournament MVP and selected to the CHA All-Tournament Team after backstopping Alabama-Huntsville to their second CHA tournament championship.

CAREER TRANSACTIONS

- Signed by Minnesota as a free agent, Oct. 9, 2020; Signed by Calgary as a free agent, July 1, 2019; Acquired by Philadelphia from Edmonton in exchange for Anthony Stolarz, Feb. 15, 2019; Acquired by Edmonton along with a seventh-round selection (Ziyat Paigin) in the 2015 NHL Entry Draft from the New York Rangers in exchange for a second-round (Jonas Siegenthaler), third-round (Sergei Zborovskiy) and seventh-round (Adam Huska) selection in the 2015 NHL Entry Draft, June 27, 2015; signed by New York Rangers as a free agent, March 30, 2010.
- Signed through 2022-23. Becomes an unrestricted free agent 2023-24.

PERSONAL

- Wife, Kelly, and twins: daughter, Sloane and son, Landon.
- Charitable interests include hospital visits, Ronald McDonald House, youth hockey and walk for animals.
- He hopes teleportation will be invented in the next 20 years.
- His hometown of Caledonia, Ontario is most known for the Grand River running through it.

TALBOT VS. NHL

TEAM	GP	W-L-OT	GAA	SHO	SV%	TEAM	GP	W-L-OT	GAA	SHO	SV%	TEAM	GP	W-L-OT	GAA	SHO	SV%
ANA	21	12-7-2	2.08	3	0.932	EDM	4	2-1-0	2.16	1	0.936	PIT	6	0-3-3	3.13	0	0.904
ARI	23	15-6-1	2.17	1	0.931	FLA	10	7-3-0	2.48	1	0.925	SJ	17	6-7-3	3.27	0	0.889
BOS	10	6-4-0	2.81	0	0.914	LA	22	11-9-0	2.69	1	0.915	STL	18	7-6-4	2.86	1	0.905
BUF	4	1-2-1	4.37	0	0.854	MIN	15	7-7-1	2.28	0	0.929	TB	4	2-1-0	2.35	0	0.917
CAR	8	5-2-0	2.07	2	0.929	MTL	7	4-2-1	1.63	2	0.940	TOR	8	4-2-1	2.80	0	0.905
CGY	13	8-4-0	2.45	2	0.918	NJ	8	6-2-0	2.34	0	0.911	VAN	16	8-2-4	1.78	3	0.939
CHI	15	7-7-1	2.42	2	0.924	NSH	12	2-9-1	2.46	1	0.915	VGK	12	6-4-2	3.54	0	0.889
CBJ	9	4-4-0	2.90	0	0.902	NYI	11	7-2-0	2.52	0	0.921	WAS	12	3-7-0	2.77	0	0.907
COL	12	6-5-0	3.46	0	0.892	NYR	6	2-4-0	2.87	0	0.903	WPG	11	6-4-1	3.10	1	0.914
DAL	10	3-6-1	3.64	0	0.878	OTT	7	4-3-0	2.10	0	0.928						
DET	8	4-2-2	2.60	0	0.913	PHI	8	4-3-0	1.88	3	0.940						

TALBOT'S CAREER STATISTICS

SEASON	TEAM	LEAGUE	GP	W	L	OT	GA	GAA	SV	SV%	SO	MIN
2007-08	U. of Alabama-Hunts	CHA	13	1	10	0	45	4.63	277	0.860	0	583
2008-09	U. of Alabama-Hunts	CHA	24	2	16	3	65	2.95	635	0.907	1	1,320
2009-10	Hartford	AHL	1	0	0	0	3	9.70	8	0.727	0	19
	U. of Alabama-Hunts	CHA	33	12	18	3	85	2.61	1,042	0.925	1	1,958
2010-11	Hartford	AHL	22	11	9	2	62	2.84	570	0.902	2	1,308
	Greenville	ECHL	2	1	0	1	5	2.46	58	0.921	0	122
2011-12	Connecticut	AHL	33	14	15	1	81	2.61	854	0.913	4	1,865
2012-13	Connecticut	AHL	55	25	28	1	136	2.63	1,532	0.918	2	3,105
2013-14	N.Y. RANGERS	NHL	21	12	6	1	33	1.64	527	0.941	3	1,211
	Hartford	AHL	5	4	0	1	13	2.49	158	0.924	0	314
2014-15	N.Y. RANGERS	NHL	36	21	9	4	77	2.21	961	0.926	5	2,095
2015-16	EDMONTON	NHL	56	21	27	5	137	2.55	1,511	0.917	3	3,223
2016-17	EDMONTON	NHL	73	42	22	8	171	2.39	1,946	0.919	7	4,294
2017-18	EDMONTON	NHL	67	31	31	3	188	3.02	1,848	0.908	1	3,730
2018-19	EDMONTON	NHL	31	10	15	3	95	3.36	793	0.893	1	1,695
	PHILADELPHIA	NHL	4	1	2	0	13	3.70	96	0.881	0	211
2019-20	CALGARY	NHL	26	12	10	1	63	2.63	717	0.919	2	1,435
2020-21	MINNESOTA	NHL	33	19	8	5	86	2.63	922	0.915	2	1,961
WILD TOTALS			33	19	8	5	86	2.63	922	0.915	2	1,961
NHL TOTALS			347	169	130	30	863	2.61	9,321	0.915	24	19,855

TALBOT'S CAREER PLAYOFF STATISTICS

SEASON	TEAM	LEAGUE	GP	W	L	GA	GAA	SV	SV%	SO	MIN
2010-11	Hartford	AHL	1	0	1	2	3.13	22	0.917	0	38
2011-12	Hartford	AHL	9	5	4	20	2.10	327	0.939	2	571
2013-14	N.Y. RANGERS	NHL	2	0	1	2	2.59	11	0.846	0	46
2016-17	EDMONTON	NHL	12	7	6	33	2.48	404	0.924	2	799
2019-20	CALGARY	NHL	10	5	4	24	2.42	292	0.924	2	596
NHL TOTALS			25	12	11	59	2.46	707	0.923	4	1,441

TALBOT'S CAREER PLAYOFF HIGHLIGHTS

Saves, Game: 60 – at ANA, 5/5/17

Shots Faced, Game: 64 – at ANA, 5/5/17

Goals Allowed, Game: 6 – vs. ANA, 4/30/17

Consecutive Starts: 13g – 4/12-5/10/17

Winning Streak: 4g – 4/20-4/28/17


Losing Streak: 3g – 4/30-5/5/17

Shutouts: 4 – last, 8/14/20 vs. WPG



CAM TALBOT

No 33



2020-21 HIGHLIGHTS

- Ranked T-2nd on team in assists, third in scoring and T-4th in goals.
- Recorded six points (1-5=6) in last six games played and 12 points (5-7=12) in last 16 contests.
- Tallied three-game goal streak (4-1=5, 4/14-4/17).
- Recorded career-high two PPG vs. ARI (4/14).
- Skated in 600th career NHL game at VGK (4/1).
- Notched three assists vs. ARI (3/12).
- Tallied six-game point/assist streak (3-8=11, 2/18-2/27) - tied career best assist streak.
- Recorded three consecutive multi-point games and scored Wild's first goal in each game (3-5=8, 2/20-2/24).
- Notched 400th career NHL point at COL (2/24).
- Tied career high with four points (1-3=4) at SJ (2/22) - 10th player in team history to register four-plus points.

PLAYOFFS

- Ninth trip to Stanley Cup Playoffs.
- Ranked T-1st on the team in scoring, second in takeaways (10), T-2nd in assists and T-3rd in goals during 2018 playoffs.
- Tied for the team lead in goals and takeaways (10), ranked T-2nd in points and fourth in TOI/game during 2017 playoffs.
- Recorded two goals, including GWG in Game 6 of Eastern Conference Quarterfinal vs. MTL (4/22/17) for first career multi-goal playoff game.
- Registered first career Stanley Cup Playoff GWG in Game 2 of Eastern Conference Quarterfinal at PIT (4/16/16).
- Ranked second amongst NHL forwards in blocked shots during 2014 playoffs. Ranked T-2nd on team (T-8th in NHL) in plus/minus rating.
- Established career highs in games played, goals, assists, points, plus-minus rating and shots on goal during 2014 playoffs.
- Tallied three assists in Game 5 of Eastern Conference Semifinal at PIT (5/9/14) and three points (1-2=3) in Game 1 of Eastern Conference Final at MTL (5/17/14).
- Ranked second on team in assists and scoring during 2013 playoffs.
- Recorded first career Stanley Cup Playoff goal in Game 7 of Eastern Conference Quarterfinal at WSH (5/13/13, Holtby).
- Made Stanley Cup Playoff debut in Game 1 of the Eastern Conference Quarterfinal at WSH (4/13/11).

CAREER

- All-time leader in games played, goals, assists and points by a Norwegian-born player in NHL history.
- Ranks T-7th in the NHL in shootout goals since entering the league in 2010.
- Notched career high 16 PPA and ranked T-6th in the NHL with four shootout goals in 2017-18.
- Led team in assists, points, PPA, takeaways (69) and shootout goals, ranked T-2nd in PPP (17) and third in shots on goal in 2017-18. Led team forwards in TOI/game.
- Registered 200th career NHL assist vs. NYI (1/13/18).
- Recorded a power play assist on overtime goal in 2018 Bridgestone NHL Winter Classic vs. BUF (1/1/18).
- Tallied career-high four points (1-3=4) at TOR (10/7/17).
- Established career-highs in assists, takeaways (70) and shots on goal in 2016-17. Ranked T-5th in the NHL in shootout goals (4), seventh in takeaways and T-7th in even strength assists (35).
- Led team in assists, points, takeaways and shootout goals (4) in 2016-17.
- Recorded career-highs in games played, goals, points, PPG and PPP (18) in 2015-16.
- Led team in points, shootout goals (3) and game-deciding goals (2), ranked second in goals, assists, PPG and takeaways (59) and T-2nd in even strength goals (19) in 2015-16.
- Finalist for 2016 Bill Masterton Memorial Trophy.
- Registered first career NHL hat trick in 3-1 win vs. TOR (10/30/15, Bernier).
- Notched a career-best plus/minus rating in 2014-15.
- Recorded a career-high, seven-game point streak (4-5=9, 1/31-2/12/15).
- Tallied three points (1-2=3) including GWG in third period of a 5-4 win vs. MIN (10/27/14).
- Led team in scoring, ranked T-1st in assists and shootout goals (3), third in goals, T-3rd in GWG and plus/minus rating and fourth in PPP (17) in 2013-14.
- Registered two points (1-1=2) and a plus-2 rating for the Eastern Conference at the 2012 AHL All-Star Game.
- Ranked T-2nd in the NHL in game-deciding goals (3) and T-5th in shootout goals (5) in 2010-11.
- Registered two points (1-1=2) including GWG in overtime for first career NHL goal vs. CAR (1/5/11, Ward).
- Recorded first career NHL point (assist) in second career NHL game vs. NYI (12/27/10).
- Tallied a shootout goal and 17:52 of ice time in NHL debut vs. TB (12/23/10). Became seventh Norwegian to play in the NHL.
- Led the Swedish Hockey League in scoring in 2009-10 and captured the Guldhjälmen award as the league's Most Valuable Player.
- Has represented Norway in 10 international tournaments including the 2014 and 2010 Winter Olympics.
- Registered four points (1-3=4) in six games to help Team Europe finish as the runner-up at the 2016 World Cup of Hockey. Ranked T-1st on Team Europe in scoring and plus/minus rating and T-5th in the tournament in assists and points.
- Tallied five points (2-3=5) in three games to help Norway qualify for the 2018 Winter Olympics.
- Played for Norway at the 2016, 2010, 2009 and 2008 IIHF World Championships, the 2007 (Div. 1) and 2006 IIHF World Junior Championships and the 2005 (Div. 1) and 2004 IIHF World Under-18 Championships.
- Registered three points (1-2=3) in seven games for Norway at the 2016 IIHF World Championship.
- Skated in three games at the 2014 Winter Olympics and led team forwards in TOI/game (22:25).
- Ranked third on team in scoring at 2010 Winter Olympics.
- Led Norway with three goals in six games at the 2009 IIHF World Championship.



- Ranked T-6th in scoring at the 2007 IIHF World Junior Championship (Div. 1) with seven points (2-5=7) in five games.
- Helped Norway capture gold medal at 2005 IIHF World Under-18 Championship (Div. 1).
- Made international debut with Norway at 2004 IIHF World Championship in Belarus and recorded five points (2-3=5) in five contests.

CAREER TRANSACTIONS

- Signed by Minnesota as a free agent, July 1, 2010; Acquired by Dallas from the New York Rangers in exchange for a 2019 second-round selection (Matthew Robertson) and a 2020 third-round selection, March 23, 2019; Signed by New York Rangers as a free agent, May 26, 2010.
- Signed through 2023-24 season. Becomes an unrestricted free agent 2024-25.

PERSONAL

- Established The Zuccarello Foundation in 2016 to assist and help grow Norwegian grass root and youth hockey throughout the country.
- Lists David Beckham as one athlete he would like to interview.
- If he could be friends with a fictional character in real life it would be Iron Man.
- If he had to team up with a fellow Wild player for a competitive reality show like the "Amazing Race", he would pick Joel Eriksson Ek because Joel has great conditioning.

ZUCCARELLO VS. NHL

TEAM	GP	G	A	PTS	+/-	PIM	TEAM	GP	G	A	PTS	+/-	PIM	TEAM	GP	G	A	PTS	+/-	PIM
ANA	23	6	12	18	10	8	EDM	14	4	11	15	11	2	PIT	31	6	14	20	-2	14
ARI	22	5	15	20	2	0	FLA	23	13	11	24	6	4	SJ	22	7	14	21	9	0
BOS	18	3	8	11	-1	8	LA	21	3	10	13	3	4	STL	21	7	5	12	-5	11
BUF	22	5	11	16	1	6	MIN	12	2	8	10	5	0	TB	21	6	8	14	3	16
CAR	33	8	22	30	12	10	MTL	21	1	5	6	-3	10	TOR	19	10	12	22	10	2
CGY	14	2	3	5	-1	6	NY	28	6	14	20	13	10	VAN	14	4	8	12	4	4
CHI	14	3	5	8	0	6	NSH	15	0	8	8	-1	10	VGK	13	2	5	7	-4	4
CBJ	25	6	6	12	-13	14	NYI	32	4	11	15	-21	12	WAS	24	2	8	10	-2	10
COL	21	5	13	18	0	14	NYR	2	0	0	0	-1	0	WPG	17	5	4	9	-9	16
DAL	15	2	8	10	2	6	OTT	16	5	9	14	9	12							
DET	18	4	7	11	1	8	PHI	27	4	12	16	2	14							

ZUCCARELLO'S CAREER STATISTICS

SEASON	TEAM	LEAGUE	GP	G	A	PTS	+/-	PIM	PP	SH	GW	S	S%	BS	H	TOI	FO%
2008-09	MODO	Sweden	35	12	28	40	10	38	-	-	-	-	-	-	-	-	-
2009-10	MODO	Sweden	55	23	41	64	6	62	-	-	-	-	-	-	-	-	-
2010-11	NEW YORK	NHL	42	6	17	23	3	4	0	0	2	74	8.1	19	56	14:10	53.3
	Hartford/CT	AHL	36	13	16	29	2	16	3	0	2	107	12.1	-	-	-	-
2011-12	NEW YORK	NHL	10	2	1	3	0	6	1	0	1	10	20.0	3	8	10:03	-
	Connecticut	AHL	37	12	24	36	5	22	5	0	1	92	13.0	-	-	-	-
2012-13	NEW YORK	NHL	15	3	5	8	10	8	0	0	0	27	11.1	15	27	16:25	0.0
	Magnitogorsk	KHL	44	11	17	28	-	30	-	-	-	-	-	-	-	-	-
2013-14	NEW YORK	NHL	77	19	40	59	11	32	4	1	4	170	11.2	41	116	17:08	37.5
2014-15	NEW YORK	NHL	78	15	34	49	17	45	0	0	3	154	9.7	42	120	17:16	43.2
2015-16	NEW YORK	NHL	81	26	35	61	2	34	7	0	4	166	15.7	69	88	18:29	45.5
2016-17	NEW YORK	NHL	80	15	44	59	15	26	5	0	3	189	7.9	52	85	18:50	46.2
2017-18	NEW YORK	NHL	80	16	37	53	-10	36	1	0	3	178	9.0	67	62	18:55	26.3
2018-19	NEW YORK	NHL	46	11	26	37	-11	24	3	0	1	99	11.1	42	57	20:01	33.3
	DALLAS	NHL	2	1	2	3	3	0	0	0	0	5	20.0	1	0	15:59	-
2019-20	MINNESOTA	NHL	65	15	22	37	-9	18	3	0	2	96	15.6	36	13	15:56	64.3
2020-21	MINNESOTA	NHL	42	11	24	35	9	8	3	0	0	74	14.9	19	12	16:41	34.4
WILD TOTALS			107	26	46	72	0	26	6	0	2	170	15.3	55	25	16:14	43.5
NHL TOTALS			618	140	287	427	40	241	27	1	23	1,242	11.3	406	644	17:30	36.5

ZUCCARELLO'S CAREER PLAYOFF STATISTICS

SEASON	TEAM	LEAGUE	GP	G	A	PTS	+/-	PIM	PP	SH	GW	S	S%	BS	H	TOI	FO%
2010-11	NEW YORK	NHL	1	0	0	0	0	2	0	0	0	1	0.0	0	0	7:34	-
	Connecticut	AHL	2	1	1	2	1	4	0	0	0	1	100	-	-	-	-
2012-13	NEW YORK	NHL	12	1	6	7	-2	4	0	0	0	22	4.5	7	22	16:22	0.0
2013-14	NEW YORK	NHL	25	5	8	13	7	20	0	0	0	54	9.3	28	54	17:41	33.3
2014-15	NEW YORK	NHL	5	0	2	2	1	0	0	0	0	13	0.0	4	10	14:35	0.0
2015-16	NEW YORK	NHL	5	1	1	2	-2	4	0	0	1	12	8.3	3	12	18:21	50.0
2016-17	NEW YORK	NHL	12	4	3	7	0	16	1	0	1	25	16.0	10	31	20:33	0.0
2018-19	DALLAS	NHL	13	4	7	11	2	6	1	0	1	22	18.2	10	10	17:07	-
2019-20	MINNESOTA	NHL	4	0	1	1	-1	0	0	0	0	3	0.0	2	4	14:07	0.0
WILD TOTALS			4	0	1	1	-1	0	0	0	0	3	0.0	2	4	14:07	0.0
NHL TOTALS			77	15	28	43	5	52	2	0	3	152	9.9	64	143	17:21	20.0

ZUCCARELLO'S PLAYOFF CAREER PLAYOFF HIGHLIGHTS

Goals, Game: 2 - vs. MTL, 4/22/17
Assists, Game: 3 - at PIT, 5/9/14
Points, Game: 3 - two times
PIM, Game: 10 - at COL, 1/4/19

+/-, Game: 2 - eight times
Shots, Game: 7 - at PIT, 4/23/16
TOI, Game: 27:13 - at OTT, 4/29/17
Goal Streak: 2g - 4/15-4/17/19

Assist Streak: 4g - 4/25-5/1/19
Point Streak: 4g - 4/25-5/1/19



MATS ZUCCARELLO

NO 36



PLAYERS GAME-BY-GAME

#27 NICK BJUGSTAD

OPP.	DATE	G	A	P	+/-	PIM	SOG	TOI
@ LA	1/14	0	0	0	0	0	1	13:27
@ LA	1/16	0	0	0	-1	2	3	10:12
@ ANA	1/18	0	0	0	0	2	1	12:31
@ ANA	1/20	0	0	0	0	0	2	10:19
SJ	1/22	0	1	1	0	0	2	12:47
SJ	1/24	1	0	1	2	2	1	11:06
LA	1/26	0	0	0	0	0	3	14:03
LA	1/28	1	0	1	2	2	4	13:33
COL	1/30	0	0	0	0	0	0	14:24
COL	1/31	0	0	0	-1	0	5	14:38
@ COL	2/2	0	0	0	-1	0	2	14:39
@ LA	2/16	0	0	0	-1	2	2	11:58
@ ANA	2/18	0	0	0	0	0	2	9:55
@ ANA	2/20	0	0	0	0	0	3	12:30
@ SJ	2/22	0	0	0	0	0	4	10:35
@ COL	2/24	0	1	1	2	0	0	11:43
LA	2/26	1	0	1	1	0	2	9:00
LA	2/27	0	1	1	1	2	2	9:00
@ VGK	3/1	0	0	0	0	0	1	9:16
@ VGK	3/3	0	0	0	0	0	1	11:59
@ ARI	3/5	1	0	1	2	0	1	13:04
@ ARI	3/6	0	1	1	1	0	5	13:15
VGK	3/8	0	0	0	0	0	2	12:52
VGK	3/10	0	1	1	0	0	2	13:23
ARI	3/12	0	1	1	1	0	1	15:01
ARI	3/14	0	1	1	1	0	0	14:39
ARI	3/16	0	0	0	0	0	0	13:12
@ COL	3/18	0	0	0	-1	0	1	15:54
@ COL	3/20	0	0	0	0	0	2	15:10
ANA	3/22	1	0	1	1	0	3	12:18
ANA	3/24	0	1	1	1	0	3	15:01
STL	3/25	0	0	0	0	0	0	9:55
@ SJ	3/29	0	0	0	-1	0	1	11:05
@ SJ	3/31	0	0	0	0	0	0	7:59
@ VGK	4/1	0	0	0	-1	0	2	6:19
@ VGK	4/3	0	0	0	-1	0	3	11:57
COL	4/5	1	1	2	0	5	1	10:55
COL	4/7	DID NOT PLAY - UPPER BODY						
@ STL	4/9	DID NOT PLAY - UPPER BODY						
@ STL	4/10	DID NOT PLAY - UPPER BODY						
ARI	4/14	DID NOT PLAY - UPPER BODY						
SJ	4/16	DID NOT PLAY - UPPER BODY						
SJ	4/17	DID NOT PLAY - UPPER BODY						
@ ARI	4/19	DID NOT PLAY - UPPER BODY						
@ ARI	4/21	DID NOT PLAY - UPPER BODY						
@ LA	4/23	HEALTHY SCRATCH						
@ SJ	4/24	HEALTHY SCRATCH						
STL	4/28	HEALTHY SCRATCH						
STL	4/29	HEALTHY SCRATCH						
STL	5/1	0	0	0	0	0	2	10:11
VGK	5/3	0	0	0	0	0	1	8:44
VGK	5/5	0	0	0	0	0	3	7:26
ANA	5/7	0	1	1	0	0	2	10:26
ANA	5/8	0	0	0	1	0	0	10:18
@ STL	5/12	0	0	0	-1	0	1	10:09
@ STL	5/13	0	1	1	0	0	1	12:52
TOTALS		44	6	11	17	7	78	11:49

#13 NICK BONINO

OPP.	DATE	G	A	P	+/-	PIM	SOG	TOI
@ LA	1/14	0	0	0	-1	0	1	18:13
@ LA	1/16	0	0	0	2	0	1	17:36
@ ANA	1/18	0	0	0	0	0	1	17:39
@ ANA	1/20	1	0	1	-2	0	5	20:06
SJ	1/22	0	0	0	1	2	1	19:12
SJ	1/24	0	0	0	-3	0	4	19:01
LA	1/26	0	0	0	-1	0	2	14:03
LA	1/28	0	1	1	0	0	1	19:04
COL	1/30	0	0	0	-1	0	1	14:09
COL	1/31	0	0	0	0	2	1	16:17
@ COL	2/2	0	0	0	-1	0	1	10:35
@ LA	2/16	DID NOT PLAY - COVID-PROTOCOL						
@ ANA	2/18	0	1	1	1	0	0	12:02
@ ANA	2/20	0	0	0	0	0	0	12:21
@ SJ	2/22	0	0	0	0	0	2	13:42
@ COL	2/24	0	1	1	2	0	0	14:29
LA	2/26	0	0	0	1	0	4	12:20
LA	2/27	0	0	0	1	0	1	11:58
@ VGK	3/1	1	0	1	0	0	1	13:28
@ VGK	3/3	0	0	0	-2	0	1	15:05
@ ARI	3/5	0	0	0	0	0	0	12:37
@ ARI	3/6	0	0	0	0	0	0	10:07
VGK	3/8	0	0	0	0	0	0	11:41
VGK	3/10	0	0	0	0	0	3	12:50
ARI	3/12	0	0	0	0	0	0	12:43
ARI	3/14	1	0	1	0	4	2	10:02
ARI	3/16	0	1	1	1	0	1	13:09
@ COL	3/18	0	0	0	-1	0	2	12:11
@ COL	3/20	0	0	0	0	0	0	13:55
ANA	3/22	0	0	0	1	0	1	10:33
ANA	3/24	0	0	0	1	2	2	14:51
STL	3/25	0	0	0	0	0	0	15:38
@ SJ	3/29	1	0	1	-1	0	2	16:51
@ SJ	3/31	0	0	0	-1	0	1	15:25
@ VGK	4/1	0	0	0	-1	2	0	18:36
@ VGK	4/3	0	0	0	0	0	3	15:34
COL	4/5	0	0	0	0	14	2	20:46
COL	4/7	0	1	1	1	0	1	17:33
@ STL	4/9	0	0	0	-3	0	0	14:18
@ STL	4/10	0	0	0	-1	0	0	17:00
ARI	4/14	1	2	3	2	0	2	17:42
SJ	4/16	1	1	2	1	0	2	16:44
SJ	4/17	0	1	1	2	0	1	19:42
@ ARI	4/19	0	2	2	1	0	2	16:03
@ ARI	4/21	0	0	0	2	0	1	13:30
@ LA	4/23	0	1	1	0	0	0	14:55
@ SJ	4/24	1	1	2	1	0	2	14:41
STL	4/28	0	0	0	-1	0	0	15:04
STL	4/29	0	0	0	-2	0	0	7:45
STL	5/1	0	0	0	0	0	1	13:04
VGK	5/3	2	1	3	1	0	2	16:44
VGK	5/5	0	0	0	0	0	2	14:58
ANA	5/7	0	1	1	0	0	0	14:36
ANA	5/8	1	0	1	1	0	1	15:24
@ STL	5/12	0	0	0	-1	0	1	12:21
@ STL	5/13	0	1	1	0	0	1	16:11
TOTALS		55	10	16	26	0	66	14:51

#25 JONAS BRODIN

OPP.	DATE	G	A	P	+/-	PIM	SOG	TOI
@ LA	1/14	1	0	1	1	2	2	25:25
@ LA	1/16	0	1	1	-1	0	1	27:03
@ ANA	1/18	0	0	0	-1	0	2	20:26
@ ANA	1/20	0	0	0	0	0	3	23:53
SJ	1/22	0	0	0	0	3	0	19:40
SJ	1/24	0	0	0	-1	0	2	20:23
LA	1/26	0	0	0	-1	0	0	22:53
LA	1/28	0	2	2	2	0	4	25:01
COL	1/30	0	1	1	-1	0	4	24:43
COL	1/31	1	0	1	1	2	3	22:09
@ COL	2/2	0	0	0	0	0	4	23:21
@ LA	2/16	DID NOT PLAY - COVID-PROTOCOL						
@ ANA	2/18	DID NOT PLAY - COVID-PROTOCOL						
@ ANA	2/20	0	0	0	1	0	2	20:30
@ SJ	2/22	1	0	1	-1	0	3	22:00
@ COL	2/24	0	0	0	3	0	1	24:00
LA	2/26	0	1	1	2	0	2	22:39
LA	2/27	0	0	0	-1	0	1	24:27
@ VGK	3/1	0	2	2	3	0	2	24:27
@ VGK	3/3	0	0	0	-2	0	2	22:09
@ ARI	3/5	0	1	1	1	0	1	20:07
@ ARI	3/6	0	0	0	1	0	1	24:59
VGK	3/8	1	0	1	2	0	2	23:35
VGK	3/10	0	0	0	-2	0	0	22:58
ARI	3/12	1	0	1	1	0	3	23:14
ARI	3/14	0	1	1	1	0	0	19:57
ARI	3/16	0	0	0	0	2	1	20:56
@ COL	3/18	0	0	0	-3	0	4	22:50
@ COL	3/20	0	0	0	-3	0	2	21:58
ANA	3/22	0	0	0	1	0	0	20:52
ANA	3/24	0	0	0	0	0	1	21:36
STL	3/25	0	1	1	1	2	0	23:30
@ SJ	3/29	0	0	0	0	0	2	23:51
@ SJ	3/31	0	0	0	-1	0	1	22:52
@ VGK	4/1	0	1	1	0	0	0	24:30
@ VGK	4/3	0	0	0	0	0	2	23:03
COL	4/5	0	0	0	-2	0	1	20:32
COL	4/7	0	0	0	1	0	1	21:26
@ STL	4/9	0	0	0	-3	0	1	21:55
@ STL	4/10	0	0	0	-1	0	1	22:14
ARI	4/14	0	0	0	1	2	2	20:05
SJ	4/16	0	0	0	2	0	1	23:08
SJ	4/17	0	1	1	0	0	1	20:25
@ ARI	4/19	1	0	1	1	0	1	21:12
@ ARI	4/21	0	0	0	1	0	1	23:02
@ LA	4/23	0	0	0	0	2	1	22:57
@ SJ	4/24	0	0	0	0	0	0	21:39
STL	4/28	1	0	1	-1	0	2	21:21
STL	4/29	0	0	0	1	0	1	24:40
STL	5/1	1	1	2	3	0	1	23:43
VGK	5/3	1	1	2	-1	0	2	23:29
VGK	5/5	0	0	0	-2	0	2	20:59
ANA	5/7	0	0	0	-3	0	2	17:40
ANA	5/8	0	0	0	1	2	1	22:00
@ STL	5/12	0	0	0	-2	0	3	20:37
@ STL	5/13	HEALTHY SCRATCH						
TOTALS		53	9	14	23	2	79	22:26

#28 IAN GOLF

OPP.	DATE	G	A	P	+/-	PIM	SOG	TOI
@ LA	1/14	PLAYED FOR AVALANCHE						
@ LA	1/16	PLAYED FOR AVALANCHE						
@ ANA	1/18	PLAYED FOR AVALANCHE						
@ ANA	1/20	0	0	0	1	0	0	17:08
SJ	1/22	0	0	0	3	0	0	18:15
SJ	1/24	0	0	0	0	0	1	17:36
LA	1/26	0	0	0	0	2	1	14:42
LA	1/28	0	1	1	1	0	0	17:55
COL	1/30	0	0	0	-1	0	0	17:53
COL	1/31	0	0	0	0	0	0	17:16
@ COL	2/2	0	0	0	0	0	1	16:38
@ LA	2/16	DID NOT PLAY - COVID-PROTOCOL						
@ ANA	2/18	0	0	0	1	0	0	17:10
@ ANA	2/20	0	0	0	1	2	0	19:14
@ SJ	2/22	1	0	1	3	2	3	15:32
@ COL	2/24	0	0	0	1	2	0	15:24
LA	2/26	0	0	0	1	0	0	16:17
LA	2/27	0	0	0	0	0	0	15:11
@ VGK	3/1	0	0	0	0	0	3	16:38
@ VGK	3/3	0	1	1	-1	2	4	18:37
@ ARI	3/5	0	0	0	1	4	1	16:05
@ ARI	3/6	0	0	0	-3	2	0	10:52
VGK	3/8	0	0	0	1	0	0	15:58
VGK	3/10	0	0	0	1	0	1	12:52
ARI	3/12	0	0	0	1	0	0	14:51
ARI	3/14	0	0	0	0	0	0	13:16
ARI	3/16	0	0	0	1	0	1	17:07
@ COL	3/18	0	0	0	-2	0	0	17:43
@ COL	3/20	0	0	0	-1	2	1	17:49
ANA	3/22	0	0	0	0	0	0	16:33
ANA	3/24	0	0	0	0	0	1	11:56
STL	3/25	0	0	0	1	0	0	17:22
@ SJ	3/29	0	0	0	-1	0	1	16:01
@ SJ	3/31	0	0	0	1	0	1	13:44
@ VGK	4/1	0	0	0	-1	0	0	14:48
@ VGK	4/3	0	0	0	0	0	0	15:41
COL	4/5	0	1	1	2	2	1	12:47
COL	4/7	0	0	0	2	2	0	17:01
@ STL	4/9	0	0	0	0	0	0	18:18
@ STL	4/10	0	0	0	0	0	1	12:54
ARI	4/14	0	0	0	0	0	0	16:57
SJ	4/16	0	0	0	1	0	0	15:37
SJ	4/17	0	0	0	1	0	0	16:28
@ ARI	4/19	0	1	1	1	2	0	15:45
@ ARI	4/21	0	1	1	2	0	0	15:09
@ LA	4/23	0	0	0	1	0	0	13:26
@ SJ	4/24	0	1	1	1	0	1	16:48
STL	4/28	0	0	0	1	0	0	14:48
STL	4/29	0	0	0	0	0	1	14:21
STL	5/1	0	0	0	-2	2	1	16:26
VGK	5/3	0	0	0	0	2	0	13:48
VGK	5/5	0	0	0	0	0	1	12:41
ANA	5/7	0	0	0	3	0	0	15:25
ANA	5/8	0	0	0	-1	2	0	16:02
@ STL	5/12	0	0	0	-1	0	1	17:55
@ STL	5/13	0	1	1	1	2	1	21:25
TOTALS	54	1	7	8	21	32	30	15:53



PLAYERS GAME-BY-GAME

#24 MATT DUMBA

OPP.	DATE	G	A	P	+/-	PIM	SOG	TOI
@ LA	1/14	0	1	1	0	2	5	22:33
@ LA	1/16	2	0	2	1	0	5	24:05
@ ANA	1/18	0	0	0	0	0	0	23:00
@ ANA	1/20	0	0	0	-1	2	3	18:41
SJ	1/22	0	0	0	-1	2	3	18:02
SJ	1/24	0	0	0	0	0	1	21:56
LA	1/26	0	0	0	-1	0	1	20:14
LA	1/28	0	0	0	1	2	2	23:32
COL	1/30	1	0	1	-1	0	5	20:35
COL	1/31	INJURED RESERVE - LOWER BODY						
@ COL	2/2	INJURED RESERVE - LOWER BODY						
@ LA	2/16	0	0	0	-1	0	3	24:16
@ ANA	2/18	0	0	0	2	0	2	22:25
@ ANA	2/20	0	1	1	1	0	1	23:07
@ SJ	2/22	0	0	0	-1	0	1	20:07
@ COL	2/24	0	1	1	3	0	1	24:42
LA	2/26	0	0	0	1	0	1	21:28
LA	2/27	1	1	2	0	0	2	27:39
@ VGK	3/1	0	0	0	3	2	4	23:50
@ VGK	3/3	0	0	0	-2	0	3	23:16
@ ARI	3/5	0	0	0	2	0	2	21:30
@ ARI	3/6	1	0	1	1	0	6	25:57
VGK	3/8	0	0	0	1	0	0	23:31
VGK	3/10	0	0	0	-2	0	1	23:17
ARI	3/12	0	1	1	1	0	5	24:17
ARI	3/14	0	1	1	1	0	2	20:40
ARI	3/16	0	0	0	0	0	0	20:51
@ COL	3/18	0	0	0	-1	0	0	12:21
@ COL	3/20	DID NOT PLAY - LOWER BODY						
ANA	3/22	DID NOT PLAY - LOWER BODY						
ANA	3/24	DID NOT PLAY - LOWER BODY						
STL	3/25	0	0	0	1	0	0	18:27
@ SJ	3/29	0	1	1	1	0	0	24:00
@ SJ	3/31	0	0	0	-1	0	1	23:19
@ VGK	4/1	0	0	0	0	2	2	23:33
@ VGK	4/3	0	0	0	0	0	2	22:11
COL	4/5	0	0	0	-2	14	1	26:00
COL	4/7	0	0	0	-1	12	0	17:43
@ STL	4/9	0	0	0	-3	0	2	22:05
@ STL	4/10	1	0	1	-1	0	1	23:51
ARI	4/14	0	1	1	1	0	0	21:18
SJ	4/16	0	1	1	2	0	2	24:49
SJ	4/17	0	0	0	-1	2	1	19:18
@ ARI	4/19	0	2	2	1	0	1	23:34
@ ARI	4/21	0	0	0	1	0	0	23:07
@ LA	4/23	0	0	0	-1	0	1	22:43
@ SJ	4/24	0	0	0	-1	0	1	21:47
STL	4/28	0	1	1	0	2	2	21:54
STL	4/29	0	0	0	-1	2	1	25:37
STL	5/1	0	1	1	3	0	1	21:43
VGK	5/3	0	1	1	-1	2	1	22:00
VGK	5/5	0	0	0	-1	0	3	21:51
ANA	5/7	0	0	0	-3	0	3	21:35
ANA	5/8	0	1	1	2	0	1	24:52
@ STL	5/12	0	0	0	-2	0	3	22:15
@ STL	5/13	0	0	0	1	0	0	20:52
TOTALS		51	6	15	21	1	46	89 22:17

#14 JOEL ERIKSSON EK

OPP.	DATE	G	A	P	+/-	PIM	SOG	TOI
@ LA	1/14	0	0	0	1	0	2	13:21
@ LA	1/16	1	0	1	2	0	5	18:59
@ ANA	1/18	0	0	0	0	0	2	14:32
@ ANA	1/20	1	1	2	1	0	5	17:25
SJ	1/22	1	1	2	2	0	4	19:13
SJ	1/24	0	0	0	-1	0	1	17:50
LA	1/26	1	0	1	1	0	3	17:00
LA	1/28	1	0	1	2	2	2	18:34
COL	1/30	0	0	0	-1	0	4	16:20
COL	1/31	0	2	2	1	0	1	19:50
@ COL	2/2	0	0	0	0	0	2	15:38
@ LA	2/16	0	0	0	-1	0	3	19:05
@ ANA	2/18	0	0	0	2	0	2	20:59
@ ANA	2/20	1	0	1	2	2	2	15:25
@ SJ	2/22	0	0	0	-1	0	2	15:13
@ COL	2/24	0	0	0	0	0	3	17:22
LA	2/26	1	0	1	0	0	1	16:28
LA	2/27	1	0	1	0	0	3	16:51
@ VGK	3/1	0	0	0	0	0	0	16:49
@ VGK	3/3	0	0	0	0	0	5	19:56
@ ARI	3/5	0	0	0	1	0	2	19:10
@ ARI	3/6	0	0	0	-1	0	1	20:42
VGK	3/8	0	1	1	1	2	0	18:56
VGK	3/10	2	0	2	2	0	4	16:54
ARI	3/12	0	0	0	0	0	1	17:49
ARI	3/14	1	0	1	1	0	0	16:29
ARI	3/16	0	0	0	0	0	0	15:52
@ COL	3/18	0	0	0	0	0	1	16:21
@ COL	3/20	0	0	0	-2	0	3	14:34
ANA	3/22	0	0	0	0	0	4	18:34
ANA	3/24	0	0	0	-1	0	4	17:06
STL	3/25	0	0	0	0	0	0	17:34
@ SJ	3/29	0	1	1	-1	0	0	16:45
@ SJ	3/31	0	0	0	-1	0	1	13:07
@ VGK	4/1	0	0	0	1	4	4	21:16
@ VGK	4/3	1	1	2	1	0	3	16:41
COL	4/5	0	0	0	-2	0	2	18:36
COL	4/7	1	0	1	1	2	1	16:24
@ STL	4/9	0	0	0	-1	0	3	13:57
@ STL	4/10	0	0	0	0	4	3	17:18
ARI	4/14	0	0	0	0	0	1	16:25
SJ	4/16	0	0	0	0	0	2	16:33
SJ	4/17	1	0	1	1	0	1	13:14
@ ARI	4/19	0	1	1	1	0	0	15:32
@ ARI	4/21	0	1	1	2	0	1	15:54
@ LA	4/23	1	0	1	0	0	1	17:57
@ SJ	4/24	0	1	1	1	0	2	15:11
STL	4/28	1	0	1	2	0	4	15:10
STL	4/29	1	0	1	1	0	4	19:29
STL	5/1	0	0	0	-1	0	4	16:47
VGK	5/3	1	0	1	0	0	3	16:18
VGK	5/5	0	0	0	0	0	2	19:52
ANA	5/7	1	1	2	1	2	2	14:48
ANA	5/8	0	0	0	0	0	0	17:19
@ STL	5/12	0	0	0	-1	0	2	16:25
@ STL	5/13	0	0	0	0	2	1	17:26
TOTALS		56	19	11	30	16	20	119 17:03

#22 KEVIN FIALA

OPP.	DATE	G	A	P	+/-	PIM	SOG	TOI
@ LA	1/14	0	0	0	-1	2	7	21:12
@ LA	1/16	0	0	0	1	4	6	18:07
@ ANA	1/18	0	0	0	0	0	5	18:00
@ ANA	1/20	0	0	0	-2	0	1	18:56
SJ	1/22	1	0	1	1	0	1	14:55
SJ	1/24	1	0	1	-2	2	3	19:11
LA	1/26	0	0	0	0	0	6	22:03
LA	1/28	1	0	1	1	15	1	7:45
COL	1/30	SUSPENDED						
COL	1/31	SUSPENDED						
@ COL	2/2	SUSPENDED						
@ LA	2/16	0	0	0	-1	0	1	19:30
@ ANA	2/18	1	0	1	1	4	5	17:34
@ ANA	2/20	2	1	3	2	0	5	16:44
@ SJ	2/22	0	0	0	-2	0	5	16:16
@ COL	2/24	0	0	0	0	0	1	16:09
LA	2/26	0	1	1	0	0	2	15:43
LA	2/27	0	1	1	0	2	7	18:52
@ VGK	3/1	0	0	0	0	0	2	16:34
@ VGK	3/3	0	0	0	-1	2	3	17:10
@ ARI	3/5	1	0	1	1	0	5	17:43
@ ARI	3/6	0	0	0	0	0	1	18:40
VGK	3/8	1	0	1	1	0	5	15:01
VGK	3/10	0	0	0	-2	0	0	14:01
ARI	3/12	0	0	0	0	2	1	14:30
ARI	3/14	1	1	2	1	0	2	17:04
ARI	3/16	0	1	1	1	0	2	17:38
@ COL	3/18	0	0	0	-1	0	1	17:25
@ COL	3/20	0	0	0	0	0	2	17:25
ANA	3/22	0	0	0	0	0	1	16:24
ANA	3/24	0	0	0	-1	0	4	17:20
STL	3/25	0	1	1	1	0	0	18:48
@ SJ	3/29	1	1	2	1	0	2	17:01
@ SJ	3/31	0	1	1	0	2	4	19:52
@ VGK	4/1	0	1	1	-1	0	4	18:39
@ VGK	4/3	0	1	1	0	0	4	18:11
COL	4/5	1	0	1	0	0	6	21:28
COL	4/7	3	1	4	2	0	8	15:09
@ STL	4/9	0	0	0	-4	0	5	14:57
@ STL	4/10	DID NOT PLAY - UPPER BODY						
ARI	4/14	0	1	1	-1	2	2	16:58
SJ	4/16	0	0	0	-2	0	4	15:02
SJ	4/17	0	0	0	0	0	2	13:17
@ ARI	4/19	1	1	2	1	0	1	15:07
@ ARI	4/21	1	0	1	1	2	5	16:28
@ LA	4/23	0	1	1	0	0	2	14:26
@ SJ	4/24	1	1	2	1	0	3	14:30
STL	4/28	0	0	0	0	2	3	14:22
STL	4/29	1	2	3	0	0	4	18:47
STL	5/1	1	1	2	3	0	6	18:46
VGK	5/3	1	1	2	2	0	3	16:53
VGK	5/5	DID NOT PLAY - LOWER BODY						
ANA	5/7	0	0	0	-1	0	3	16:25
ANA	5/8	0	1	1	-1	0	5	16:35
@ STL	5/12	0	0	0	-1	2	1	15:26
@ STL	5/13	HEALTHY SCRATCH						
TOTALS		50	20	20	40	-2	43	162 16:54

#17 MARCUS FOLIGNO

OPP.	DATE	G	A	P	+/-	PIM	SOG	TOI
@ LA	1/14	1	0	1	1	0	2	11:56
@ LA	1/16	0	0	0	1	0	1	16:48
@ ANA	1/18	0	0	0	0	0	0	13:44
@ ANA	1/20	0	0	0	0	2	0	14:27
SJ	1/22	0	1	1	1	0	1	17:54
SJ	1/24	0	0	0	0	0	2	12:51
LA	1/26	0	1	1	1	0	3	14:24
LA	1/28	0	0	0	1	7	0	12:33
COL	1/30	0	0	0	-1	0	0	17:38
COL	1/31	DID NOT PLAY - COVID-PROTOCOL						
@ COL	2/2	DID NOT PLAY - COVID-PROTOCOL						
@ LA	2/16	0	0	0	0	0	1	14:05
@ ANA	2/18	1	0	1	0	2	2	15:58
@ ANA	2/20	0	0	0	0	0	1	14:47
@ SJ	2/22	1	1	2	1	5	1	15:01
@ COL	2/24	1	1	2	2	0	2	15:55
LA	2/26	0	0	0	0	4	2	12:19
LA	2/27	0	0	0	0	2	0	14:02
@ VGK	3/1	2	1	3	3	0	2	14:40
@ VGK	3/3	1	0	1	-2	0	1	15:12
@ ARI	3/5	0	2	2	2	0	0	15:52
@ ARI	3/6	0	0	0	0	7	1	15:27
VGK	3/8	0	1	1	1	0	1	16:28
VGK	3/10	0	1	1	2	0	1	17:36
ARI	3/12	0	0	0	0	0	0	4:20
ARI	3/14	DID NOT PLAY - LOWER BODY						
ARI	3/16	DID NOT PLAY - LOWER BODY						
@ COL	3/18	DID NOT PLAY - LOWER BODY						
@ COL	3/20	DID NOT PLAY - LOWER BODY						
ANA	3/22	DID NOT PLAY - LOWER BODY						
ANA	3/24	DID NOT PLAY - LOWER BODY						
STL	3/25	DID NOT PLAY - LOWER BODY						
@ SJ	3/29	DID NOT PLAY - LOWER BODY						
@ SJ	3/31	DID NOT PLAY - LOWER BODY						
@ VGK	4/1	DID NOT PLAY - LOWER BODY						
@ VGK	4/3	DID NOT PLAY - LOWER BODY						
COL	4/5	DID NOT PLAY - LOWER BODY						
COL	4/7	DID NOT PLAY - LOWER BODY						
@ STL	4/9	DID NOT PLAY - LOWER BODY						
@ STL	4/10	DID NOT PLAY - LOWER BODY						
ARI	4/14	0	0	0	0	4	1	14:30
SJ	4/16	0	0	0	0	0	0	15:28
SJ	4/17	0	1	1	1	0	0	13:20
@ ARI	4/19	0	1	1	1	0	0	15:19
@ ARI	4/21	1	0	1	1	0	1	15:07
@ LA	4/23	0	0	0	0	0	1	16:58
@ SJ	4/24	1	0	1	1	0	2	16:07
STL	4/28	1	1	2	3	0	1	16:12
STL	4/29	0	0	0	2	5	1	18:03
STL	5/1	0	0	0	-1	0	0	17:34
VGK	5/3	0	1	1	0	2	2	16:13
VGK	5/5	0	0	0	0	9	1	14:03
ANA	5/7	0	1	1	0	0	2	14:15
ANA	5/8	0	0	0	-2	0	2	14:09
@ STL	5/12	0	0	0	0	0	0	14:29
@ STL	5/13	1	1	2	0	0	2	17:48
TOTALS	39	11	15	26	19	49	40	14:58



PLAYERS GAME-BY-GAME

#18 JORDAN GREENWAY

OPP.	DATE	G	A	P	+/-	PIM	SOG	TOI
@ LA	1/14	0	0	0	1	0	0	13:06
@ LA	1/16	0	2	2	1	0	2	18:08
@ ANA	1/18	0	0	0	0	4	0	15:08
@ ANA	1/20	0	1	1	2	0	0	14:08
SJ	1/22	1	1	2	2	4	4	17:09
SJ	1/24	0	0	0	0	4	1	15:51
LA	1/26	0	1	1	1	0	3	13:34
LA	1/28	0	1	1	1	0	1	14:32
COL	1/30	0	1	1	-1	2	0	17:09
COL	1/31	1	1	2	1	0	3	19:38
@ COL	2/2	0	0	0	0	2	2	16:05
@ LA	2/16	0	0	0	-1	0	0	17:03
@ ANA	2/18	0	0	0	-1	0	0	15:41
@ ANA	2/20	0	1	1	1	2	2	15:53
@ SJ	2/22	0	0	0	-1	4	3	15:49
@ COL	2/24	0	0	0	0	2	0	16:09
LA	2/26	0	1	1	0	0	2	18:02
LA	2/27	0	2	2	2	0	5	17:59
@ VGK	3/1	1	0	1	-2	0	4	16:48
@ VGK	3/3	0	0	0	-1	2	1	16:58
@ ARI	3/5	1	1	2	2	2	2	14:00
@ ARI	3/6	1	0	1	0	0	3	18:34
VGK	3/8	0	0	0	1	0	0	17:39
VGK	3/10	0	1	1	2	0	1	17:52
ARI	3/12	0	0	0	0	0	1	19:23
ARI	3/14	0	0	0	0	0	2	14:41
ARI	3/16	0	1	1	1	4	1	16:57
@ COL	3/18	0	0	0	0	4	0	12:24
@ COL	3/20	0	0	0	-1	2	1	12:17
ANA	3/22	0	0	0	0	0	1	16:24
ANA	3/24	0	0	0	-1	0	1	14:20
STL	3/25	0	0	0	0	0	1	17:05
@ SJ	3/29	0	1	1	-1	0	4	18:05
@ SJ	3/31	0	0	0	-1	0	0	13:12
@ VGK	4/1	0	1	1	1	0	2	19:33
@ VGK	4/3	0	1	1	1	2	1	16:25
COL	4/5	0	0	0	-3	0	3	15:59
COL	4/7	0	1	1	1	2	0	15:06
@ STL	4/9	0	0	0	-1	2	1	13:49
@ STL	4/10	0	0	0	-1	0	0	13:18
ARI	4/14	0	0	0	0	0	1	14:44
SJ	4/16	0	0	0	0	0	1	15:22
SJ	4/17	0	1	1	0	0	2	12:34
@ ARI	4/19	1	0	1	0	0	4	14:32
@ ARI	4/21	0	1	1	1	0	1	14:35
@ LA	4/23	0	0	0	-1	0	1	14:31
@ SJ	4/24	0	1	1	1	0	1	15:49
STL	4/28	0	2	2	2	0	1	16:21
STL	4/29	0	0	0	1	5	1	15:07
STL	5/1	0	0	0	-1	0	1	16:38
VGK	5/3	0	1	1	0	0	2	15:12
VGK	5/5	0	0	0	0	0	1	16:50
ANA	5/7	0	0	0	0	0	1	14:58
ANA	5/8	0	0	0	-2	0	2	15:09
@ STL	5/12	0	0	0	-1	0	1	15:02
@ STL	5/13	0	1	1	0	0	1	15:13
TOTALS		56	6	26	32	5	49	80 15:48

#38 RYAN HARTMAN

OPP.	DATE	G	A	P	+/-	PIM	SOG	TOI
@ LA	1/14	0	0	0	0	0	0	10:23
@ LA	1/16	0	0	0	-1	0	3	8:06
@ ANA	1/18	0	0	0	-1	0	2	10:48
@ ANA	1/20	1	0	1	1	0	4	10:44
SJ	1/22	0	1	1	1	0	0	9:58
SJ	1/24	0	0	0	-1	2	0	11:38
LA	1/26	0	0	0	-1	0	1	8:40
LA	1/28	0	0	0	0	0	1	11:59
COL	1/30	0	0	0	-1	2	1	16:01
COL	1/31	0	1	1	0	0	1	18:12
@ COL	2/2	0	0	0	0	0	3	16:36
@ LA	2/16	0	0	0	-1	4	0	11:30
@ ANA	2/18	1	0	1	1	0	3	13:12
@ ANA	2/20	0	1	1	1	2	1	14:09
@ SJ	2/22	0	2	2	1	0	0	16:47
@ COL	2/24	1	1	2	3	0	4	14:23
LA	2/26	0	0	0	0	0	2	13:43
LA	2/27	0	0	0	0	0	0	13:09
@ VGK	3/1	0	0	0	2	0	1	11:00
@ VGK	3/3	DID NOT PLAY - LOWER BODY						
@ ARI	3/5	DID NOT PLAY - LOWER BODY						
@ ARI	3/6	DID NOT PLAY - LOWER BODY						
VGK	3/8	DID NOT PLAY - LOWER BODY						
VGK	3/10	DID NOT PLAY - LOWER BODY						
ARI	3/12	0	0	0	0	0	3	16:16
ARI	3/14	0	0	0	0	0	3	16:33
ARI	3/16	1	0	1	1	0	3	18:40
@ COL	3/18	0	0	0	-2	0	1	16:54
@ COL	3/20	0	0	0	-1	0	4	17:16
ANA	3/22	0	1	1	0	0	1	16:17
ANA	3/24	0	0	0	-1	0	0	16:21
STL	3/25	0	0	0	1	5	2	17:08
@ SJ	3/29	0	1	1	2	0	1	16:44
@ SJ	3/31	0	1	1	0	4	3	19:54
@ VGK	4/1	0	0	0	0	0	2	15:53
@ VGK	4/3	0	0	0	-1	0	0	18:08
COL	4/5	1	2	3	0	0	1	20:05
COL	4/7	1	0	1	2	6	1	12:28
@ STL	4/9	0	0	0	-3	0	2	14:41
@ STL	4/10	0	0	0	-1	0	0	18:02
ARI	4/14	0	0	0	-1	0	0	15:07
SJ	4/16	0	0	0	-1	0	0	16:51
SJ	4/17	0	1	1	-1	0	0	14:39
@ ARI	4/19	0	0	0	1	0	1	16:42
@ ARI	4/21	0	0	0	0	0	0	16:35
@ LA	4/23	0	0	0	0	0	1	14:31
@ SJ	4/24	0	1	1	1	0	1	15:11
STL	4/28	0	0	0	0	0	3	13:09
STL	4/29	0	0	0	-1	2	1	17:18
STL	5/1	0	0	0	1	0	2	16:33
VGK	5/3	0	0	0	-1	2	2	16:30
VGK	5/5	0	2	2	1	2	1	17:58
ANA	5/7	0	0	0	0	0	4	17:02
ANA	5/8	1	0	1	1	0	2	16:55
@ STL	5/12	0	0	0	-1	0	2	17:46
@ STL	5/13	0	0	0	0	2	0	13:33
TOTALS		51	7	15	22	0	33	74 15:04

PLAYERS GAME-BY-GAME



#77 BRAD HUNT

OPP.	DATE	G	A	P	+/-	PIM	SOG	TOI
@ LA	1/14	HEALTHY SCRATCH						
@ LA	1/16	HEALTHY SCRATCH						
@ ANA	1/18	HEALTHY SCRATCH						
@ ANA	1/20	HEALTHY SCRATCH						
SJ	1/22	0	0	0	0	0	1	5:09
SJ	1/24	0	0	0	0	0	1	3:45
LA	1/26	HEALTHY SCRATCH						
LA	1/28	HEALTHY SCRATCH						
COL	1/30	0	0	0	0	0	0	3:45
COL	1/31	0	0	0	0	0	1	14:19
@ COL	2/2	0	0	0	0	0	3	17:01
@ LA	2/16	DID NOT PLAY - COVID-PROTOCOL						
@ ANA	2/18	DID NOT PLAY - COVID-PROTOCOL						
@ ANA	2/20	DID NOT PLAY - COVID-PROTOCOL						
@ SJ	2/22	HEALTHY SCRATCH						
@ COL	2/24	HEALTHY SCRATCH						
LA	2/26	HEALTHY SCRATCH						
LA	2/27	HEALTHY SCRATCH						
@ VGK	3/1	HEALTHY SCRATCH						
@ VGK	3/3	HEALTHY SCRATCH						
@ ARI	3/5	1	0	1	1	0	3	13:27
@ ARI	3/6	0	0	0	-3	2	0	8:49
VGK	3/8	HEALTHY SCRATCH						
VGK	3/10	HEALTHY SCRATCH						
ARI	3/12	HEALTHY SCRATCH						
ARI	3/14	HEALTHY SCRATCH						
ARI	3/16	HEALTHY SCRATCH						
@ COL	3/18	0	0	0	0	0	1	15:22
@ COL	3/20	0	0	0	-3	0	2	18:02
ANA	3/22	0	0	0	0	2	1	15:37
ANA	3/24	0	0	0	0	0	0	14:51
STL	3/25	HEALTHY SCRATCH						
@ SJ	3/29	HEALTHY SCRATCH						
@ SJ	3/31	HEALTHY SCRATCH						
@ VGK	4/1	HEALTHY SCRATCH						
@ VGK	4/3	HEALTHY SCRATCH						
COL	4/5	HEALTHY SCRATCH						
COL	4/7	HEALTHY SCRATCH						
@ STL	4/9	HEALTHY SCRATCH						
@ STL	4/10	HEALTHY SCRATCH						
ARI	4/14	HEALTHY SCRATCH						
SJ	4/16	HEALTHY SCRATCH						
SJ	4/17	HEALTHY SCRATCH						
@ ARI	4/19	HEALTHY SCRATCH						
@ ARI	4/21	HEALTHY SCRATCH						
@ LA	4/23	HEALTHY SCRATCH						
@ SJ	4/24	HEALTHY SCRATCH						
STL	4/28	HEALTHY SCRATCH						
STL	4/29	HEALTHY SCRATCH						
STL	5/1	HEALTHY SCRATCH						
VGK	5/3	HEALTHY SCRATCH						
VGK	5/5	HEALTHY SCRATCH						
ANA	5/7	HEALTHY SCRATCH						
ANA	5/8	HEALTHY SCRATCH						
@ STL	5/12	HEALTHY SCRATCH						
@ STL	5/13	0	0	0	-3	0	1	17:53
TOTALS	12	1	0	1	-8	4	14	12:20



PLAYERS GAME-BY-GAME

#34 KAPO KAHKONEN

OPP.	DATE	W/L	MIN	GAA	GA	SA	SV	SV%
@ LA	1/14							
@ LA	1/16							
@ ANA	1/18							
@ ANA	1/20	W	60:00	2.00	2	24	22	.917
SJ	1/22	W	40:00	0.00	0	17	17	1.000
SJ	1/24	L	58:23	4.11	4	35	31	.886
LA	1/26	L	58:10	2.06	2	21	19	.905
LA	1/28	W	58:57	3.05	3	35	32	.914
COL	1/30	L	59:55	5.01	5	33	28	.848
COL	1/31							
@ COL	2/2							
@ LA	2/16	L	58:20	3.09	3	28	25	.893
@ ANA	2/18	W	58:55	1.02	1	17	16	.941
@ ANA	2/20	W	59:50	1.00	1	27	26	.963
@ SJ	2/22	W	59:52	2.00	2	33	31	.939
@ COL	2/24	W	59:56	2.00	2	32	30	.938
LA	2/26							
LA	2/27	W	64:33	2.79	3	28	25	.893
@ VGK	3/1							
@ VGK	3/3							
@ ARI	3/5	W	59:31	1.01	1	25	24	.960
@ ARI	3/6							
VGK	3/8	W	59:48	0.00	0	26	26	1.000
VGK	3/10	W	59:26	3.03	3	27	24	.889
ARI	3/12							
ARI	3/14							
ARI	3/16	W	60:00	0.00	0	31	31	1.000
@ COL	3/18							
@ COL	3/20	L	60:00	6.00	6	42	36	.857
ANA	3/22							
ANA	3/24							
STL	3/25							
@ SJ	3/29							
@ SJ	3/31	L	57:20	3.11	3	32	29	.906
@ VGK	4/1							
@ VGK	4/3							
COL	4/5							
COL	4/7							
@ STL	4/9	L	60:00	9.00	9	38	29	.763
@ STL	4/10							
ARI	4/14							
SJ	4/16							
SJ	4/17	W	60:00	2.00	2	28	26	.929
@ ARI	4/19							
@ ARI	4/21							
@ LA	4/23							
@ SJ	4/24	W	60:00	3.00	3	30	27	.900
STL	4/28							
STL	4/29							
STL	5/1	W	60:55	2.95	3	31	28	.903
VGK	5/3							
VGK	5/5							
ANA	5/7	W	60:07	2.99	3	25	22	.880
ANA	5/8							
@ STL	5/12							
@ STL	5/13	L	60:00	7	7	27	20	.741
TOTALS	24	19-9-1	1414	2.88	68	692	624	.902

#97 KIRILL KAPRIZOV

OPP.	DATE	G	A	P	+/-	PIM	SOG	TOI
@ LA	1/14	1	2	3	3	0	2	21:52
@ LA	1/16	0	1	1	0	2	2	19:05
@ ANA	1/18	0	0	0	-1	0	3	19:24
@ ANA	1/20	0	1	1	1	0	0	16:46
SJ	1/22	0	0	0	0	0	3	15:27
SJ	1/24	0	1	1	1	0	2	19:36
LA	1/26	0	0	0	-1	0	0	19:52
LA	1/28	1	0	1	2	0	2	17:49
COL	1/30	0	0	0	0	0	0	19:00
COL	1/31	0	1	1	0	0	1	16:17
@ COL	2/2	1	0	1	-1	0	2	20:35
@ LA	2/16	0	0	0	-2	0	5	20:54
@ ANA	2/18	0	0	0	0	0	2	14:39
@ ANA	2/20	0	2	2	1	0	0	16:45
@ SJ	2/22	1	1	2	3	0	2	14:49
@ COL	2/24	0	2	2	1	0	1	15:18
LA	2/26	1	0	1	1	0	1	18:15
LA	2/27	1	0	1	1	0	4	19:37
@ VGK	3/1	0	0	0	-1	0	3	23:19
@ VGK	3/3	0	0	0	-1	0	5	21:08
@ ARI	3/5	0	2	2	1	0	3	18:59
@ ARI	3/6	0	0	0	-3	0	2	17:20
VGK	3/8	0	0	0	0	0	2	17:01
VGK	3/10	1	0	1	0	2	4	17:23
ARI	3/12	3	0	3	4	2	8	18:12
ARI	3/14	0	1	1	1	2	8	18:54
ARI	3/16	0	1	1	1	0	4	14:57
@ COL	3/18	0	0	0	-1	0	1	19:22
@ COL	3/20	0	0	0	-4	0	3	17:56
ANA	3/22	0	0	0	-1	0	1	17:09
ANA	3/24	0	1	1	1	0	1	15:58
STL	3/25	1	0	1	1	2	3	14:38
@ SJ	3/29	0	0	0	0	0	1	18:55
@ SJ	3/31	1	0	1	1	0	4	20:23
@ VGK	4/1	1	1	2	1	0	6	24:09
@ VGK	4/3	1	0	1	1	2	4	18:40
COL	4/5	0	0	0	-2	2	1	22:55
COL	4/7	2	1	3	0	0	3	16:38
@ STL	4/9	0	0	0	-2	0	1	16:41
@ STL	4/10	0	0	0	-1	0	5	20:16
ARI	4/14	0	1	1	0	0	1	16:42
SJ	4/16	0	0	0	0	0	0	15:29
SJ	4/17	1	0	1	1	0	3	19:08
@ ARI	4/19	1	0	1	-1	0	4	15:33
@ ARI	4/21	1	0	1	1	0	4	16:05
@ LA	4/23	2	0	2	1	0	6	15:28
@ SJ	4/24	1	0	1	-1	0	4	17:12
STL	4/28	0	0	0	0	0	4	17:21
STL	4/29	1	0	1	0	0	3	21:05
STL	5/1	0	1	1	1	0	4	20:16
VGK	5/3	1	1	2	0	0	4	18:05
VGK	5/5	2	0	2	1	2	4	20:26
ANA	5/7	1	1	2	2	0	3	17:51
ANA	5/8	0	2	2	1	0	3	19:35
@ STL	5/12	0	0	0	-1	0	5	19:13
@ STL	5/13							
TOTALS	54	27	24	51	10	16	157	18:18

#11 ZACH PARISE

OPP.	DATE	G	A	P	+/-	PIM	SOG	TOI
@ LA	1/14	0	0	0	1	0	2	21:11
@ LA	1/16	0	0	0	-1	2	3	15:50
@ ANA	1/18	0	0	0	0	0	5	18:05
@ ANA	1/20	0	0	0	-1	0	3	17:35
SJ	1/22	1	0	1	0	0	3	16:32
SJ	1/24	1	1	2	-2	0	5	18:46
LA	1/26	0	0	0	0	0	5	20:46
LA	1/28	0	1	1	2	0	1	16:22
COL	1/30	0	0	0	-1	2	1	18:05
COL	1/31	0	0	0	0	0	1	16:37
@ COL	2/2	0	1	1	-1	0	2	17:48
@ LA	2/16	0	0	0	-2	0	0	15:19
@ ANA	2/18	0	1	1	1	0	0	14:06
@ ANA	2/20	0	0	0	0	0	1	14:10
@ SJ	2/22	0	1	1	2	0	3	15:36
@ COL	2/24	1	0	1	2	0	2	14:44
LA	2/26	0	0	0	0	0	1	12:42
LA	2/27	0	0	0	-1	0	5	18:12
@ VGK	3/1	0	1	1	0	0	1	13:44
@ VGK	3/3							
@ ARI	3/5	0	0	0	1	0	0	14:10
@ ARI	3/6	0	1	1	1	0	1	14:41
VGK	3/8	0	0	0	1	0	3	15:48
VGK	3/10	0	0	0	-1	2	2	13:52
ARI	3/12	0	0	0	0	0	2	11:44
ARI	3/14	0	2	2	2	0	2	12:31
ARI	3/16	0	0	0	0	0	4	10:56
@ COL	3/18	0	0	0	-2	0	0	12:20
@ COL	3/20	0	0	0	0	0	0	16:26
ANA	3/22	0	0	0	0	0	1	13:24
ANA	3/24							
STL	3/25							
@ SJ	3/29							
@ SJ	3/31							
@ VGK	4/1							
@ VGK	4/3							
COL	4/5							
COL	4/7	0	1	1	2	0	0	10:56
@ STL	4/9	1	0	1	-1	0	3	12:53
@ STL	4/10	0	0	0	0	0	4	11:38
ARI	4/14	1	1	2	2	0	3	11:31
SJ	4/16	1	0	1	2	0	1	10:41
SJ	4/17	1	0	1	1	0	4	14:32
@ ARI	4/19	0	0	0	1	0	2	13:34
@ ARI	4/21	0	0	0	1	0	2	9:42
@ LA	4/23	0	0	0	0	0	2	10:18
@ SJ	4/24	0	0	0	1	0	0	11:53
STL	4/28	0	0	0	0	0	1	11:01
STL	4/29	0	0	0	-1	0	1	7:36
STL	5/1	0	0	0	-1	0	2	8:00
VGK	5/3	0	0	0	0	0	3	8:33
VGK	5/5	0	0	0	0	0	1	7:14
ANA	5/7							
ANA	5/8							
@ STL	5/12							
@ STL	5/13	0	0	0	-1	0	2	15:32
TOTALS	45	7	11	18	7	6	90	13:57

#49 VICTOR RASK

OPP.	DATE	G	A	P	+/-	PIM	SOG	TOI
@ LA	1/14	1	0	1	2	0	1	10:54
@ LA	1/16	0	0	0	-1	0	0	11:07
@ ANA	1/18	0	0	0	0	0	2	13:23
@ ANA	1/20	0	0	0	0	0	0	11:52
SJ	1/22	0	0	0	0	0	0	6:05
SJ	1/24	0	0	0	-1	0	0	7:02
LA	1/26	0	0	0	-1	0	0	10:04
LA	1/28	0	0	0	0	0	1	8:05
COL	1/30	0	0	0	0	0	1	9:48
COL	1/31	2	0	2	1	0	2	12:17
@ COL	2/2	0	0	0	0	0	0	15:25
@ LA	2/16	DID NOT PLAY - COVID-PROTOCOL						
@ ANA	2/18	DID NOT PLAY - COVID-PROTOCOL						
@ ANA	2/20	1	0	1	1	0	3	14:52
@ SJ	2/22	1	2	3	3	0	1	14:09
@ COL	2/24	0	1	1	0	0	1	12:44
LA	2/26	0	0	0	1	0	0	17:24
LA	2/27	0	1	1	1	0	3	19:28
@ VGK	3/1	0	0	0	0	0	0	14:32
@ VGK	3/3	0	0	0	-2	0	0	13:51
@ ARI	3/5	0	0	0	1	0	1	14:32
@ ARI	3/6	0	0	0	-2	0	0	14:26
VGK	3/8	0	1	1	1	0	0	13:14
VGK	3/10	0	0	0	-2	0	0	15:27
ARI	3/12	0	0	0	4	0	1	13:44
ARI	3/14	1	0	1	1	0	4	15:53
ARI	3/16	0	0	0	1	0	2	14:38
@ COL	3/18	1	0	1	-1	0	2	15:35
@ COL	3/20	0	0	0	-2	0	0	16:42
ANA	3/22	0	0	0	-1	0	0	14:41
ANA	3/24	0	0	0	1	0	0	14:52
STL	3/25	0	0	0	1	0	1	12:45
@ SJ	3/29	0	0	0	0	0	0	16:06
@ SJ	3/31	0	0	0	0	0	1	15:26
@ VGK	4/1	0	0	0	-1	0	3	15:03
@ VGK	4/3	0	0	0	0	0	0	15:02
COL	4/5	0	0	0	0	0	1	17:32
COL	4/7	0	3	3	0	0	0	14:12
@ STL	4/9	0	0	0	-2	0	0	14:54
@ STL	4/10	0	0	0	0	0	4	16:16
ARI	4/14	0	0	0	0	0	0	14:44
SJ	4/16	0	1	1	0	0	1	13:26
SJ	4/17	0	0	0	0	0	4	18:05
@ ARI	4/19	0	0	0	-2	0	0	15:03
@ ARI	4/21	0	0	0	0	0	0	14:53
@ LA	4/23	0	1	1	1	2	1	15:02
@ SJ	4/24	0	0	0	-1	0	1	16:56
STL	4/28	0	0	0	0	0	4	16:50
STL	4/29	1	1	2	1	0	1	17:57
STL	5/1	0	1	1	0	0	0	18:53
VGK	5/3	0	1	1	2	0	1	14:40
VGK	5/5	0	0	0	-1	0	1	17:47
ANA	5/7	1	0	1	0	0	1	16:30
ANA	5/8	1	0	1	0	0	1	15:23
@ STL	5/12	0	0	0	-1	0	2	15:34
@ STL	5/13	0	0	0	-1	0	0	14:29
TOTALS	54	10	13	23	1	2	53	14:27



PLAYERS GAME-BY-GAME

#21 CARSON SOUCY

OPP.	DATE	G	A	P	+/-	PIM	SOG	TOI
@ LA	1/14	0	0	0	0	0	0	12:49
@ LA	1/16	0	0	0	1	0	0	13:00
@ ANA	1/18	0	0	0	0	0	0	12:39
@ ANA	1/20	0	0	0	1	0	1	16:25
SJ	1/22	0	1	1	1	0	1	16:56
SJ	1/24	0	0	0	1	2	1	16:48
LA	1/26	0	0	0	0	4	1	13:39
LA	1/28	0	1	1	1	2	1	16:28
COL	1/30	0	0	0	-1	6	1	16:39
COL	1/31	0	0	0	0	0	1	19:37
@ COL	2/2	0	0	0	0	0	1	21:15
@ LA	2/16	DID NOT PLAY - COVID-PROTOCOL						
@ ANA	2/18	DID NOT PLAY - COVID-PROTOCOL						
@ ANA	2/20	DID NOT PLAY - COVID-PROTOCOL						
@ SJ	2/22	0	2	2	3	0	0	15:38
@ COL	2/24	0	0	0	1	0	0	15:19
LA	2/26	0	0	0	1	0	1	16:11
LA	2/27	0	0	0	0	2	0	15:47
@ VGK	3/1	0	0	0	0	0	2	15:03
@ VGK	3/3	0	1	1	0	0	0	16:08
@ ARI	3/5	HEALTHY SCRATCH						
@ ARI	3/6	HEALTHY SCRATCH						
VGK	3/8	0	0	0	0	0	0	14:11
VGK	3/10	1	0	1	1	2	1	13:52
ARI	3/12	0	1	1	1	4	0	15:04
ARI	3/14	0	0	0	0	0	1	14:04
ARI	3/16	0	1	1	1	10	0	12:42
@ COL	3/18	HEALTHY SCRATCH						
@ COL	3/20	0	0	0	-1	0	2	17:02
ANA	3/22	0	1	1	1	0	2	18:09
ANA	3/24	0	1	1	0	5	0	18:05
STL	3/25	0	0	0	1	2	2	15:07
@ SJ	3/29	0	0	0	-1	0	1	14:30
@ SJ	3/31	0	1	1	1	0	4	13:19
@ VGK	4/1	0	0	0	-1	0	2	11:44
@ VGK	4/3	0	0	0	0	2	0	14:40
COL	4/5	0	0	0	2	0	0	12:08
COL	4/7	0	1	1	3	2	1	16:21
@ STL	4/9	0	1	1	0	2	3	16:25
@ STL	4/10	0	0	0	0	0	1	13:06
ARI	4/14	0	0	0	0	0	1	16:37
SJ	4/16	0	0	0	1	0	0	14:04
SJ	4/17	0	1	1	1	2	2	15:08
@ ARI	4/19	0	1	1	1	0	0	15:19
@ ARI	4/21	0	0	0	2	2	1	14:57
@ LA	4/23	0	1	1	1	0	1	12:28
@ SJ	4/24	0	0	0	0	0	1	15:34
STL	4/28	0	0	0	0	0	0	13:17
STL	4/29	0	1	1	0	0	3	15:14
STL	5/1	0	0	0	-2	0	0	15:41
VGK	5/3	0	0	0	0	0	0	14:14
VGK	5/5	0	0	0	0	2	0	12:55
ANA	5/7	0	0	0	2	0	3	14:40
ANA	5/8	0	0	0	-1	0	2	15:56
@ STL	5/12	0	0	0	-1	0	1	16:06
@ STL	5/13	0	0	0	1	0	1	21:16
TOTALS	50	1	16	17	22	51	47	15:17

#46 JARED SPURGEON

OPP.	DATE	G	A	P	+/-	PIM	SOG	TOI
@ LA	1/14	0	0	0	2	0	1	28:09
@ LA	1/16	0	0	0	-2	0	2	23:51
@ ANA	1/18	0	0	0	-1	0	4	24:35
@ ANA	1/20	0	0	0	-1	0	1	23:40
SJ	1/22	0	0	0	1	0	2	23:53
SJ	1/24	0	1	1	-2	0	0	20:42
LA	1/26	0	0	0	0	0	1	24:04
LA	1/28	0	0	0	1	0	2	18:37
COL	1/30	0	0	0	0	0	1	18:45
COL	1/31	0	1	1	0	0	3	23:06
@ COL	2/2	0	0	0	-2	0	2	15:03
@ LA	2/16	DID NOT PLAY - UPPER BODY						
@ ANA	2/18	0	0	0	0	0	4	22:21
@ ANA	2/20	0	1	1	0	0	2	18:48
@ SJ	2/22	0	0	0	1	0	1	22:31
@ COL	2/24	0	0	0	1	0	2	21:05
LA	2/26	0	1	1	-1	0	3	21:05
LA	2/27	0	0	0	3	0	2	22:27
@ VGK	3/1	0	0	0	-2	0	1	21:07
@ VGK	3/3	0	0	0	-2	0	6	17:16
@ ARI	3/5	0	0	0	1	0	0	19:08
@ ARI	3/6	0	0	0	0	0	4	23:30
VGK	3/8	0	0	0	0	0	1	20:35
VGK	3/10	0	0	0	1	0	2	24:14
ARI	3/12	0	1	1	2	0	1	21:25
ARI	3/14	0	0	0	1	0	2	25:40
ARI	3/16	1	0	1	2	0	2	22:54
@ COL	3/18	0	0	0	-1	2	0	23:00
@ COL	3/20	0	0	0	0	0	1	19:07
ANA	3/22	0	1	1	-1	0	1	21:58
ANA	3/24	2	0	2	0	0	4	25:14
STL	3/25	0	0	0	0	0	0	21:23
@ SJ	3/29	0	0	0	0	2	3	22:49
@ SJ	3/31	0	1	1	-1	0	1	22:58
@ VGK	4/1	1	0	1	0	0	5	25:33
@ VGK	4/3	0	0	0	0	0	0	21:48
COL	4/5	0	1	1	-2	0	1	21:39
COL	4/7	0	3	3	1	0	1	23:32
@ STL	4/9	0	0	0	-5	0	1	18:30
@ STL	4/10	0	0	0	0	2	0	26:50
ARI	4/14	1	0	1	0	0	2	22:14
SJ	4/16	0	0	0	-2	0	0	19:46
SJ	4/17	0	0	0	0	0	1	23:18
@ ARI	4/19	0	0	0	-1	0	2	20:49
@ ARI	4/21	0	0	0	1	0	2	21:01
@ LA	4/23	0	1	1	1	0	0	23:58
@ SJ	4/24	1	1	2	1	0	1	20:48
STL	4/28	0	0	0	1	0	2	23:06
STL	4/29	0	1	1	0	0	3	21:30
STL	5/1	0	1	1	0	0	5	21:49
VGK	5/3	0	2	2	2	0	3	22:51
VGK	5/5	0	0	0	2	0	0	25:16
ANA	5/7	0	1	1	1	0	2	23:01
ANA	5/8	1	0	1	-1	0	1	20:51
@ STL	5/12	0	0	0	-1	0	0	19:36
@ STL	5/13	HEALTHY SCRATCH						
TOTALS	54	7	18	25	-2	6	94	22:05

PLAYERS GAME-BY-GAME



#7 NICO STURM

OPP.	DATE	G	A	P	+/-	PIM	SOG	TOI
@ LA	1/14	0	0	0	0	0	0	8:10
@ LA	1/16	0	0	0	0	0	0	6:59
@ ANA	1/18	0	0	0	-1	0	6	10:53
@ ANA	1/20	0	0	0	0	0	3	9:38
SJ	1/22	DID NOT PLAY - ILLNESS						
SJ	1/24	DID NOT PLAY - ILLNESS						
LA	1/26	0	0	0	-1	0	1	7:53
LA	1/28	0	0	0	0	0	2	8:35
COL	1/30	0	0	0	0	0	0	13:30
COL	1/31	0	0	0	-1	4	1	10:11
@ COL	2/2	0	0	0	-1	0	1	10:31
@ LA	2/16	DID NOT PLAY - COVID-PROTOCOL						
@ ANA	2/18	0	0	0	1	0	1	9:47
@ ANA	2/20	0	0	0	0	0	1	11:34
@ SJ	2/22	0	0	0	0	0	2	12:15
@ COL	2/24	2	0	2	2	0	4	11:18
LA	2/26	0	0	0	1	2	0	10:20
LA	2/27	1	0	1	1	0	1	10:54
@ VGK	3/1	0	1	1	2	0	2	11:52
@ VGK	3/3	0	0	0	-1	0	1	11:47
@ ARI	3/5	0	0	0	0	0	0	11:17
@ ARI	3/6	0	0	0	0	0	1	9:24
VGK	3/8	0	0	0	0	0	0	9:20
VGK	3/10	0	1	1	0	0	1	12:14
ARI	3/12	0	0	0	0	0	1	11:27
ARI	3/14	0	0	0	-1	0	2	10:46
ARI	3/16	0	0	0	1	0	2	11:29
@ COL	3/18	0	0	0	-1	0	2	13:02
@ COL	3/20	0	0	0	0	0	0	10:16
ANA	3/22	0	1	1	1	2	2	10:31
ANA	3/24	1	0	1	1	0	1	14:01
STL	3/25	0	0	0	0	5	0	9:21
@ SJ	3/29	0	0	0	0	0	2	11:10
@ SJ	3/31	0	0	0	0	2	0	8:18
@ VGK	4/1	HEALTHY SCRATCH						
@ VGK	4/3	0	0	0	0	0	0	8:01
COL	4/5	0	0	0	0	0	0	6:04
COL	4/7	HEALTHY SCRATCH						
@ STL	4/9	HEALTHY SCRATCH						
@ STL	4/10	1	0	1	1	0	4	12:36
ARI	4/14	0	1	1	2	0	0	12:04
SJ	4/16	0	0	0	2	0	0	13:16
SJ	4/17	1	0	1	2	0	2	14:02
@ ARI	4/19	0	0	0	1	0	0	12:43
@ ARI	4/21	1	1	2	2	0	1	12:48
@ LA	4/23	1	0	1	0	2	4	13:11
@ SJ	4/24	0	0	0	1	0	1	12:42
STL	4/28	0	0	0	-1	0	0	12:26
STL	4/29	0	0	0	-1	0	0	7:15
STL	5/1	1	0	1	0	0	2	12:16
VGK	5/3	0	0	0	0	0	2	11:25
VGK	5/5	0	0	0	0	0	0	8:32
ANA	5/7	1	0	1	0	0	2	10:36
ANA	5/8	0	1	1	-1	0	1	10:59
@ STL	5/12	0	0	0	-1	0	2	10:24
@ STL	5/13	1	0	1	0	0	3	12:14
TOTALS	50	11	6	17	10	17	64	10:51

#20 RYAN SUTER

OPP.	DATE	G	A	P	+/-	PIM	SOG	TOI
@ LA	1/14	0	1	1	0	0	1	23:10
@ LA	1/16	0	2	2	1	0	5	24:07
@ ANA	1/18	0	0	0	0	0	1	22:21
@ ANA	1/20	0	0	0	0	0	1	19:04
SJ	1/22	0	0	0	-1	0	1	23:31
SJ	1/24	0	2	2	-2	0	2	22:35
LA	1/26	0	0	0	0	0	2	24:59
LA	1/28	0	0	0	1	0	2	18:52
COL	1/30	0	0	0	0	2	1	20:03
COL	1/31	0	1	1	0	0	4	24:13
@ COL	2/2	0	0	0	-2	0	2	26:57
@ LA	2/16	0	0	0	-2	0	1	27:49
@ ANA	2/18	0	0	0	-1	0	1	24:20
@ ANA	2/20	0	0	0	1	0	1	20:08
@ SJ	2/22	0	0	0	1	0	0	23:12
@ COL	2/24	0	0	0	1	2	2	20:21
LA	2/26	0	1	1	0	0	2	22:20
LA	2/27	0	1	1	4	0	3	18:57
@ VGK	3/1	0	0	0	-1	0	1	21:02
@ VGK	3/3	0	0	0	-2	0	0	19:10
@ ARI	3/5	0	0	0	2	0	4	24:45
@ ARI	3/6	0	0	0	0	2	5	24:04
VGK	3/8	0	0	0	0	2	1	19:23
VGK	3/10	0	0	0	1	0	1	23:14
ARI	3/12	0	0	0	2	0	1	21:54
ARI	3/14	0	0	0	1	0	0	26:23
ARI	3/16	0	1	1	2	0	0	22:37
@ COL	3/18	0	0	0	-1	0	2	24:17
@ COL	3/20	0	0	0	-2	0	2	21:52
ANA	3/22	1	0	1	-1	0	3	23:46
ANA	3/24	0	2	2	0	0	1	25:47
STL	3/25	0	0	0	0	0	0	20:38
@ SJ	3/29	0	0	0	1	0	0	24:15
@ SJ	3/31	0	0	0	-1	0	1	20:49
@ VGK	4/1	0	0	0	0	0	1	24:26
@ VGK	4/3	0	1	1	0	0	1	20:29
COL	4/5	0	1	1	-2	0	0	19:20
COL	4/7	0	0	0	0	2	0	20:10
@ STL	4/9	0	0	0	-2	0	0	20:50
@ STL	4/10	0	1	1	1	0	4	23:44
ARI	4/14	0	0	0	0	0	2	18:42
SJ	4/16	0	0	0	-1	2	2	19:53
SJ	4/17	0	0	0	1	0	1	19:45
@ ARI	4/19	0	1	1	-1	0	2	20:46
@ ARI	4/21	0	0	0	1	0	2	21:17
@ LA	4/23	0	1	1	1	0	1	22:02
@ SJ	4/24	1	0	1	3	0	1	21:23
STL	4/28	0	0	0	1	0	1	24:37
STL	4/29	0	0	0	2	0	2	21:28
STL	5/1	0	0	0	-1	0	3	20:53
VGK	5/3	0	0	0	2	0	0	22:27
VGK	5/5	0	0	0	2	0	1	25:02
ANA	5/7	0	0	0	1	0	4	24:30
ANA	5/8	0	0	0	-1	0	1	19:10
@ STL	5/12	0	0	0	-1	0	0	19:55
@ STL	5/13	1	0	1	1	0	3	20:33
TOTALS	56	3	16	19	9	12	86	22:11



PLAYERS GAME-BY-GAME

#33 CAM TALBOT

OPP.	DATE	W/L	MIN	GAA	GA	SA	SV	SV%
@ LA	1/14	W	63:47	2.82	3	34	31	.912
@ LA	1/16	W	62:36	2.88	3	33	30	.909
@ ANA	1/18	L	58:52	1.02	1	27	26	.963
@ ANA	1/20		DID NOT PLAY					
SJ	1/22	-	20:00	3.00	1	12	11	.917
SJ	1/24		DID NOT PLAY - LOWER BODY					
LA	1/26		DID NOT PLAY - LOWER BODY					
LA	1/28		DID NOT PLAY - LOWER BODY					
COL	1/30		DID NOT PLAY					
COL	1/31	W	60:18	2.99	3	25	22	.880
@ COL	2/2	L	59:02	2.03	2	31	29	.935
@ LA	2/16		DID NOT PLAY - COVID-PROTOCOL					
@ ANA	2/18		DID NOT PLAY - COVID-PROTOCOL					
@ ANA	2/20		DID NOT PLAY - COVID-PROTOCOL					
@ SJ	2/22		DID NOT PLAY					
@ COL	2/24		DID NOT PLAY					
LA	2/26	W	59:48	1.00	1	28	27	.964
LA	2/27		DID NOT PLAY					
@ VGK	3/1	O	62:00	4.84	5	39	34	.872
@ VGK	3/3	L	59:12	4.05	4	27	23	.852
@ ARI	3/5		DID NOT PLAY					
@ ARI	3/6	L	57:42	4.16	4	30	26	.867
VGK	3/8		DID NOT PLAY					
VGK	3/10		DID NOT PLAY					
ARI	3/12	W	59:58	0.00	0	25	25	1.000
ARI	3/14	W	60:00	1.00	1	22	21	.955
ARI	3/16		DID NOT PLAY					
@ COL	3/18	L	60:00	5.00	5	55	50	.909
@ COL	3/20		DID NOT PLAY					
ANA	3/22	W	60:00	1.00	1	25	24	.960
ANA	3/24	W	59:37	2.01	2	30	28	.933
STL	3/25	W	60:00	0.00	0	37	37	1.000
@ SJ	3/29	O	65:00	2.77	3	39	36	.923
@ SJ	3/31		DID NOT PLAY					
@ VGK	4/1	W	64:56	1.85	2	37	35	.946
@ VGK	4/3	W	60:00	1.00	1	28	27	.964
COL	4/5	L	57:57	5.18	5	36	31	.861
COL	4/7	W	59:48	3.01	3	32	29	.906
@ STL	4/9		DID NOT PLAY					
@ STL	4/10	O	64:58	2.77	3	30	27	.900
ARI	4/14	W	60:00	2.00	2	30	28	.933
SJ	4/16	W	60:00	2.00	2	22	20	.909
SJ	4/17		DID NOT PLAY					
@ ARI	4/19	W	59:34	2.01	2	24	22	.917
@ ARI	4/21	W	60:00	1.00	1	40	39	.975
@ LA	4/23	W	60:00	2.00	2	42	40	.952
@ SJ	4/24		DID NOT PLAY					
STL	4/28	L	59:37	4.03	4	32	28	.875
STL	4/29	O	62:25	4.81	5	21	16	.762
STL	5/1		DID NOT PLAY					
VGK	5/3	W	59:41	5.03	5	32	27	.844
VGK	5/5	O	61:53	2.91	3	34	31	.912
ANA	5/7		DID NOT PLAY					
ANA	5/8	W	62:46	2.87	3	22	19	.864
@ STL	5/12	L	60:00	4.00	4	27	23	.852
@ STL	5/13		DID NOT PLAY					
TOTALS	33	19-8-5	1961	2.63	86	1008	922	.915

#36 MATS ZUGARELLO

OPP.	DATE	G	A	P	+/-	PIM	SOG	TOI
@ LA	1/14							
@ LA	1/16							
@ ANA	1/18							
@ ANA	1/20							
SJ	1/22							
SJ	1/24							
LA	1/26							
LA	1/28							
COL	1/30							
COL	1/31							
@ COL	2/2							
@ LA	2/16	0	0	0	0	0	2	13:00
@ ANA	2/18	0	1	1	1	0	1	16:31
@ ANA	2/20	1	1	2	1	0	2	14:49
@ SJ	2/22	1	3	4	3	0	1	14:56
@ COL	2/24	1	1	2	0	2	1	12:41
LA	2/26	0	1	1	1	0	4	17:42
LA	2/27	0	1	1	2	0	3	18:16
@ VGK	3/1	0	0	0	0	2	0	18:02
@ VGK	3/3	0	0	0	-1	0	2	19:35
@ ARI	3/5	1	1	2	1	0	2	18:55
@ ARI	3/6	0	0	0	-3	0	2	16:32
VGK	3/8	0	0	0	0	0	3	17:48
VGK	3/10	0	1	1	0	0	2	14:38
ARI	3/12	0	3	3	3	0	3	16:08
ARI	3/14	0	1	1	1	0	3	17:36
ARI	3/16	1	0	1	1	0	3	15:48
@ COL	3/18	0	1	1	-1	0	2	18:51
@ COL	3/20	0	0	0	-4	0	3	17:02
ANA	3/22	0	0	0	-1	0	0	17:13
ANA	3/24	0	0	0	1	0	1	15:38
STL	3/25	0	1	1	1	0	1	15:06
@ SJ	3/29	0	0	0	0	0	0	17:52
@ SJ	3/31	1	0	1	0	0	2	18:13
@ VGK	4/1	0	0	0	0	0	1	12:24
@ VGK	4/3							
COL	4/5							
COL	4/7	0	0	0	0	0	1	13:47
@ STL	4/9	0	0	0	-2	0	0	16:59
@ STL	4/10	0	0	0	0	2	2	18:58
ARI	4/14	2	0	2	0	0	3	14:02
SJ	4/16	1	0	1	1	0	2	16:09
SJ	4/17	1	1	2	1	0	3	15:14
@ ARI	4/19	0	0	0	-2	0	1	15:42
@ ARI	4/21	0	1	1	1	0	0	17:01
@ LA	4/23	0	0	0	1	0	0	14:52
@ SJ	4/24	0	1	1	0	0	3	17:25
STL	4/28	0	0	0	-1	0	0	18:43
STL	4/29	0	0	0	0	0	2	20:51
STL	5/1	1	1	2	2	0	3	16:56
VGK	5/3	0	0	0	-1	0	1	16:20
VGK	5/5	0	1	1	1	2	1	18:36
ANA	5/7	0	1	1	1	0	1	17:21
ANA	5/8	0	2	2	2	0	2	17:29
@ STL	5/12	0	0	0	-1	0	5	18:57
@ STL	5/13							
TOTALS	42	11	24	35	9	8	74	16:41

TAXI SQUAD PLAYERS



JOSEPH CRAMAROSSA

LEFT WING

Shoots: Left Height: 6-1 Weight: 188

Born: October 26, 1992; Markham, Ontario

Acquired: Signed as a free agent, Oct. 9, 2020.



2020-21: Collected first point of season with assist at STL (4/10/21) - first NHL point since 2/14/17 at MIN...Recorded three shots and led team with four hits at COL (3/20/21) - first NHL game since 3/21/17...Tallied three points (2-1=3) and nine PIM in eight games with Iowa (AHL)...**2019-20:** Ranked third in the AHL in PIM and T-3rd in shootout goals (3)...Recorded a career-high, four-game point streak (0-4=4, 12/31-1/8/20)...Netted first career PPG vs. Cleveland (12/21/19)...Acquired by Chicago from Pittsburgh in exchange for Graham Knott (11/20/19)...**2018-19:** Served as alternate captain...Converted 3-of-4 shootout attempts...Led team in PIM...Signed a two-way contract with Pittsburgh (2/20/19)...**2017-18:** Tallied two GWG...**2016-17:** Spent majority of season in NHL...Recorded eight fighting majors...Notched season-high five hits, five times...Claimed by Vancouver off waivers (3/1/17)...Tallied first career NHL goal and recorded career-high 15 PIM at LA (11/1/16, Budaj)...Made NHL debut vs. VAN (10/23/16)...**2015-16:** Set AHL career highs in goals, points, GWG (3) and shots on goal (81)...**2014-15:** Ranked fifth on team in PIM...**2013-14:** Played first season in the AHL...**2009-13:** Collected 138 points (51-87=138), 333 PIM, a plus-34 rating, nine PPG, seven SHG and seven GWG in 235 career games in the Ontario Hockey League (OHL) with Mississauga and Belleville...Appeared in the 2011 Memorial Cup with Mississauga...Served as an alternate captain with Belleville in 2012-13...Selected by the Anaheim Ducks in the third round (65th overall) of the 2011 NHL Entry Draft.

SEASON	CLUB	LEAGUE	REGULAR SEASON					PLAYOFFS				
			GP	G	A	PTS	PIM	GP	G	A	PTS	PIM
2009-10	Mississauga	OHL	64	6	10	16	60	14	0	2	2	11
2010-11	Mississauga	OHL	59	12	20	32	101	14	2	2	4	6
2011-12	Mississauga	OHL	15	6	5	11	40	-	-	-	-	-
	Belleville	OHL	29	8	8	16	43	6	2	2	4	18
2012-13	Belleville	OHL	68	19	44	63	89	17	5	4	9	35
2013-14	Norfolk	AHL	47	1	3	4	52	2	0	0	0	0
	Utah	ECHL	3	0	2	2	7	-	-	-	-	-
2014-15	Norfolk	AHL	54	5	5	10	75	-	-	-	-	-
2015-16	San Diego	AHL	61	11	6	17	68	9	3	0	3	6
2016-17	ANAHEIM	NHL	49	4	6	10	51	-	-	-	-	-
	VANCOUVER	NHL	10	0	0	0	9	-	-	-	-	-
	San Diego	AHL	2	0	0	0	8	-	-	-	-	-
2017-18	Stockton	AHL	37	3	7	10	38	-	-	-	-	-
	Wilkes-Barre/Scranton	AHL	28	6	6	12	28	3	1	0	1	2
2018-19	Wilkes-Barre/Scranton	AHL	56	4	12	16	116	-	-	-	-	-
2019-20	Wilkes-Barre/Scranton	AHL	9	2	1	3	16	-	-	-	-	-
	Rockford	AHL	42	5	7	12	110	-	-	-	-	-
2020-21	MINNESOTA	NHL	4	0	1	1	15	-	-	-	-	-
	Iowa	AHL	8	2	1	3	9	-	-	-	-	-



TAXI SQUAD PLAYERS



ANDREW HAMMOND

GOALTENDER

Catches: Left **Height:** 6-1 **Weight:** 231

Born: February 11, 1988; Surrey, British Columbia

Acquired: Signed as a free agent December 16, 2020.

2019-20: Posted AHL career-bests in GAA and shutouts...Ranked T-3rd in the AHL in shutouts...**2018-19:** Backstopped Iowa to the franchise's first-ever playoff series win...Led the AHL with two shutouts in the Calder Cup Playoffs...Set low franchise record with a career-high 55 saves in a 6-5 overtime win vs. Colorado (10/26/18)...Ranked T-8th in the AHL in shutouts during the regular season...**2017-18:** Acquired by Colorado from Ottawa (11/5/17)...Made 44 saves in a 2-1 win in Game 5 of Western Conference Quarterfinal at NSH (4/20/18) to earn first career Stanley Cup Playoff victory...Became fourth goaltender in NHL history to win an elimination game after making no more than one appearance during regular season...**2016-17:** Limited to six NHL games (four starts) and five AHL contests due to injury...Underwent season ending surgery in February to repair a torn labrum in right hip...**2015-16:** Signed a three-year contract with Senators on May 20, 2015...Earned win at DET (10/30/15) to become the first goaltender in NHL history to record the 21st win of career in first 27 games...Made a career-high 43 saves in 3-2 OTL at CAR (11/7/15)...Recorded first career home shutout vs. MTL (3/19/16)...**2014-15:** Recalled by Ottawa under emergency conditions (1/29/15) and remained with Senators for remainder of season...Recorded first NHL win (42 saves) in first career NHL start vs. MTL (2/18/15) to become oldest goaltender (27 years, eight days) in Senators history to register a win in first career start...Registered first career NHL shutout (25 saves) at ANA (2/25/15) and second career shutout at Los Angeles (2/26/15) to become second goaltender in NHL history to post consecutive road shutouts against the Ducks and Kings (in either order) – and the first to do so on back-to-back days...Became first goaltender in franchise history to win first five starts...Became second goaltender in NHL history (Frank Brimsek, 1938-39) to yield two or fewer goals in first 12 career starts when he improved to 11-0-1 with a 2-1 OT win at CAR (3/17/15)...Improved to 14-0-1 with a 5-2 win vs. SJ (3/23/15) to become the first goaltender to earn at least one point in first 15 NHL starts since Patrick Lalime (14-0-2 in first 16 starts with Pittsburgh in 1996-97)...Named NHL's First Star of March after going 10-1-1 with a 2.09 GAA and a .930 SV%...Became first goaltender in the NHL's modern era to earn at least one point in first 12 career road starts with a 3-1 win at PHI (4/11/15)...Went 10-0-2 with a 1.06 GAA, a .966 SV% and three shutouts in 12 road starts...Made NHL Stanley Cup Playoff debut at MTL (4/15/15)...Named a finalist for the Bill Masterton Memorial Trophy...Also received votes for Vezina and Hart trophies...**2013-14:** Recalled by Ottawa twice and made NHL debut in relief vs. DET (2/27/14)...Ranked third among rookies and T-8th overall in the AHL in wins...Ranked sixth among AHL goaltenders in saves...**2012-13:** Completed collegiate career and signed a two-year, entry-level contract with Ottawa (3/20/13)...**2011-12:** Started every game...Save total ranked second in school history...Presented with the Jim Sears Award as the team's Most Valuable Player and the Jim Ruel Award (Best Defensive Player) for second consecutive season.

			REGULAR SEASON						PLAYOFFS					
SEASON	CLUB	LEAGUE	GP	W	L	OT	GAA	SO	GP	W	L	GAA	SO	
2009-10	Bowling Green State	CCHA	19	0	12	2	4.30	0	2	0	1	8.45	0	
2010-11	Bowling Green State	CCHA	27	6	17	3	2.67	2	5	2	3	3.03	1	
2011-12	Bowling Green State	CCHA	44	14	24	5	2.73	2	8	4	4	3.03	0	
2012-13	Bowling Green State	CCHA	29	10	15	3	2.47	3	5	2	3	2.01	1	
2013-14	OTTAWA	NHL	1	—	—	—	0.00	0	—	—	—	—	—	
	Binghamton	AHL	48	25	19	3	2.81	1	4	1	3	2.95	0	
2014-15	OTTAWA	NHL	24	20	1	2	1.79	3	2	0	2	3.44	0	
	Binghamton	AHL	25	7	13	2	3.51	2	—	—	—	—	—	
2015-16	OTTAWA	NHL	24	7	11	4	2.65	1	—	—	—	—	—	
	Binghamton	AHL	2	0	2	0	4.05	0	—	—	—	—	—	
2016-17	OTTAWA	NHL	6	0	2	0	4.08	0	—	—	—	—	—	
	Binghamton	AHL	5	2	3	0	3.24	0	—	—	—	—	—	
2017-18	COLORADO	NHL	1	0	1	0	2.06	0	3	1	1	2.62	0	
	Belleville	AHL	18	8	6	2	3.34	0	—	—	—	—	—	
	San Antonio	AHL	1	1	0	0	1.00	0	—	—	—	—	—	
2018-19	Iowa	AHL	33	19	14	0	2.81	3	11	5	6	2.46	2	
2019-20	Rochester	AHL	33	16	12	3	2.53	4	—	—	—	—	—	

TAXI SQUAD PLAYERS



LUKE JOHNSON

CENTER

Shoots: Right **Height:** 5-11 **Weight:** 174

Born: September 19, 1994; Grand Forks, North Dakota

Acquired: Signed as a free agent, July 1, 2019.

2020-21: Skated season-high 14:08 at STL (4/9/21)...Recorded first career NHL goal vs. COL (4/7/21, Grubauer)...Tied season-high with four hits vs. COL (4/5)...Notched season highs with four hits and won eight faceoffs (out of 12) at SJ (3/31)...Registered fighting major and won 6-of-7 faceoffs at SJ (3/29)...Tallied one assist, eight shots and 5 PIM in two games with Iowa (AHL)...**2019-20:** Missed start of season due to injury...Made season debut (11/23/19)...Ranked T-2nd in the AHL in PPG (13)...Ranked third on the team in goals and fourth in shots on goal (144)...Played three games with Minnesota (12/17-12/21/19)...Won career-best 10 faceoffs and skated career-high 15:48 vs. WPG (12/21/19)...**2018-19:** Made NHL debut in Chicago's season-opener at OTT (10/4/18)...Tallied first NHL point with an assist at VAN (10/31/18)...Ranked T-1st on IceHogs in GWG (6), third in goals and T-4th in PPG (4)...Ranked T-10th in the AHL in PPG...**2017-18:** Ranked second on team with a plus-7 rating, fourth in shots on goal (32) and fifth in goals during Calder Cup Playoffs...Led team in shots on goal (161), and ranked T-4th in PPG (4) during regular season...**2016-17:** Led team rookies in scoring, assists, shots on goal (134) and PIM, and ranked second in goals...**2015-16:** Ranked T-1st on team in PPG (5), third in PIM, fourth in shots on goal (101) and T-4th in goals...North Dakota won 2016 NCAA National Championship...Named to the NCAA Midwest Region All-Tournament Team...Won 62-of-101 faceoffs (61.4 %) in seven playoff games...Suffered injury in Frozen Four semifinal win vs. Denver that forced him to miss the national championship game against Quinnipiac, the only game he missed at North Dakota...**2014-15:** Led team in shots on goal (109), ranked second in PIM and fifth in goals...Named to NCAA West Region All-Tournament Team...North Dakota lost to Boston University in Frozen Four Semifinal...**2013-14:** Led team freshmen in goal and ranked T-1st in scoring...Ranked second on team in PPG (5)...PPG total ranked T-8th amongst NCAA freshmen...Led NCHC rookies in shots on goal (105)...North Dakota lost to the University of Minnesota in Frozen Four Semifinal...**2012-13:** Selected by Chicago in the fifth round (134th overall) of the 2013 NHL Entry Draft...Led team in PPG (9, T-9th in USHL), ranked third in shots on goal (198), T-3rd in GWG (4) and fourth in goals, assists and points...Played in NHL/USHL Top Prospects Game...**2011-12:** Ranked T-2nd on team in scoring and assists, third in goals, PPG (5), GWG (4) and shots on goal (156)...Led USHL rookies in shots on goal, ranked second in goals, assists, scoring, GWG and T-3rd in PPG...Collected four assists in four games to help Team USA win a gold medal at the 2012 World Junior A Challenge...**2010-11:** Won North Dakota state high school hockey championship with Central High School and received all-state honors as a sophomore.

SEASON	CLUB	LEAGUE	REGULAR SEASON					PLAYOFFS				
			GP	G	A	PTS	PIM	GP	G	A	PTS	PIM
2011-12	Lincoln	USHL	55	20	35	55	52	8	1	1	2	2
2012-13	Lincoln	USHL	57	19	27	46	32	5	0	0	0	0
2013-14	U. of North Dakota	NCHC	42	8	13	21	26	—	—	—	—	—
2014-15	U. of North Dakota	NCHC	42	11	13	24	54	—	—	—	—	—
2015-16	U. of North Dakota	NCHC	43	11	10	21	45	—	—	—	—	—
2016-17	Rockford	AHL	73	8	9	17	31	—	—	—	—	—
2017-18	Rockford	AHL	73	13	17	30	62	13	4	4	8	6
2018-19	CHICAGO	NHL	15	0	1	1	8	—	—	—	—	—
	Rockford	AHL	53	18	13	31	34	—	—	—	—	—
2019-20	MINNESOTA	NHL	3	0	0	0	0	—	—	—	—	—
	Iowa	AHL	42	18	13	31	43	—	—	—	—	—
2020-21	MINNESOTA	NHL	14	1	0	1	5	—	—	—	—	—
	Iowa	AHL	2	0	1	1	5	—	—	—	—	—

TAXI SQUAD PLAYERS



DAKOTA MERMIS

DEFENSEMAN

Shoots: Left Height: 6-0 Weight: 196

Born: January 5, 1994; Alton, Illinois

Acquired: Signed as a free agent, October 9, 2020.

2020-21: Recorded plus-2 rating and three hits in 15:54 of TOI at ANA (2/18/21)...Recorded five hits and two blocked shots in 17:16 of TOI in season debut at LA (2/16/21)...**2019-20:** Led team defensemen in assists, points and PIM, ranked second in PPG and third in shots on goal (79)...Tallied two PPG...Posted first career multi-point game with two assists at NYR (3/7/20)...Skated in 10 NHL games with New Jersey...Ranked second on New Jersey with a plus-7 rating...Notched career-best five blocked shots vs. PIT (3/10/20)...Registered first career multi-point game with two assists at NYR (3/7/20)...Recorded first career NHL goal and skated career-high 20:41 vs. STL (3/6/20, Binnington)...Collected career-high five hits at ANA (3/1/20)...**2018-19:** Served as team captain...Set career highs in points, assists and shots on goal (122)...Ranked third amongst team defensemen in assists and shots on goal and fourth in scoring...**2017-18:** Served as an alternate captain...Skated in nine NHL games with Arizona...Made NHL debut vs. BUF (11/2/17)...Collected nine assists in 13 AHL games in March...Scored two goals in playoff game at Texas (5/7/18)...**2016-17:** Ranked fifth amongst team defensemen in assists and shots on goal (69)...**2015-16:** Tallied two GWG...Scored the overtime GWG vs. Portland (4/16/16)...Tallied three points (1-2=3) vs. Syracuse (3/13/16)...Scored first AHL goal vs. Bridgeport (1/1/16)...**2014-15:** Signed three-year, entry-level contract with Arizona (7/1/15)...Member of Memorial Cup Championship team...Led team with a plus-12 rating in the playoffs...Led team defensemen in scoring and assists in the playoffs...Set OHL career highs in goals, assists and points during regular season...Ranked fifth in the OHL with a plus-48 rating...**2013-14:** Ranked third on team with a plus-40 rating...**2012-13:** Won OHL Championship with London...Ranked second on team with a plus-12 rating in the playoffs...**2011-12:** Won the Clark Cup Championship with Green Bay...Participated in the USHL/NHL Top Prospects Game.

SEASON	CLUB	LEAGUE	REGULAR SEASON					PLAYOFFS				
			GP	G	A	PTS	PIM	GP	G	A	PTS	PIM
2011-12	Green Bay	USHL	60	5	22	27	98	12	0	1	1	20
2012-13	Univ. of Denver	WCHA	19	1	3	4	14	—	—	—	—	—
	London	OHL	27	2	9	11	34	21	1	3	4	21
2013-14	London	OHL	66	5	20	25	76	9	1	3	4	12
2014-15	London	OHL	36	1	10	11	36	—	—	—	—	—
2015-16	Oshawa	OHL	30	5	14	19	50	21	1	14	15	14
	Springfield	AHL	63	3	10	13	58	—	—	—	—	—
2016-17	Rapid City	ECHL	5	1	2	3	6	—	—	—	—	—
	Tucson	AHL	67	2	10	12	75	—	—	—	—	—
2017-18	ARIZONA	NHL	9	0	0	0	0	—	—	—	—	—
2018-19	Tucson	AHL	59	2	17	19	45	9	3	2	5	11
	ARIZONA	NHL	1	0	0	0	0	—	—	—	—	—
2019-20	Tucson	AHL	62	3	21	24	49	—	—	—	—	—
	NEW JERSEY	NHL	10	1	3	4	4	—	—	—	—	—
2020-21	Binghamton	AHL	53	3	16	19	23	—	—	—	—	—
	MINNESOTA	NHL	3	0	0	0	0	—	—	—	—	—

TAXI SQUAD PLAYERS



KYLE RAU

CENTER

Shoots: Left Height: 5-8 Weight: 176

Born: October 24, 1992; Eden Prairie, Minnesota

Acquired: Signed as a free agent, July 1, 2017.

2020-21: Tied career best with five hits and skated season-high 12:55 at STL (5/13/21)...Collected three hits and three blocked shots at COL (4/10/21)...Recorded assist and career-high five shots vs. VGK (3/10/21)...Notched three hits at VGK (3/3/21)...Recorded first career fighting major at COL (2/2/21, Compher)...**2019-20:** Ranked third on team in assists and PPA (18), fourth in scoring and fifth in shots on goal (135)...Tallied a season-best, nine-game point streak (2-14=16, 11/16-12/27/19)...**2018-19:** Led team in PPG (17) and GWG (4), ranked second in goals and shots on goal (202), third in scoring and fourth in assists...Ranked T-1st in AHL in PPG...**2017-18:** Ranked T-1st on Iowa in PPG (8), second in goals and shots on goal (167) and T-3rd in scoring...Tallied an assist vs. TB (1/20/18) - brother, Chad, played nine games with Minnesota in 2011-12 - first set of brothers to play for Minnesota Wild...Made Stanley Cup Playoff debut in Game 5 at WPG (4/20/18)...**2016-17:** Scored goal at MTL (11/15/16) for first career goal streak...Netted first career NHL goal vs. NYI (11/12/16, Halak)...Tallied first career NHL point with an assist at DET (10/30/16)...**2015-16:** Made NHL debut vs. WPG (2/20/16)...Ranked second on Portland in goals, shots on goals (146) and sixth in scoring during rookie season...Tallied three PPG and two SHG...**2014-15:** Scored in first two professional games vs. Adirondack (4/4/15) and at Oklahoma City (4/7/15)...Served as team captain for University of Minnesota...Led team in goals, ranked T-2nd in scoring and fourth in assists...Recorded eight PPG and four GWG...Scored a goal and an assist in Minnesota's victory over Michigan in Big-10 Championship Game...**2013-14:** Served as co-captain...Led team in scoring and assists and T-2nd in goals...Tallied seven PPG and six GWG...Named Second Team All-American...Named to the 2014 Big-10 Second All-Star Team and Big-10 All-Academic Team...Also named to the 2014 NCAA West Second All-American Team and 2014 NCAA Championship All-Tournament Team as Gophers advanced to national championship game...**2012-13:** Ranked second on the team in scoring and assists and third in goals...Ranked T-1st in nation with seven GWG...Tallied six PPG...Named to All-WCHA Academic Team...**2011-12:** Led team with nine PPG and six GWG, ranked second in scoring and plus/minus rating (plus-23) and third in goals and assists...Named to WCHA All-Rookie Team...Tallied five points (3-2=5) in six games for the United States at 2012 IIHF World Junior Championship...**2010-11:** Helped Eden Prairie win Minnesota State High School Hockey Championship at Xcel Energy Center scoring game-winning goal against Duluth East in triple overtime...Named Mr. Hockey Award winner...Selected by Florida in the third round (91st overall) of the 2011 NHL Entry Draft at Xcel Energy Center.

SEASON	CLUB	LEAGUE	GP	REGULAR SEASON				PIM	PLAYOFFS				
				G	A	PTS	PIM		GP	G	A	PTS	PIM
2011-12	University of Minnesota	WCHA	40	18	25	43	29	—	—	—	—	—	—
2012-13	University of Minnesota	WCHA	40	15	25	40	22	—	—	—	—	—	—
2013-14	University of Minnesota	Big-10	41	14	26	40	16	—	—	—	—	—	—
2014-15	University of Minnesota	Big-10	39	20	21	41	18	—	—	—	—	—	—
	San Antonio	AHL	7	2	1	3	0	1	0	0	0	0	2
2015-16	FLORIDA	NHL	9	0	0	0	2	—	—	—	—	—	—
	Portland	AHL	63	17	14	31	24	5	1	1	2	2	2
2016-17	FLORIDA	NHL	24	2	1	3	4	—	—	—	—	—	—
	Springfield	AHL	48	10	14	24	32	—	—	—	—	—	—
2017-18	MINNESOTA	NHL	3	0	1	1	0	1	0	0	0	0	0
	Iowa	AHL	69	23	27	50	16	—	—	—	—	—	—
2018-19	MINNESOTA	NHL	6	0	1	1	0	—	—	—	—	—	—
	Iowa	AHL	69	26	27	53	24	11	4	2	6	4	4
2019-20	Iowa	AHL	51	14	29	43	6	—	—	—	—	—	—
2020-21	MINNESOTA	NHL	14	0	2	2	9	—	—	—	—	—	—



2021 PLAYOFF ROSTER

#	FORWARDS	POS	SH	HT	WT	BORN	BIRTHPLACE
27	NICK BJUGSTAD	C	R	6' 6"	208	JUL 17, 1992	MINNEAPOLIS, MN, USA
13	NICK BONINO	C	L	6' 1"	195	APR 20, 1988	HARTFORD, CT, USA
56	JOSEPH CRAMAROSSA	C	L	6' 0"	188	OCT 26, 1992	TORONTO, ON, CAN
14	JOEL ERIKSSON EK	C	L	6' 3"	208	JAN 29, 1997	KARLSTAD, SWE
22	KEVIN FIALA	LW	L	5' 10"	198	JUL 22, 1996	ST. GALLEN, CHE
17	MARCUS FOLIGNO	LW	L	6' 3"	223	AUG 10, 1991	BUFFALO, NY, USA
18	JORDAN GREENWAY	LW	L	6' 6"	241	FEB 16, 1997	CANTON, NY, USA
38	RYAN HARTMAN	RW	R	6' 0"	192	SEP 20, 1994	HILTON HEAD ISL., SC, USA
90	MARCUS JOHANSSON	C	L	6' 1"	203	OCT 6, 1990	LANDSKRONA, SWE
41	LUKE JOHNSON	C	R	5' 11"	174	SEP 19, 1994	GRAND FORKS, ND, USA
97	KIRILL KAPRIZOV	LW	L	5' 9"	201	APR 26, 1997	NOVOKUZNETSK, RUS
11	ZACH PARISE (A)	LW	L	5' 11"	193	JUL 28, 1984	MINNEAPOLIS, MN, USA
49	VICTOR RASK	C	L	6' 2"	195	MAR 1, 1993	LEKSAND, SWE
37	KYLE RAU	C	L	5' 8"	176	OCT 24, 1992	EDEN PRAIRIE, MN, USA
7	NICO STURM	C	L	6' 3"	207	MAY 3, 1995	AUGSBURG, DEU
36	MATS ZUCCARELLO	RW	L	5' 8"	175	SEP 1, 1987	OSLO, NOR
#	DEFENSEMAN		SH	HT	WT	BORN	BIRTHPLACE
25	JONAS BRODIN		L	6' 1"	194	JUL 12, 1993	KARLSTAD, SWE
28	IAN COLE		L	6' 1"	225	FEB 21, 1989	ANN ARBOR, MI, USA
24	MATT DUMBA		R	6' 0"	185	JUL 25, 1994	REGINA, SK, CAN
77	BRAD HUNT		L	5' 9"	177	AUG 24, 1988	MAPLE RIDGE, BC, CAN
57	DAKOTA MERMIS		L	6' 0"	196	JAN 5, 1994	ALTON, IL, USA
21	CARSON SOUCY		L	6' 5"	211	JUL 27, 1994	VIKING, AB, CAN
46	JARED SPURGEON (C)		R	5' 9"	167	NOV 29, 1989	EDMONTON, AB, CAN
20	RYAN SUTER (A)		L	6' 1"	205	JAN 21, 1985	MADISON, WI, USA
#	GOALTENDERS			HT	WT	BORN	BIRTHPLACE
35	ANDREW HAMMOND			6' 1"	231	FEB 11, 1988	SURREY, BC, CAN
34	KAAPU KAHKONEN			6' 2"	215	AUG 16, 1996	HELSINKI, FIN
33	CAM TALBOT			6' 4"	193	JUL 5, 1987	CALEDONIA, ON, CAN

* INJURED RESERVE

SEASON -IN- REVIEW





2020-21 SEASON NOTES

TOTAL TEAM EFFORT

- The Wild went 35-16-5 for 75 points this season – the second-most wins and team points through 56 games in franchise history. The team's .669 points percentage is the highest in team history (.646 in 2016-17).
- Minnesota began the 2020-21 season with a 6-5-0 record in its first 11 games before a 14-day pause due to COVID-19. The Wild went 29-11-5 in their return to action, ranking second in the NHL in points (63) and fifth in wins since Feb. 16.
- The Wild never had a losing streak (regulation and OT/SO) longer than two games for the first time in team history. Minnesota, Boston and Pittsburgh were the only teams to not have a losing streak of more than two games this season.
- Minnesota recorded a season-high seven-game win streak, April 14-24, and a season-high eight-game point streak (7-0-1), April 10-24.
- Per NHL Stats, the Wild recorded three win streaks of five-or-more games in a season for the third time in franchise history (2014-15, 2011-12).

GOALS, GOALS, GOALS

- The Wild had eight different players with double digit goal totals, including two that reached the 20-plus goal total. Minnesota was one of eight NHL teams with eight double digit goal scorers.
- Minnesota was one of three NHL teams to have 12 players to record at least 20 points this season.
- The Wild ranked T-1st in the NHL in first period goals (60) and second in third period goals (67).
- Per NHL Stats, the Wild had overcome a multi-goal, third-period deficit to win a game four times, tying Boston for the highest such total in the NHL.
- The Wild ranked T-8th in the NHL in total goals scored (non-shootout goals) – the second time in team history Minnesota finished in the top 10 of the League (second in 2016-17).

HOME SWEET HOME

- The Wild went 21-5-2 in 28 home games this season and recorded its highest home point percentage in team history (.786).
- Minnesota ranked second in the NHL in goals scored at home (101).
- Minnesota went 19-2-2 at home since Jan. 31 to rank T-1st in the NHL in home wins in that span.
- The Wild set a franchise record 11-game home win streak from Jan. 31-March 25.
- Minnesota defeated Colorado, 8-3, on April 7 to tie its franchise best for most goals in a game for the fifth time, third at Xcel Energy Center.

ON THE ROAD AGAIN

- Minnesota began its 2020-21 season as the road team for the sixth straight season and for the 10th time in team history. The Wild began the season with a four-game road trip, the longest road trip to start a season in franchise history.
- The Wild posted a pair of five-game road point streaks, Feb. 28-March 1 and April 10-24.
- Minnesota scored four-plus goals in four of the last six games to rank T-6th in the NHL with a 3.67 goals/game road average since April 19.

POWER PLAY

- Minnesota scored 19 power-play goals in its last 22 games, including a season-high four-game PPG streak April 1-7. The Wild led the NHL in PPG and ranked third in PP% (31.7%) since April 1.
- The Wild went 24-for-91 on the power play since March 10, ranking T-3rd in the NHL in PPG and fourth in PP% (26.4).
- Minnesota netted 12 PPG in its last 12 games at Xcel Energy Center to rank T-1st in home PPG and rank third in PP% (33.3%) since April 5. The Wild had scored just one PPG in its first nine home games and collected 16 in its last 19 home games.
- The Wild netted seven PPG in the last 10 road games to rank third in the NHL in road PP% (29.2%) since April 1.
- Minnesota scored four PPG on April 7 – the 12th time in franchise history it has recorded four-plus PPG.

LIGHTS OUT CAM

- Cam Talbot posted a seven-game road point streak (5-0-2) from March 29-April 23 with a 1.93 GAA and a .942 SV%. He ranked T-4th amongst NHL goalies in road wins since March 29.
- The backstop went 8-2-3 since April 7, ranking T-4th amongst NHL goalies in wins.
- He went 15-4-4 with a 2.53 GAA, a .918 SV% and two shutouts in his

- last 23 starts. He ranked second amongst NHL goalies in saves (663) and shots against (722), T-3rd in wins and T-6th in shutouts since March 12.
- He went 12-2-2 with a 2.50 GAA, a .912 SV% and two shutouts in 17 home starts this season and tied his career-best seven-game home win streak, Jan. 31-March 25.
- The 33-year-old made a career-high 50 saves on a career-high 55 shots faced March 18 at COL, tied for the most saves and shots faced by an NHL goaltender in a game this season.

FINNISH FLARE

- Kaapo Kahkonen won 16 games this season – the most wins by a Wild rookie goaltender in a season. He ranked T-3rd amongst NHL rookie goalies in wins and shutouts.
- Per NHL Stats, his nine-game win streak from Feb. 18-March 16 tied for the fifth-longest by an NHL rookie goalie.
- He made all 31 saves to earn his second career NHL shutout March 16 vs. ARI.
- The backstop stopped all 26 shots faced March 8 vs. VGK to earn his first career NHL shutout.
- He won five straight road wins Feb. 18-March 5. Per NHL Stats, the five-game road win streak is the longest win streak by a Wild rookie goalie.
- The Finnish native is the second Finland-born goaltender to backstop for Minnesota (Niklas Backstrom).

KIRILL THE THRILL

- Kirill Kaprizov led the Wild in goals and points. Per NHL Stats, only three rookies since 1992-93 have led a team in points during the regular season, while helping them qualify for the playoffs: Auston Matthews (2016-17), Filip Forsberg (2014-15) and Trent Hunter (2003-04).
- He recorded a career-high, six-game point streak (5-5=10) from April 29-May 8. He also owned a four-game multi-point game streak, May 3-8, the longest by a Wild rookie in team history.
- Per NHL Stats, Kirill is the first Wild rookie to record three point streaks of five-or-more games in a single season. He is also the first NHL rookie to do so since Elias Pettersson (2018-19).
- He recorded 16 points (11-5=16) in his last 13 contests, ranking T-1st in the NHL in goals since April 17.
- He tallied 13 multi-point games this season – the most by a Wild rookie in a season.
- He became the eighth rookie in past 10 NHL seasons to tally his first 30 career regular-season points in 35 or fewer games.
- The 24-year-old set franchise rookie records for goals, PPG (8), EVG (19), assists (24), points and EVP (38).
- He led the Wild and NHL rookies in scoring this season. He also led NHL rookies in goals, EVG, PPG and shots on goal, ranked T-1st in OT goals, second in assists, EVP and PPP, T-3rd in plus/minus rating and T-4th in GWG (3).

- He netted his second OT winner May 7 vs. ANA – the most by a Wild rookie.
- Kaprizov recorded a Wild rookie franchise-best five-game goal streak, April 17-24.
- He registered three PPP (2-1=3) April 7 vs. COL to become the first Wild rookie to record three PPP in a game and the first to net two PPG in a game.
- The three-point night was the third of his career, the most by a Wild rookie in a season in team history (NHL Stats).
- The winger netted his first career NHL hat trick March 12 to become the second Wild rookie to do so (Justin Fontaine, 1/9/14). He also became the third Wild player to score all three goals in the same period: Parise, 3/24/16 (1st); Zucker, 11/9/17 (3rd).
- Tallied an assist on the OT goal at LA (1/16) to become the first player in NHL history to record OT points in first two games.
- Notched three points (1-2=3) including GWG in 4-3 OT win at LA (1/14) to become the third player in NHL history to score OT goal in debut. Three points are the most by a Wild player in debut.

STRIKING FIRST

- Mats Zuccarello tallied six points (1-5=6) in his final six games.
- Seven of his 11 goals were the Wild's first goal of the game. He ranked T-2nd on the Wild with four first goals of the game this season.
- He tallied 13 points (5-8=13) in the last 15 games.
- The winger ranked T-2nd on the Wild in assists (24), third in scoring (35) and T-4th in goals.
- He recorded a pair of three-game goal streaks (April 14-17 and Feb. 20-

2020-21 SEASON NOTES



- 24) to tie his career best for the seventh time.

- Per NHL Stats, he became the sixth player in Wild history to score the team's opening goal in three consecutive games (2/20-2/24).
- He scored two PPG April 14 for his 17th career multi-goal game, first career contest with two PPG.
- He skated in his 600th career NHL game April 1 to become the 149th active skater since entering the League in 2010-11 to reach the milestone.
- His six-game assist streak from Feb. 18-27 was the longest by a Wild player and tied his career-best for the second time.
- He tied his career-high with four points (1-3=4) Feb. 20, last 10/7/17 (w/ NYR), to become the 10th player in Wild history to total four-or-more points in a game.

FA-LA-LA FIALA

- Kevin Fiala tallied eight points (3-5=8) in his last six games, including a three-game multi-point streak April 29-May 3.
- He recorded six of his nine multi-point games in his last 15 contests.
- He reached 20-plus goals and 40-plus points in a season in back-to-back campaigns and for the third time in his career. He joins Timo Meier (3) and Nino Niederreiter (5) as the only Swiss natives to record 20-plus goals in three-or-more seasons in NHL history. He is the only Swiss-born to reach 40 points this season.
- The winger tallied 14 points (6-8=14) in his last 11 games and has 26 points (11-15=26) in the last 22 games.
- He recorded 11 power-play points (3-8=11) in his last 19 contests to rank T-5th in the NHL in PPP since April 1.
- He recorded a career-high four points (3-1=4), including his first career NHL hat trick and tied his career-best eight shots on April 7 vs. COL.
- His hat trick marked the 30th in franchise history, 15th at Xcel Energy Center. He became the second Swiss native to record a hat trick in a Wild sweater.
- The 24-year-old had a team-high seven-game point streak (5-6=11) from March 25-April 7, including a career-high four-game PPP streak (3-3=6).
- The winger led the Wild in GWG (5), PPP (14) and shots (162) and ranked second in goals, PPG (6) and scoring.

OH MY JEE

- Joel Eriksson Ek collected two points May 7 (1-1=2) for his ninth career multi-point game, sixth this season. He tallied 10 points (6-4=10) in the last 14 games.
- He ranked third on the Wild and T-3rd amongst Swedish-born NHL skaters in goals this season. He also ranked third on the team in shots, fourth in plus/minus rating (+16) and fifth in points.
- He registered a career-high, seven-game point streak (4-3=7) from April 17-29, tying Fiala for longest point streak on the Wild this season.
- The 24-year-old scored two goals March 10 to set a career high in goals and earned his second career two-goal game.
- He tallied a career-high seven hits Feb. 16 at LA and ranked second on the Wild in hits (105).
- The Swedish native registered two points (1-1=2) Jan. 22 to record his second consecutive multi-point game. It marked the first time in his career he has posted back-to-back multi-point games.

EAST PARISE

- Zach Parise is one goal shy of becoming the third player in franchise history to reach 200 goals (Gaborik, 219; Koivu, 205).
- His goal on April 17 vs. SJ marked his 400th career point with Minnesota to become the third player in franchise history to reach 400 points (Koivu, 709; Gaborik, 437).
- The winger tallied his 200th career assist in a Wild sweater April 7 vs. COL. He became the eighth player to reach the milestone in team history.
- He registered his 800th career NHL point Feb. 24 at COL to become the 21st active NHL skater (172nd overall), the 18th all-time U.S.-born skater and third Minnesota native to reach 800 career points.
- In his 16th NHL season, he is the active NHL leader in games played amongst Minnesota-born skaters (1,060).
- The Minneapolis native ranks third amongst active U.S.-born skaters in goals (393).

BRODIN

- Jonas Brodin posted back-to-back multi-point games for the first time in his career and tied his career-best two-game goal streak for the second time, May 1-3.

- His goal on May 3 was his ninth of the season to surpass his previous career-high set in 79 games during the 2013-14 season. The goal was also his second GWG of the season to tie his career best for the third time (2016-17, 2018-19).
- The 27-year-old netted his first career OT goal Jan. 31 vs. COL to become the 14th defenseman in team history to record an OT goal.
- He led team defensemen in goals (T-7th among NHL defensemen) and ranked second in scoring and blocked shots (99) this season.
- Wild defensemen ranked T-1st in the NHL in GWG (6) by team blueliners this season.

SURGING SPURGEON

- Jared Spurgeon recorded nine points (2-7=9) in his last 10 games played.
- The blueliner tallied 19 points (6-13=19) in his last 26 contests, including nine PPP (3-6=9). He led Minnesota defensemen in scoring and PPP this season.
- He tallied his 300th career point with an assist April 29 vs. STL to become the eighth player in team history to reach 300 points, second defenseman (Suter, 369).
- The Captain skated in his 700th career NHL game April 28 to become the third player in Wild history, second defenseman (Nick Schultz, 743) to reach the milestone. He became the 29th defenseman and 86th skater since entering the League in 2010 to reach 700 games.
- He collected a career-high three power-play assists April 7 vs. COL to become the fifth Wild defenseman in team history to record three PPP in a game.
- The third PPA marked his 100th career PPP to become the second defenseman in Wild history to reach the milestone (Suter, 138), seventh player all-time.
- He reached 200 career assists on Jan. 31 vs. COL to become the seventh player in team history, second defenseman, to reach the milestone.

MOOSE TRACKINGS

- Marcus Foligno set career highs in points and plus/minus rating (+19) and tied his career best in goals this season.
- He led the Wild in hits (109), ranked T-2nd in PIM, third in plus/minus rating, T-4th in goals and fifth in EVG (10). He was one of two players to net a SHG.
- The Buffalo native recorded two season-high three-game point streaks, March 1-5 (3-3=6) and April 17-21 (1-2=3).
- He registered a season-high three points (2-1=3) March 1, all in the second period, to earn his fifth career three-point game, third with the Wild. The three points tied the franchise record for most points in a period.
- He netted the shorthanded GWG Feb. 24 at COL. The goal was his fifth career SHG, first in a Wild sweater. The goal was also his second career SH GWG, last, 1/25/14 (with Buffalo).
- The winger recorded his third career Gordie Howe Hat Trick, second with Minnesota on Feb. 22 at SJ.
- The 29-year-old posted back-to-back multi-point games for the second time in his career, Feb. 22-24. He collected six multi-point games this season, his most in a single season in his 10 NHL campaigns.

NHL & WILD DEBUTS

- Kirill Kaprizov made his NHL debut at LA (1/14). He became the ninth rookie to record a goal in his NHL debut with the Wild.
- Calen Addison made his NHL debut at LA (2/16). He became the 88th player to make his NHL debut with the Wild, 30th defenseman.
- Nick Bjergstad (1/14), Nick Bonino (1/14), Ian Cole (1/20), Joseph Cramarossa (3/20), Marcus Johansson (1/14) and Dakota Mermis (2/16) each made their debuts with Minnesota this season.



2020-21 GAME-BY-GAME

2020-21 STAT BREAKDOWN



GAME	DATE	OPPONENT	RESULT	W	L	OT	RECORD	PTS	DIVISION/ CONF. RANK	WILD GOALS (# BY)	WILD GOALTENDERS	ATT.
1	1/14	@ LA	4-3	W		OT	1-0-0	2	t-1st/1-1st	25,49,17,97	Talbot	n/a
2	1/16	@ LA	4-3	W		OT	2-0-0	4	t-1st/1-1st	24,14,20,90	Talbot	n/a
3	1/18	@ ANA	0-1		L		2-1-0	4	t-2nd/t-6th		Talbot	n/a
4	1/20	@ ANA	3-2	W			3-1-0	6	t-1st/1-1st	38s,13p,14	Kahkonen	n/a
5	1/22	SI	4-1	W			4-1-0	8	t-1st/1-1st	14,11,22,18	Talbot/KAHKONEN	n/a
6	1/24	SI	3-5		L		4-2-0	8	2nd/t-5th	11,27,22p	Kahkonen	n/a
7	1/26	LA	1-2		L		4-3-0	8	t-3rd/t-10th	14	Kahkonen	n/a
8	1/28	LA	5-3	W			5-3-0	10	t-2nd/t-7th	90,22,97,27,14	Kahkonen	n/a
9	1/30	COL	1-5		L		5-4-0	10	4th/t-12th	24	Kahkonen	n/a
10	1/31	COL	4-3	W		OT	6-4-0	12	3rd/t-6th	18,49,49,25	Talbot	n/a
11	2/2	@ COL	1-2		L		6-5-0	12	3rd/t-9th	97p	Talbot	n/a
12	2/16	@ LA	0-4		L		6-6-0	12	8th/t-24th		Kahkonen	n/a
13	2/18	@ ANA	3-1	W			7-6-0	14	t-7th/t-23rd	18,22,17	Kahkonen	n/a
14	2/20	@ ANA	5-1	W			8-6-0	16	t-6th/t-22nd	36,22,22p,49,14	Kahkonen	n/a
15	2/22	@ SI	6-2	W			9-6-0	18	t-6th/t-18th	36,97,28,17,25p,49	Kahkonen	n/a
16	2/24	@ COL	6-2	W			10-6-0	20	5th/t-19th	36,11,17s,38,7,7	Kahkonen	n/a
17	2/26	LA	3-1	W			11-6-0	22	t-2nd/t-12th	97,27,14	Talbot	n/a
18	2/27	LA	4-3	W		OT	12-6-0	24	t-2nd/t-10th	14,7,97,24	Kahkonen	n/a
19	3/1	@ VGG	4-5		L	OT	12-6-1	25	3rd/t-13th	18,17,13,17	Talbot	2,605
20	3/3	@ VGG	1-5		L		12-7-1	25	t-3rd/t-13th	17	Talbot	2,610
21	3/5	@ ARI	5-1	W			13-7-1	27	t-3rd/t-13th	36,77,27,18,22	Kahkonen	2,541
22	3/6	@ ARI	2-5		L		13-8-1	27	4th/t-15th	24,18	Talbot	3,141
23	3/8	VGG	2-0	W			14-8-1	29	3rd/t-12th	22,25	Kahkonen	n/a
24	3/10	VGG	4-3	W			15-8-1	31	3rd/t-11th	14,97p,14,21	Kahkonen	n/a
25	3/12	ARI	4-0	W			16-8-1	33	t-2nd/t-10th	97,97,25,97	Talbot	n/a
26	3/14	ARI	4-1	W			17-8-1	35	2nd/t-10th	49,13,22p,14	Talbot	n/a
27	3/16	ARI	3-0	W			18-8-1	37	2nd/t-8th	38,36,46	Kahkonen	n/a
28	3/18	@ COL	1-5		L		18-9-1	37	3rd/t-11th	49p	Talbot	n/a
29	3/20	@ COL	0-6		L		18-10-1	37	t-3rd/t-12th		Kahkonen	n/a
30	3/22	ANA	2-1	W			19-10-1	39	3rd/12th	20p,27	Talbot	n/a
31	3/24	ANA	3-2	W			20-10-1	41	3rd/12th	46,46p,7	Talbot	n/a
32	3/25	STL	2-0	W			21-10-1	43	3rd/10th	90,97	Talbot	n/a
33	3/29	@ SI	3-4		L	SO	21-10-2	44	3rd/12th	90,13,22	Talbot	n/a
34	3/31	@ SI	2-4		L		21-11-2	44	3rd/12th	97,36	Kahkonen	n/a
35	4/1	@ VGG	3-2	W		SO	22-11-2	46	3rd/t-10th	97,46p	Talbot	3,950
36	4/3	@ VGG	2-1	W			23-11-2	48	3rd/10th	97p,14	Talbot	3,950
37	4/5	COL	4-5		L		23-12-2	48	3rd/t-11th	38,27,90p,22p	Talbot	3,000
38	4/7	COL	8-3	W			24-12-2	50	3rd/t-9th	97p,41,22p,38,97p,22,14,22p	Talbot	3,000
39	4/9	@ STL	1-9		L		24-13-2	50	3rd/12th	11	Kahkonen	n/a
40	4/10	@ STL	2-3		L	OT	24-13-3	51	3rd/12th	7,24p	Talbot	n/a
41	4/14	ARI	5-2	W			25-13-3	53	3rd/11th	36p,11,13p,36p,46	Talbot	3,000
42	4/16	SI	3-2	W			26-13-3	55	3rd/11th	13,36,11	Talbot	3,000
43	4/17	SI	5-2	W			27-13-3	57	3rd/t-10th	36p,14,11,97,7	Kahkonen	3,000
44	4/19	@ ARI	5-2	W			28-13-3	59	3rd/t-9th	97p,18,90p,22,25	Talbot	3,481
45	4/21	@ ARI	4-1	W			29-13-3	61	3rd/t-8th	22,17,97,7	Talbot	3,736
46	4/23	@ LA	4-2	W			30-13-3	63	3rd/t-7th	97,97p,7,14	Talbot	1,091
47	4/24	@ SI	6-3	W			31-13-3	65	3rd/t-6th	20,17,46,22,97p,13	Kahkonen	n/a
48	4/28	STL	3-4		L		31-14-3	65	3rd/9th	25,14,17	Talbot	3,000
49	4/29	STL	4-5		L	OT	31-14-4	66	t-2nd/t-8th	14,22,49,97	Talbot	3,000
50	5/1	STL	4-3	W		OT	32-14-4	68	3rd/9th	36,7,25,22	Kahkonen	3,000
51	5/3	VGG	6-5	W			33-14-4	70	3rd/9th	14,13,13p,22,97,25	Talbot	3,000
52	5/5	VGG	2-3		L	OT	33-14-5	71	3rd/9th	97,97	Talbot	3,000
53	5/7	ANA	4-2	W		OT	34-14-5	73	3rd/t-8th	49,7,14,97	Kahkonen	3,300
54	5/8	ANA	4-3	W		OT	35-14-5	75	3rd/t-7th	46p,38,13,49	Talbot	3,300
55	5/12	@ STL	0-4		L		35-15-5	75	3rd/t-8th		Talbot	n/a
56	5/13	@ STL	3-7		L		35-16-5	75	3rd/t-8th	7,20,17	Kahkonen	n/a

ALL CAPS indicates decision, * indicates sell out, p-power-play goal, s-short-handed goal, ps-penalty shot

Overall Record 35-16-5
Home Record 21-5-2
Road Record 14-11-3

Scoring First 23-5-2
Opponent Scoring First 12-11-3

Leading After First Period 17-4-2
Trailing After First Period 5-8-1
Tied After First Period 13-4-2

Leading After Second Period 21-1-2
Trailing After Second Period 5-13-2
Tied After Second Period 9-2-1

Outshooting Opponent 15-5-1
Outshot By Opponent 15-11-3
Even Shots 5-0-1

Overtime Record - 2020-21 7-4
Overtime Record - Franchise 74-55-84
Shootout Record - 2020-21 1-1
Shootout Record - Franchise 71-70

SEASON CATEGORY LEADERS

GAMES PLAYED	Three Players	56	TIME ON ICE	Ryan Suter	1,242:17
POINTS	Kirill Kaprizov	51	TOI/GAME	Jonas Brodin	22:26
GOALS	Kirill Kaprizov	27	FACEOFF WIN %	Nick Bonino	52.8
ASSISTS	Jordan Greenway	26	GAMES (GOALIE)	Cam Talbot	33
POWER-PLAY GOALS	Kirill Kaprizov	8	MINUTES (GOALIE)	Cam Talbot	1,961
SHORT-HANDED GOALS	Two Players	1	WINS	Cam Talbot	19
GAME-WINNING GOALS	Kevin Fiala	5	LOSSES	Two Players	8
EVEN-STRENGTH GOALS	Two Players	19	WINNING PERCENTAGE	Cam Talbot	.672
SHOOTOUT GOALS	Kevin Fiala	2	OVERTIME LOSSES	Cam Talbot	5
3+ GOAL GAMES	Two Players	1	GOALS-AGAINST AVG.	Cam Talbot	2.63
SHOTS ON GOAL	Kevin Fiala	162	SAVE PERCENTAGE	Cam Talbot	0.915
PENALTY MINUTES	Carson Soucy	51	SHUTOUTS	Two Players	2
PLUS/MINUS	Carson Soucy	+22	GOALS ALLOWED	Cam Talbot	86



2020-21 STAT BREAKDOWN

GOALS BY PERIOD

PERIOD	WILD	OPP.
1	60	40
2	46	61
3	67	54
OT	7	4
Total	180	159
Avg.	3.2	2.8

SHOTS BY PERIOD

PERIOD	WILD	OPP.
1	521	538
2	562	591
3	476	553
OT	26	23
Total	1585	1705
Avg.	28.3	30.4

GOAL PRODUCTION

GOALS	WILD	OPP.
0	0-4-0	4-0-0
1	0-6-0	9-1-0
2	4-2-2	10-2-0
3	7-3-1	11-0-2
4	13-1-2	0-4-1
5	6-0-0	1-6-2
6	4-0-0	0-1-0
7	-	0-1-0
8	1-0-0	-
9	-	0-1-0

PENALTIES

	PIM	PIM/G
Home	302	10:47
Away	196	7:00
TOTAL	498	8:53

MARGIN OF VICTORY

GOALS	TOTAL	HOME	AWAY
1G	15-5-5	10-3-2	5-2-3
2G	6-2	4-1	2-1
3G+	14-9	7-1	7-8

POWER PLAY

	G	ATT	PCT	NHL RANK
Home	17	84	20.2	21st
Away	12	81	14.8	26th
OVERALL	29	165	17.6	T-23rd

3 SHORT-HANDED GOALS ALLOWED (T-7th in NHL)

PENALTY KILL

	GA	ATT	PCT	NHL RANK
Home	16	88	81.8	14th
Away	15	73	79.5	18th
OVERALL	31	161	80.8	T-11th

2 SHORT-HANDED GOAL SCORED (T-23rd in NHL)

GOAL SITUATION

	WILD	OPP.
6-on-5	4	5
6-on-4	1	0
6-on-3	0	0
5-on-5	126	108
5-on-4	26	3
5-on-3	1	0
4-on-4	2	4
4-on-3	1	0
3-on-3	6	4
3-on-4	0	0
3-on-5	0	0
3-on-6	0	0
4-on-5	2	31
4-on-6	0	0
5-on-6	11	4
Empty Net	11	5
Pen. Shot	0	0
TOTAL	180	159

2020-21 STAT BREAKDOWN



2020-21 10-GAME COMPARISONS

GAME	RECORD	GF-GA	POWER PLAY	PENALTY KILL	SF-SA
1-10	6-4-0	29-28	2-39 (5.1%)	35-41 (85.4%)	309-297
11-20	6-3-1	33-26	3-27 (11.1%)	24-30 (80.0%)	310-292
21-30	7-3-0	27-22	4-31 (12.9%)	27-30 (90.0%)	279-309
31-40	5-3-2	30-33	10-29 (34.5%)	24-30 (80.0%)	253-340
41-50	8-1-1	43-26	8-22 (36.4%)	13-18 (72.2%)	262-300
51-60	3-2-1	19-25	2-17 (11.8%)	7-12 (58.3%)	172-167

2020-21 MONTHLY COMPARISONS

MONTH	RECORD	GF-GA	POWER PLAY	PENALTY KILL	SF-SA
January	6-4-0	29-28	2-39 (5.1%)	35-41 (85.4%)	309-297
February	6-2-0	28-16	3-24 (12.5%)	21-25 (84.0%)	243-225
March	9-5-2	42-42	5-42 (11.9%)	37-43 (86.0%)	436-515
April	10-3-2	59-46	17-42 (40.5%)	29-39 (74.4%)	387-470
May	4-2-1	23-28	2-18 (11.1%)	8-13 (61.5%)	210-198

POWER-PLAY SCORING

PLAYER	G	A	PTS	PP TOI/GM
Kevin Fiala	6	8	14	3:06
Kirill Kaprizov	8	5	13	3:14
Jared Spurgeon	3	6	9	2:50
Marcus Johansson	2	4	6	1:49
Victor Rask	1	5	6	1:57
Ryan Suter	1	5	6	2:22
Mats Zuccarello	3	3	6	2:21
Nick Bonino	3	2	5	1:54
Matt Dumba	1	4	5	1:59
Ryan Hartman	0	3	3	1:09
Jonas Brodin	1	1	2	0:51
Joel Eriksson Ek	0	2	2	1:11
Zach Parise	0	2	2	1:32
Nick Bjugstad	0	1	1	0:59
Jordan Greenway	0	1	1	0:30
Gerald Mayhew	0	1	1	4:53

SHORT-HANDED SCORING

PLAYER	G	A	PTS	SH TOI/GM
Ryan Hartman	1	1	2	1:21
Marcus Foligno	1	0	1	1:27

MULTI-POINT GAMES

PLAYER	2PT	3PT	4PT	TOTAL	TEAM RECORD
Kirill Kaprizov	10	3		13	12-0-1
Kevin Fiala	6	2	1	9	7-0-2
Mats Zuccarello	7	1	1	9	9-0-0
Joel Eriksson Ek	6			6	6-0-0
Marcus Foligno	5	1		6	3-2-1
Jordan Greenway	6			6	5-1-0
Nick Bonino	3	2		5	5-0-0
Jonas Brodin	4			4	3-0-1
Ryan Hartman	3	1		4	2-1-1
Marcus Johansson	4			4	2-1-1
Victor Rask	2	2		4	3-0-1
Jared Spurgeon	3	1		4	4-0-0
Matt Dumba	3			3	3-0-0
Zach Parise	3			3	2-1-0
Ryan Suter	3			3	2-1-0
Nico Sturm	2			2	2-0-0
Nick Bjugstad	1			1	0-1-0
Carson Soucy	1			1	1-0-0



2020-21 FINAL STATS

#	POS	PLAYER	GP	TOI/G	G	A	PTS	+/-	PIM	PP	SH	GW	SOG	SH%
* 97	LW	KIRILL KAPRIZOV	55	18:18	27	24	51	10	16	8	0	3	157	17.2
22	LW	KEVIN FIALA	50	16:54	20	20	40	-2	43	6	0	5	162	12.3
36	RW	MATS ZUCCARELLO	42	16:41	11	24	35	9	8	3	0	0	74	14.9
18	LW	JORDAN GREENWAY	56	15:48	6	26	32	5	49	0	0	0	80	7.5
14	C	JOEL ERIKSSON EK	56	17:03	19	11	30	16	20	0	0	2	119	16
13	C	NICK BONINO	55	14:51	10	16	26	0	26	3	0	2	66	15.2
17	LW	MARCUS FOLIGNO	39	14:58	11	15	26	19	49	0	1	2	40	27.5
46	D	JARED SPURGEON	54	22:05	7	18	25	-2	6	3	0	0	94	7.4
25	D	JONAS BRODIN	53	22:26	9	14	23	2	18	1	0	2	79	11.4
49	C	VICTOR RASK	54	14:27	10	13	23	1	2	1	0	1	53	18.9
38	RW	RYAN HARTMAN	51	15:04	7	15	22	0	33	0	1	2	74	9.5
24	D	MATT DUMBA	51	22:17	6	15	21	1	46	1	0	1	89	6.7
20	D	RYAN SUTER	56	22:11	3	16	19	9	12	1	0	0	86	3.5
11	LW	ZACH PARISE	45	13:57	7	11	18	7	6	0	0	3	90	7.8
27	C	NICK BJUGSTAD	44	11:49	6	11	17	7	17	0	0	3	78	7.7
21	D	CARSON SOUCY	50	15:17	1	16	17	22	51	0	0	1	47	2.1
* 7	C	NICO STURM	50	10:51	11	6	17	10	17	0	0	2	64	17.2
90	C	MARCUS JOHANSSON	36	15:56	6	8	14	-10	4	2	0	3	46	13
28	D	IAN COLE	52	15:55	1	7	8	21	32	0	0	1	28	3.6
37	C	KYLE RAU	14	9:34	0	2	2	-1	9	0	0	0	15	0
56	C	JOSEPH CRAMAROSSA	4	10:46	0	1	1	-1	15	0	0	0	3	0
77	D	BRAD HUNT	12	12:20	1	0	1	-8	4	0	0	1	14	7.1
* 41	C	LUKE JOHNSON	14	10:06	1	0	1	-5	5	0	0	0	11	9.1
26	C	GERALD MAYHEW	4	11:45	0	1	1	1	0	0	0	0	5	0
* 59	D	CALEN ADDISON	3	18:31	0	0	0	0	0	0	0	0	4	0
44	D	MATT BARTKOWSKI	1	13:02	0	0	0	-1	0	0	0	0	2	0
* 47	D	LOUIE BELPEDIO	1	13:58	0	0	0	-1	0	0	0	0	2	0
57	D	DAKOTA MERMIS	3	16:24	0	0	0	0	0	0	0	0	2	0

#	GOALTENDER	GP	W	L	OT	SA	GA	GAA	SV	SV%	SO	PIM	MIN
33	CAM TALBOT	33	19	8	5	1008	86	2.63	922	0.915	2	0	1961
* 34	KAAPU KAHKONEN	24	16	8	0	692	68	2.88	624	0.902	2	2	1414

*Rookie

2020-21 HOME/ROAD SPLITS



#	PLAYER	HOME						ROAD					
		GP	G	A	PTS	+/-	PIM	GP	G	A	PTS	+/-	PIM
13	NICK BONINO	28	6	9	15	6	24	27	4	7	11	-6	2
25	JONAS BRODIN	28	6	9	15	8	10	25	3	5	8	-6	8
28	IAN COLE	28	0	2	2	16	12	24	1	5	6	5	20
14	JOEL ERIKSSON EK	28	14	5	19	10	8	28	5	6	11	6	12
18	JORDAN GREENWAY	28	2	15	17	7	21	28	4	11	15	-2	28
*97	KIRILL KAPRIZOV	28	16	12	28	15	12	27	11	12	23	-5	4
49	VICTOR RASK	28	6	9	15	9	0	26	4	4	8	-8	2
21	CARSON SOUCY	28	1	9	10	14	45	22	0	7	7	8	6
46	JARED SPURGEON	28	5	14	19	9	0	26	2	4	6	-11	6
20	RYAN SUTER	28	1	9	10	11	8	28	2	7	9	-2	4
38	RYAN HARTMAN	26	4	8	12	-1	21	25	3	7	10	1	12
24	MATT DUMBA	25	2	9	11	-1	38	26	4	6	10	2	8
22	KEVIN FIALA	25	12	12	24	3	25	25	8	8	16	-5	18
*7	NICO STURM	25	5	4	9	5	13	25	6	2	8	5	4
11	ZACH PARISE	23	5	6	11	5	4	22	2	5	7	2	2
27	NICK BJUGSTAD	22	5	8	13	10	11	22	1	3	4	-3	6
36	MATS ZUCCARELLO	21	6	14	20	15	2	21	5	10	15	-6	6
17	MARCUS FOLIGNO	20	1	8	9	8	33	19	10	7	17	11	16
90	MARCUS JOHANSSON	18	3	5	8	-3	0	18	3	3	6	-7	4
77	BRAD HUNT	6	0	0	0	0	2	6	1	0	1	-8	2
*41	LUKE JOHNSON	5	1	0	1	0	0	9	0	0	0	-5	5
37	KYLE RAU	5	0	2	2	0	0	9	0	0	0	-1	9
56	JOSEPH CRAMAROSSA	2	0	0	0	-1	5	2	0	1	1	0	10
26	GERALD MAYHEW	1	0	0	0	1	0	3	0	1	1	0	0
*59	CALEN ADDISON	-	-	-	-	-	-	3	0	0	0	0	0
57	DAKOTA MERMIS	-	-	-	-	-	-	3	0	0	0	0	0
44	MATT BARTKOWSKI	-	-	-	-	-	-	1	0	0	0	-1	0
*47	LOUIE BELPEDIO	-	-	-	-	-	-	1	0	0	0	-1	0

#	GOALTENDER	HOME					ROAD				
		GP	W-L-OT	GAA	SV%	SO	GP	W-L-OT	GAA	SV%	SO
33	CAM TALBOT	17	12-2-2	2.50	0.912	2	16	7-6-2	2.76	0.917	0
*34	KAAPU KAHKONEN	12	11-9-3	2.40	0.917	2	12	7-5-0	3.36	0.887	0

*Rookie



2020-21 SEASON HIGHS & LOWS

2020-21 INJURY REPORT



TEAM	
Consecutive Games Won	7 – 4/14-4/24 (7-0-0)
Consecutive Games Earning a Point	8 – 4/10-4/24 (7-0-1)
Consecutive Games Lost, Regulation	2 – 4x
Consecutive Games Lost, Regulation and OT/SO	2 – 8x
Most Goals For, Period	4 – 2x, 3/12 vs. ARI (3rd); 3/1 at VGK (2nd)
Most Goals Against, Period	4 – 3x, 5/13 at STL (2nd); 4/9 at STL (1st); 4/5 vs. COL (2nd)
Most Goals For, Game	8 – 4/7 vs. COL
Most Goals Against, Game	9 – 4/9 at STL
Most Power-Play Goals For, Period	2 – 2x, 4/7 vs. COL (1st); 4/5 vs. COL (3rd)
Most Power-Play Goals For, Game	4 – 4/7 vs. COL
Most Power-Play Goals Against, Period	2 – 4x, 5/13 at STL (2nd); 4/7 vs. COL (2nd); 3/1 at VGK (2nd); 1/28 vs. LA (2nd)
Most Power-Play Goals Against, Game	3 – 5/13 at STL
Most Power-Play Attempts For, Game	6 – 2x, 4/5 vs. COL; 1/14 at LA
Most Power-Play Attempts Against, Game	7 – 3x, 4/7 vs. COL; 1/30 vs. COL; 1/28 vs. LA
Most Shots For, Period	20 – 2x, 3/3 at VGK; 2/27 vs. LA
Most Shots For, Game	44 – 1/16 at LA
Most Shots Against, Period	25 – 3/18 at COL (1st)
Most Shots Against, Game	55 – 3/18 at COL
Most Shots For, Overtime	6 – 2/27 vs. LA
Most Shots Against, Overtime	5 – 2x, 4/10 at STL; 4/1 at VGK
Fewest Shots For, Period	2 – 3/25 vs. STL (1st)
Fewest Shots For, Game	11 – 3/25 vs. STL
Fewest Shots Against, Period	3 – 3x, 5/8 vs. ANA (2nd); 3/16 vs. ARI (2nd); 2/18 at ANA (1st)
Fewest Shots Against, Game	17 – 2/18 at ANA
Most Penalty Minutes Both Teams, Game	58 – 4/5 vs. COL
Most Penalty Minutes Wild, Game	37 – 4/5 vs. COL
Fewest Penalty Minutes Both Teams, Game	4 – 5/1 vs. VGK
Fewest Penalty Minutes Wild, Game	0 – 4/24 at SJ
INDIVIDUAL	
Most Goals, Game	3 – 2x, Fiala, 4/7 vs. COL; Kaprizov, 3/12 vs. ARI
Most Assists, Game	3 – 4x, Rask & Spurgeon, 4/7 vs. COL; Zuccarello, 3/12 vs. ARI & 2/22 at SJ
Most Points, Game	4 – 2x, Fiala, 4/7 vs. COL; Zuccarello, 2/22 at SJ
Most Goals, Period	3 – Kaprizov, 3/12 vs. ARI (3rd)
Most Assists, Period	3 – Zuccarello, 3/12 vs. ARI (3rd)
Most Points, Period	3 – 4x, Fiala (1-2=3), 4/29 vs. STL (3rd); Kaprizov (3-0=3) and Zuccarello (0-3=3), 3/12 vs. ARI (3rd); Foligno (2-1=3), 3/1 at VGK (2nd)
Most Shots, Game	8 – 3x, Fiala, 4/7 vs. COL; Kaprizov, 3/14 vs. ARI & 3/12 vs. ARI
Most Penalty Minutes, Game	15 – Fiala, 1/28 vs. LA
Most Hits, Game	7 – 2x, Foligno, 4/17 vs. SJ; Eriksson Ek, 2/16 at LA
Most Blocked Shots, Game	6 – 6x, Spurgeon, 4/21 at ARI; Spurgeon, 4/10 at STL; Brodin, 4/7 vs. COL; Cole, 3/12 vs. ARI; Brodin, 3/8 vs. VGK; Spurgeon, 3/5 at ARI
Most PPG, Game	2 – 3x, Zuccarello, 4/14 vs. ARI; Fiala & Kaprizov, 4/7 vs. COL
Most PPG, Season	8 – Kaprizov
Most SHG, Season	1 – 2x, Hartman & Foligno
Most GWG, Season	5 – Fiala
Most Overtime Goals	2 – Kaprizov, 5/7 vs. ANA & 1/14 at LA
Consecutive Games with a Goal	5 – Kaprizov (6g, 4/17-4/24)
Consecutive Games with an Assist	6 – Zuccarello (8a, 2/18-2/27)
Consecutive Games with a Point	7 – 2x, Eriksson Ek (4-3=7, 4/17-4/29); Fiala (5-6=11, 3/25-4/9)
Most Saves, Game	50 – Talbot, 3/18 at COL

PLAYER	INJURY	DATE OF INJURY	GAMES OUT	RETURN
Kevin Fiala	Lower Body	5/5/21	1	5/7
Marcus Johansson	Upper Body	5/1/21	1	5/3 – Healthy scratch
Nick Bjugstad	Upper Body	4/5/21	8	4/23 – Healthy scratch
Kevin Fiala	Upper Body	4/9/21	1	4/14
Marcus Foligno	Lower Body	3/12/21	15	4/14
Zach Parise	COVID-Protocol	3/24/21	6	4/5 – Healthy scratch
Mats Zuccarello	Lower Body	4/1/21	2	4/7
Kyle Rau	Upper Body	3/10/21	9	3/1 - Healthy scratch
Matt Dumba	Lower Body	3/18/21	3	3/25
Marcus Johansson	Upper Body	2/18/21	16	3/22
Ryan Hartman	Lower Body	3/3/21	5	3/12
Alex Stalock	Upper Body	1/13/21	18	3/1 - Claimed off waivers by EDM
Jared Spurgeon	Upper Body	2/2/21	1	2/18
Ian Cole	COVID-Protocol	2/5/21	1	2/18
Nico Sturm	COVID-Protocol	2/4/21	1	2/18
Nick Bonino	COVID-Protocol	2/3/21	1	2/18
Brad Hunt	COVID-Protocol	2/7/21	3	2/22 – Healthy scratch
Victor Rask	COVID-Protocol	2/8/21	2	2/20
Carson Soucy	COVID-Protocol	2/8/21	3	2/22
Jonas Brodin	COVID-Protocol	2/9/21	2	2/20
Cam Talbot	COVID-Protocol	2/9/21	3	2/22 – Backup
Mats Zuccarello	Upper Body	1/13/21	11	2/16
Matt Dumba	Lower Body	1/30/21	2	2/16
Marcus Foligno	COVID-Protocol	1/31/21	2	2/16
Marcus Johansson	Upper Body	1/30/21	2	2/16
Nico Sturm	Illness	1/22/21	2	1/26
Cam Talbot	Lower Body	1/22/21	3	1/30 – Backup
TOTAL MAN GAMES LOST			124	



2020-21 TRANSACTIONS

2020-21 TRANSACTIONS



MAY

- 5/13/21 Recalled F **Luke Johnson**, D **Dakota Mermis** and F **Kyle Rau** from the taxi squad
- 5/6/21 Signed D **Daemon Hunt** and D **Ryan O'Rourke** to three-year, entry-level contracts
- 5/6/21 Reassigned G **Hunter Jones** to Iowa

APRIL

- 4/28/21 Recalled G **Hunter Jones** to the taxi squad
- 4/22/21 Signed F **Ryan Hartman** to three-year contract extension
- 4/11/21 Signed F **Nick Swaney** to one-year, entry-level contract
- 4/6/21 Reassigned G **Dereck Baribeau** to Iowa

MARCH

- 3/30/21 Signed F **Matt Boldy** to a three-year, entry-level contract
- 3/29/21 Recalled F **Luke Johnson** from the taxi squad
- 3/28/21 Reassigned F **Luke Johnson** from Iowa to the taxi squad
- 3/26/21 Reassigned F **Joseph Cramarossa** to the taxi squad
- 3/24/21 Recalled F **Joseph Cramarossa** from the taxi squad under emergency conditions
- 3/23/21 Reassigned F **Connor Dewar** and F **Luke Johnson** to Iowa
- 3/22/21 Reassigned G **Dereck Baribeau** to the taxi squad
- 3/21/21 Reassigned F **Joseph Cramarossa** to the taxi squad
- 3/20/21 Recalled F **Joseph Cramarossa** from the taxi squad and assigned F **Luke Johnson** to the taxi squad
- 3/15/21 Reassigned F **Connor Dewar** to the taxi squad
- 3/12/21 Reassigned F **Gerald Mayhew** to Iowa and F **Joseph Cramarossa** to the taxi squad
- 3/8/21 Reassigned D **Matt Bartkowski** to Iowa
- 3/5/21 Reassigned F **Gerald Mayhew** to the taxi squad
- 3/3/21 Recalled F **Gerald Mayhew** and F **Kyle Rau** from the taxi squad
- 3/1/21 G **Alex Stalock** claimed off waivers by the Edmonton Oilers

FEBRUARY

- 2/21/21 Reassigned D **Calen Addison** and G **Dereck Baribeau** to Iowa
- 2/18/21 Recalled G **Dereck Baribeau** from the taxi squad, reassigned D **Matt Bartkowski** and F **Gerald Mayhew** to the taxi squad and reassigned D **Louie Belpedio**, F **Joseph Cramarossa** and F **Mason Shaw** to Iowa
- 2/16/21 Recalled D **Calen Addison**, D **Louie Belpedio** and F **Gerald Mayhew** from the taxi squad
- 2/15/21 Recalled F **Luke Johnson**, D **Dakota Mermis** and G **Andrew Hammond** from the taxi squad, reassigned G **Dereck Baribeau**, F **Joseph Cramarossa** and F **Mason Shaw** to the taxi squad and activated D **Matt Dumba** and F **Mats Zuccarello** from Injured Reserve
- 2/13/21 Recalled D **Matt Bartkowski** from the taxi squad and reassigned D **Louie Belpedio** from Iowa to the taxi squad
- 2/11/21 Reassigned D **Calen Addison** from Iowa to the taxi squad
- 2/5/21 Reassigned F **Luke Johnson**, F **Gerald Mayhew** and F **Kyle Rau** to the taxi squad and reassigned F **Will Bitten** and F **Mason Shaw** to Iowa

JANUARY

- 1/31/21 Recalled F **Luke Johnson**, F **Gerald Mayhew** and F **Kyle Rau** from the taxi squad, reassigned F **Will Bitten**, G **Andrew Hammond** and F **Mason Shaw** to the taxi squad
- 1/29/21 Reassigned F **Gerald Mayhew** to the taxi squad and reassigned G **Dereck Baribeau** and D **Louie Belpedio** to Iowa
- 1/28/21 Reassigned G **Dereck Baribeau** from Iowa to the taxi squad
- 1/27/21 Reassigned G **Hunter Jones** to Iowa
- 1/24/21 Recalled G **Andrew Hammond** under emergency conditions from the taxi squad to the NHL active roster and reassigned G **Hunter Jones** from Iowa to the taxi squad
- 1/19/21 Acquired D **Ian Cole** from the Colorado Avalanche in exchange for D **Greg Pateryn**
- 1/13/21 Placed F **Luke Johnson**, F **Kyle Rau**, D **Matt Bartkowski**, D **Louie Belpedio**, D **Dakota Mermis** and G **Andrew Hammond** on its taxi squad. Designated F **Marco Rossi**, F **Mats Zuccarello** and G **Alex Stalock** as injured non-roster players
- 1/12/21 Signed F **Marcus Foligno** to three-year contract extension through 2023-24 season
- 1/11/21 Assigned F **Mitchell Chaffee**, F **Joseph Cramarossa**, F **Connor Dewar**, F **Brandon Duhaime**, F **Gabriel Dumont**, F **Mason Shaw**, D **Calen Addison**, D **Ian McCoshen**, G **Dereck Baribeau** and G **Hunter Jones** to the Iowa Wild of the American Hockey League (AHL)
- 1/1/21 Named **Randy Sexton** Senior Advisor to the General Manager

OCTOBER

- 10/23/20 Signed C **Marco Rossi** to a three-year, entry-level contract
- 10/23/20 Re-signed D **Louie Belpedio** to a one-year, two-way contract
- 10/19/20 Signed D **Ian McCoshen** to a one-year, two-way contract
- 10/12/20 Re-signed G **Kaapo Kahkonen** to a two-year contract
- 10/10/20 Re-signed F **Jordan Greenway** to a two-year contract
- 10/9/20 Signed G **Cam Talbot** to a three-year contract
- 10/9/20 Signed F **Joseph Cramarossa** and D **Dakota Mermis** to one-year, two way contracts
- 10/8/20 Re-signed D **Matt Bartkowski** and C **Kyle Rau** to one-year, two-way contracts
- 10/7/20 Selected C **Mats Khusnutdinov** (37th overall), D **Ryan O'Rourke** (39th overall), D **Daemon Hunt** (65th overall) and C **Pavel Novak** (146th overall) in the 2020 NHL Entry Draft
- 10/7/20 Acquired draft pick No. 146 in the 2020 NHL Entry Draft from the St. Louis Blues in exchange for picks No. 163 and No. 194 in the 2020 NHL Entry Draft
- 10/7/20 Acquired draft pick No. 65 in the 2020 NHL Entry Draft from the Detroit Red Wings in exchange for picks No. 70 and No. 132 in the 2020 NHL Entry Draft
- 10/7/20 Acquired F **Nick Bonino** and picks No. 37 and 70 in the 2020 NHL Entry Draft from the Nashville Predators in exchange for F **Luke Kunin** and the 101st selection in the 2020 NHL Entry Draft
- 10/6/20 Selected C **Marco Rossi** (9th overall) in the first round of the NHL Entry Draft
- 10/5/20 Re-signed D **Carson Soucy** to a three-year contract
- 10/5/20 Re-signed C **Nico Sturm** to a two-year contract
- 10/5/20 Acquired a third-round selection in the 2021 NHL Entry Draft from the San Jose Sharks in exchange for F **Ryan Donato**
- 10/5/20 Acquired a fifth-round selection in the 2022 NHL Entry Draft from the San Jose Sharks in exchange for G **Devan Dubnyk** and a seventh-round selection in the 2022 NHL Entry Draft



THE LAST TIME...

THE LAST TIME:	HOME	ROAD
Recorded a shutout	3/25/21, 2-0 vs. STL (Talbot, 37 saves)	2/28/20, 5-0 at CBJ (Stalock, 24 saves)
Were shutout	2/15/20, 2-0 vs. SJ (Jones, 39 saves)	5/12/21, 4-0 at STL (Husso, 31 saves)
Won a 1-0 game	11/17/16, 1-0 vs. BOS (Dubnyk, 25 saves)	1/7/19, 1-0 at MTL (Dubnyk, 32 saves)
Lost a 1-0 game	3/25/19, 1-0 vs. NSH (Saros, 29 saves)	1/18/21, 1-0 at LA (Gibson, 34 saves)
Scored 5 or more goals	5/3/21, 6-5 win vs. VGK	4/24/21, 6-3 win at SJ
Allowed 5 or more goals	5/3/21, 6-5 win vs. VGK	5/13/21, 7-3 loss at STL
Overcame 2-goal deficit to win	5/3/21 vs. VGK (down 5-3 in 2nd, 6-5 win)	1/16/21 at LA (down 3-1 in 3rd, 4-3 OT win)
Overcame 3-goal deficit to win	11/16/17 vs. NSH (down 3-0 in 2nd, 6-4 win)	10/8/15 at COL (down 4-1 in 3rd, 5-4 win)
Overcame 4-goal deficit to win	1/9/10 vs. CHI (down 5-1 in 3rd, 6-5 SO win)	Never
Surrendered 2-goal lead in loss	4/28/21 vs. STL (ahead 3-1 in 2nd, 4-3 loss)	3/6/21 at ARI (ahead 2-0 in 2nd, 5-2 loss)
Surrendered 3-goal lead in loss	2/15/19 vs. NJ (ahead 4-1 in 2nd, 5-4 OTL)	5/13/21 at STL (ahead 3-0 in 2nd, 7-3 loss)
Had a penalty shot	12/20/16, Staal vs. Varlamov (unsuccessful)	11/6/17, Granlund vs. Rask (unsuccessful)
Scored on a penalty shot	3/22/14, Coyle vs. Howard	12/16/14, Niederreiter vs. Raanta
Allowed a penalty shot goal	3/11/19, Couture vs. Dubnyk	1/21/14, Jordie Benn vs. Kuemper
Had a hat trick	4/7/21, Fiala vs. COL (8-3 win)	2/21/20, Spurgeon at EDM (5-3 win)
Allowed a hat trick	3/10/21, Coghlan vs. VGK (4-3 win)	4/9/21, O'Reilly at STL (9-1 loss)
Scored a shorthanded goal	1/20/20, Kunin vs. FLA (5-4 loss)	2/24/21, Foligno at COL (6-2 win)
Allowed a shorthanded goal	4/29/21, Bozak vs. STL (5-4 OT loss)	4/9/21, O'Reilly at STL (9-1 loss)
Scored an empty net goal	3/14/21, Eriksson Ek vs. ARI (4-1 win)	4/24/21, Bonino at SJ (6-3 win)
Allowed an empty net goal	1/24/21, Nieto vs. SJ (5-3 loss)	3/31/21, Kane at SJ (4-2 loss)
Did not record penalty	2/14/17 vs. ANA (1-0 loss)	4/24/21 at SJ (6-3 win)
Opponent did not record penalty	1/22/20 vs. DET (4-2 win)	3/1/21 at VGK (5-4 OTL)
Played in a penalty free game	Never	11/30/13 at COL (3-2 SO loss)
Won an overtime game	5/8/21 vs. ANA (Rask)	1/16/21 at LA (Johansson)
Lost an overtime game	5/5/21 vs. VGK (Pietrangelo)	4/10/21 at STL (O'Reilly)
Won a shootout	12/1/19 vs. DAL (Koivu)	4/1/21 at VGK (Fiala)
Lost a shootout	2/13/20 vs. NYR (Zibanejad)	3/29/21 at SJ (Karlsson)
Recorded 20+ shots in a period	2/27/21 vs. LA (20 in 2nd, 4-3 OT win)	3/3/21 at VGK (20 in 3rd, 5-1 loss)
Allowed 20+ shots in a period	4/5/21 vs. COL (20 in 2nd, 5-4 loss)	4/23/21 at LA (20 in 2nd, 4-2 win)
Recorded 0 shots in a period	1/10/19 vs. WPG (0 in 3rd, 3-2 win)	11/08/01 at BOS (0 in 3rd, 5-3 win)
Allowed 0 shots in a period	3/3/13 vs. EDM (0 in 2nd, 4-2 win)	Never
Recorded 50 or more shots	Record is 48 vs. COL 10/9/14	Record is 48 at CHI 12/27/18; at WPG 3/19/17; 3/17/11 at SJ
Surrendered 50 or more shots	10/13/18 vs. CAR (57 in 5-4 OT loss) - Most shots against in franchise history	3/18/21 at COL (55 in 5-1 loss) - Record is 56 at BOS (11/8/01)

TEAM RECORDS



TM



ALL-TIME AWARDS & ACCOLADES

ALL-TIME STREAKS



JACK ADAMS TROPHY

Selected by the National Hockey League Broadcasters' Association, awarded annually to the NHL coach judged to have contributed the most to his team's success.

- Jacques Lemaire (2003)

LADY BYNG MEMORIAL TROPHY

Selected by the Professional Hockey Writers' Association, awarded annually to the NHL player adjudged to have exhibited the best type of sportsmanship and gentlemanly conduct combined with a high standard of playing ability.

- Mikael Granlund (2017 – Finalist)

KING CLANCY MEMORIAL TROPHY

Selected by a committee of senior NHL executives, awarded to the NHL player who best exemplifies leadership qualities on and off the ice and has made a noteworthy humanitarian contribution in his community.

- Matt Dumba (2020)
- Jason Zucker (2019)
- Jason Zucker (2018 – Finalist)

BILL MASTERTON MEMORIAL TROPHY

Selected by the Professional Hockey Writers' Association, awarded annually to the NHL player who best exemplifies the qualities of perseverance, sportsmanship, and dedication to ice hockey.

- Devan Dubnyk (2015)
- Josh Harding (2013)

JAMES NORRIS MEMORIAL TROPHY

Selected by the Professional Hockey Writers' Association, awarded to the NHL defenseman who demonstrates throughout the season the greatest all-round ability in the position.

- Ryan Suter (2013 – Finalist)

LESTER PATRICK TROPHY

Presented by the NHL and USA Hockey since 1966 to honor a recipient's contribution to ice hockey in the U.S.

- Bob Naegele, Jr. (2008)

FRANK J. SELKE TROPHY

Selected by the Professional Hockey Writers' Association, awarded annually to the NHL forward who demonstrates the most skill in the defensive component of the game.

- Mikko Koivu (2017 – Finalist)
- Wes Walz (2003 – Finalist)

VEZINA TROPHY

Selected by NHL General Managers, awarded annually to the NHL goaltender judged to be the best at the position.

- Devan Dubnyk (2015 – Finalist)
- Niklas Backstrom (2009 – Finalist)

WILLIAM M. JENNINGS AWARD

The NHL goaltender(s) having played a minimum of 25 games for the team with the fewest goals scored against it.

- Niklas Backstrom & Manny Fernandez (2007)

MBNA ROGER CROZIER SAVING GRACE AWARD

The goaltender having played a minimum of 25 games with the NHL's best save percentage.

- Niklas Backstrom (2007)
- Dwayne Roloson (2004)

NHL FIRST ALL-STAR TEAM

- Ryan Suter (2013)

NHL SECOND ALL-STAR TEAM

- Devan Dubnyk (2015)

NHL ALL-ROOKIE TEAM

- Jonas Brodin (2013)

NHL ALL-STARS

- Eric Staal (2020)
- Devan Dubnyk (2019)
- Eric Staal (2018)
- Head Coach Bruce Boudreau (2017)
- Devan Dubnyk (2017)
- Ryan Suter (2017)
- Devan Dubnyk (2016)
- Ryan Suter (2015)
- Mikko Koivu (2012) - Did not play due to injury
- Brent Burns (2011)
- Martin Havlat (2011)
- Niklas Backstrom (2009)
- Marian Gaborik (2008)
- Brian Rolston (2007)
- Filip Kuba (2004)
- Dwayne Roloson (2004)
- Marian Gaborik (2003)

NHL ALL-STAR AWARDS

- Marian Gaborik (2003 – Fastest Skater)
- Marian Gaborik (2003 – Second Star)

NHL YOUNGSTARS

- Nick Johnson (2012)
- Pierre-Marc Bouchard (2004)
- Nick Schultz (2003)
- Marian Gaborik (2002)

OLYMPIANS

2014

- Mikael Granlund; Finland (bronze)
- Mikko Koivu; Finland - Did not play due to injury
- Nino Niederreiter; Switzerland
- Zach Parise; USA
- Ryan Suter; USA

2010

- Niklas Backstrom; Finland (bronze)
- Martin Havlat; Czech Republic
- Mikko Koivu; Finland (bronze)
- Antti Miettinen; Finland (bronze)
- Marek Zidlicky; Czech Republic

2006

- Marian Gaborik; Slovakia
- Mikko Koivu; Finland (silver)
- Filip Kuba; Czech Republic (bronze)
- Brian Rolston; USA
- Daniel Tjernqvist; Sweden (gold)

NHL PLAYERS OF THE MONTH

- Eric Staal (First Star - February 2018)
- Devan Dubnyk (Third Star - December 2016)
- Devan Dubnyk (Second Star - March 2016)
- Devan Dubnyk (Third Star - March 2015)
- Devan Dubnyk (First Star - February 2015)
- Josh Harding (Third Star - November 2013)

NHL PLAYERS OF THE WEEK

- Manny Fernandez (12/26/05)
- Dwayne Roloson (12/15/03)
- Marian Gaborik (3/4/02)
- Marian Gaborik (10/21/02)

NHL THREE STARS OF THE WEEK

- Kirill Kaprizov (Second Star - 5/10/21)
- Cam Talbot (Second Star - 4/26/21)
- Mats Zuccarello (Third Star - 3/1/21)
- Kirill Kaprizov (First Star - 1/18/21)
- Kevin Fiala (First Star - 3/2/20)
- Devan Dubnyk (Third Star - 1/28/19)
- Eric Staal (First Star - 2/26/17)
- Devan Dubnyk (Third Star - 2/12/17)
- Jason Zucker (First Star - 11/13/17)
- Jason Pominville (First Star - 2/13/17)
- Mikael Granlund (Second Star - 2/6/17)
- Eric Staal (Third Star - 12/19/16)
- Devan Dubnyk (Second Star - 10/31/16)
- Zach Parise (First Star - 3/28/16)
- Erik Haula (Second Star - 2/22/16)
- Mikko Koivu (Third Star - 12/21/15)
- Devan Dubnyk (First Star - 3/30/15)
- Devan Dubnyk (First Star - 2/9/15)
- Devan Dubnyk (Third Star - 2/2/15)
- Zach Parise (Third Star - 1/26/15)
- Ryan Suter (Second Star - 12/15/14)
- Darcy Kuemper (Second Star - 10/13/14)
- Darcy Kuemper (Third Star - 3/3/14)
- Zach Parise (First Star - 2/3/14)
- Ryan Suter (Third Star - 1/6/14)
- Josh Harding (Third Star - 11/18/13)
- Jason Pominville (First Star - 11/4/13)
- Niklas Backstrom (Second Star - 3/25/13)
- Niklas Backstrom (Third Star - 3/4/13)
- Matt Hackett (Second Star - 12/12/11)
- Josh Harding (First Star - 11/7/11)
- Jose Theodore (Third Star - 1/10/11)
- Guillaume Latendresse (Third Star - 1/18/10)
- Niklas Backstrom (Second Star - 10/20/08)
- Marian Gaborik (First Star - 1/13/08)
- Marian Gaborik (First Star - 12/23/07)
- Niklas Backstrom (Third Star - 12/3/07)
- Niklas Backstrom (First Star - 12/19/06)

LARGEST MARGINS OF VICTORY

Date	Margin of Victory	Opponent	Score	Goaltenders (Wild/Opp.)
1/18/20	7 goals	vs. DAL	7-0	Stalock/Khudobin, Bishop
1/15/15	7 goals	@ BUF	7-0	Dubnyk/Enroth
2/27/20	6 goals	9x, last @ DET	7-1	Stalock/Howard, Bernier

LARGEST MARGINS OF DEFEAT

Date	Margin of Defeat	Opponent	Score	Goaltenders (Wild/Opp.)
4/9/21	8 goals	at STL	9-1	Kahkonen/Binnington
3/20/11	7 goals	vs. MTL	8-1	Theodore, Backstrom/Auld
3/20/21	6 goals	8x, last at COL	6-0	Kahkonen/Grubauer
2/1/20	5 goals	20x, last vs. BOS	6-1	Dubnyk/Halak

WINNING STREAKS

Longest Winning Streaks	Longest Home Winning Streaks	Longest Road Winning Streaks
12 games - 12/4-12/29/16	11 games - 1/31-3/25/21	12 games - 2/18-4/9/15
9 games - 3/8-3/24/07	8 games - 11/23-12/29/16	7 games - 12/4/16-1/5/17
7 games - 4/14-4/24/21	8 games - 10/5-11/2/06	7 games - 11/13-12/10/11
7 games - 3/14-3/27/13	8 games - 12/5/06-1/2/07	6 games - 2/7-3/5/20
7 games - 11/28-12/10/11	6 games - 5x, last, 2/3-2/22/15	

POINT STREAKS

Overall	Home	Road
13 games - 12/2-12/29/16 (12-0-1)	13 games - 12/27/17-2/13/18 (10-0-3)	14 games - 12/2/16-1/31/17 (12-0-2)
11 games - 11/14-12/5/19 (8-0-3)	12 games - 10/20-12/14/19 (9-0-3)	12 games - 2/18-4/9/15 (12-0-0)
10 games - 1/20-2/14/15 (8-0-2)	11 games - 1/31-3/25/21 (11-0-0)	9 games - 2/22-3/17/07 (7-0-2)
10 games - 3/8-3/27/07 (9-0-1)	10 games - 1/16-3/15/14 (7-0-3)	7 games - 12/6-12/30/03 (2-0-5)
9 games - 2x, last, 11/28-12/17/15 (6-0-3)	10 games - 2/19-4/10/09 (6-0-4)	7 games - 11/13-12/10/11 (7-0-0)

WINLESS STREAKS

Overall	Home	Road
12 games - 3/11-4/4/01 (0-7-5)	8 games - 1/7-2/13/16 (0-5-3)	12 games - 12/18/03-1/31/04 (0-4-8)
9 games - 1/19-2/8/02 (0-6-3)	8 games - 2/26-3/28/01 (0-3-5)	11 games - 12/13/11-1/19/12 (0-9-2)
8 games - 1/23-2/13/16 (0-6-2)	6 games - 2/2-2/19/19 (0-4-2)	8 games - 10/3-10/26/09 (0-8-0)
8 games - 3/10-3/26/11 (0-7-1)	6 games - 1/11-2/8/02 (0-3-3)	7 games - 2x, last, 3/31-10/12/02 (0-3-4)
8 games - 12/13-12/8/11 (0-5-3)	6 games - 11/13-11/30/03 (0-4-2)	

LOSING STREAKS

Overall	Home	Road
6 games - 12/19-12/31/13	5 games - 2/28-3/17/12	8 games - 10/3-10/26/09
5 games - 3/12-3/19/17	4 games - 1/31-2/14/12	7 games - 12/12/06-1/9/07
5 games - 3/31-4/9/16	3 games - 6x, last, 3/31-4/9/16	6 games - 12/6-12/29/08
5 games - 1/10-1/20/16		5 games - 4x, last, 10/15-10/30/19
5 games - 12/5-12/14/08		
5 games - 10/8-10/17/09		

SEASON-BY-SEASON STREAKS

Season	Longest Winning Streak	Longest Point Streak	Longest Winless Streak	Longest Losing Streak
2000-01	2 games (five times)	8 games (12/17-1/5)	12 games (3/11-4/4)	4 games (2/21-2/26)
2001-02	3 games (two times)	7 games (two times)	9 games (1/19-2/8)	4 games (1/30-2/8)
2002-03	3 games (six times)	6 games (two times)	5 games (11/25-12/5)	3 games (three times)
2003-04	3 games (four times)	9 games (12/13-12/30)	7 games (two times)	4 games (11/20-11/28)
2005-06	5 games (1/18-1/26)	5 games (11/18-1/26)	4 games (two times)	3 games (four times)
2006-07	9 games (3/8-3/24)	10 games (3/8-3/27)	4 games (11/25-12/2)	3 games (two times)
2007-08	5 games (10/4-10/14)	8 games (10/4-10/21)	5 games (two times)	3 games (two times)
2008-09	4 games (10/11-10/18)	7 games (10/11-10/27)	6 games (12/5-12/17)	5 games (12/5-12/14)
2009-10	5 games (11/27-12/5)	7 games (11/20-12/5)	5 games (10/8-10/17)	5 games (10/8-10/17)
2010-11	4 games (1/2-1/8)	4 games (two times)	8 games (3/10-3/26)	4 games (3/10-3/17)
2011-12	7 games (11/28-12/10)	7 games (11/28-12/10)	8 games (12/13-12/28)	4 games (two times)
2012-13	7 games (3/14-3/27)	7 games (3/14-3/27)	3 games (four times)	3 games (two times)
2013-14	5 games (2/4-3/3)	8 games (11/1-11/17)	6 games (12/19-12/31)	6 games (12/19-12/31)
2014-15	6 games (1/27-3/9)	10 games (1/20-2/14)	4 games (two times)	4 games (two times)
2015-16	6 games (3/19-3/29)	9 games (11/28-12/17)	8 games (1/23-2/13)	5 games (two times)
2016-17	12 games (12/4-12/27)	13 games (12/2-12/27)	4 games (3/23-3/28)	3 games (3/12-3/19)
2017-18	5 games (2/19-2/27)	7 games (3/16-3/29/18)	3 games (11/4-11/8)	5 games (11/4-11/8)
2018-19	5 games (two times)	8 games (2/21-3/7/19)	5 games (two times)	3 games (three times)
2019-20	5 games (11/26-12/5)	11 games (11/14-12/5)	4 games (two times)	4 games (10/3-10/12)
2020-21	7 games (4/14-4/24)	8 games (4/10-4/24)	2 games (eight times)	2 games (four times)



ALL-TIME LEADERS

ALL-TIME LEADERS



GAMES

1,028	Mikko Koivu
743	Nick Schultz
707	Jared Spurgeon
656	Ryan Suter
608	Jonas Brodin
565	Pierre-Marc Bouchard
558	Zach Parise
502	Marian Gaborik
489	Andrew Brunette
479	Charlie Coyle

PENALTY MINUTES

698	Matt Johnson
592	Mikko Koivu
544	Derek Boogaard
337	Cal Clutterbuck
333	Willie Mitchell
325	Brent Burns
322	Nick Schultz
301	Marian Gaborik
300	Stephane Veilleux
296	Clayton Stoner

SHORT-HANDED ASSISTS

15	Mikko Koivu
8	Nick Schultz
7	Wes Walz
6	Ryan Suter
5	Jared Spurgeon
	Antti Laaksonen
4	Brent Burns
	Pascal Dupuis
3	Eleven Players Tied

EVEN-STRENGTH POINTS

433	Mikko Koivu
284	Marian Gaborik
278	Zach Parise
222	Ryan Suter
217	Mikael Granlund
214	Pierre-Marc Bouchard
211	Charlie Coyle
198	Jared Spurgeon
193	Jason Zucker
185	Andrew Brunette

GOALS

219	Marian Gaborik
205	Mikko Koivu
199	Zach Parise
132	Jason Zucker
119	Andrew Brunette
111	Eric Staal
110	Nino Niederreiter
106	Pierre-Marc Bouchard
96	Brian Rolston
93	Mikael Granlund

POWER-PLAY GOALS

69	Zach Parise
60	Mikko Koivu
59	Marian Gaborik
55	Andrew Brunette
39	Brian Rolston
32	Jared Spurgeon
29	Pierre-Marc Bouchard
28	Nino Niederreiter
27	Eric Staal
26	Brent Burns

SHORT-HANDED POINTS

25	Mikko Koivu
21	Wes Walz
10	Mikael Granlund
	Antti Laaksonen
9	Ryan Suter
8	Cal Clutterbuck
	Pascal Dupuis
	Marian Gaborik
	Brian Rolston
	Nick Schultz

OVERTIME GOALS

6	Matt Dumba
5	Brent Burns
	Mikko Koivu
4	Marian Gaborik
2	12 Players Tied

ASSISTS

504	Mikko Koivu
314	Ryan Suter
241	Pierre-Marc Bouchard
224	Mikael Granlund
218	Marian Gaborik
216	Jared Spurgeon
202	Andrew Brunette
201	Zach Parise
151	Charlie Coyle
130	Jonas Brodin
	Jason Pominville

POWER-PLAY ASSISTS

191	Mikko Koivu
117	Ryan Suter
104	Pierre-Marc Bouchard
86	Marian Gaborik
81	Andrew Brunette
70	Jared Spurgeon
	Mikael Granlund
55	Brian Rolston
49	Zach Parise
45	Brent Burns

GAME-WINNING GOALS

43	Marian Gaborik
39	Zach Parise
33	Mikko Koivu
23	Eric Staal
22	Jason Zucker
21	Brian Rolston
20	Charlie Coyle
19	Pierre-Marc Bouchard
18	Mikael Granlund
16	Andrew Brunette
	Nino Niederreiter

SHOOTOUT GOALS

42	Mikko Koivu
15	Zach Parise
11	Matt Cullen
10	Jason Pominville
9	Brian Rolston
8	Petteri Nummelin
7	Pierre-Marc Bouchard
	Pavol Demitra
6	Charlie Coyle

POINTS

709	Mikko Koivu
437	Marian Gaborik
400	Zach Parise
369	Ryan Suter
347	Pierre-Marc Bouchard
321	Andrew Brunette
317	Mikael Granlund
305	Jared Spurgeon
243	Jason Zucker
242	Charlie Coyle

POWER-PLAY POINTS

251	Mikko Koivu
145	Marian Gaborik
138	Ryan Suter
136	Andrew Brunette
133	Pierre-Marc Bouchard
118	Zach Parise
102	Jared Spurgeon
94	Brian Rolston
90	Mikael Granlund
71	Brent Burns

EVEN-STRENGTH GOALS

154	Marian Gaborik
135	Mikko Koivu
128	Zach Parise
107	Jason Zucker
81	Nino Niederreiter
	Eric Staal
78	Charlie Coyle
77	Pierre-Marc Bouchard
67	Wes Walz
66	Mikael Granlund

SHOTS ON GOAL

2,270	Mikko Koivu
1,707	Zach Parise
1,694	Marian Gaborik
1,225	Ryan Suter
1,150	Jared Spurgeon
1,049	Jason Zucker
929	Mikael Granlund
928	Pierre-Marc Bouchard
906	Matt Dumba
887	Brian Rolston

PLUS/MINUS

70	Mikko Koivu
62	Ryan Suter
54	Marian Gaborik
49	Jonas Brodin
48	Jared Spurgeon
43	Nino Niederreiter
36	Carson Soucy
33	Erik Haula
32	Charlie Coyle
	Mikael Granlund

SHORT-HANDED GOALS

14	Wes Walz
10	Mikko Koivu
7	Mikael Granlund
	Brian Rolston
6	Cal Clutterbuck
	Marian Gaborik
5	Antti Laaksonen
4	Five Players Tied

EVEN-STRENGTH ASSISTS

298	Mikko Koivu
191	Ryan Suter
151	Mikael Granlund
150	Zach Parise
141	Jared Spurgeon
137	Pierre-Marc Bouchard
133	Charlie Coyle
130	Marian Gaborik
121	Andrew Brunette
109	Jonas Brodin

SHOOTING % (MIN. 200 SOG)

18.1	Andrew Brunette
14.8	Mark Parrish
14.2	Eric Staal
13.7	Owen Nolan
13.3	Pavol Demitra
12.9	Marian Gaborik
	Nino Niederreiter
12.7	Wes Walz
12.6	Jason Zucker
12.5	Antti Laaksonen

MULTI-GOAL GAMES

41	Marian Gaborik
25	Zach Parise
18	Mikko Koivu
	Eric Staal
15	Jason Zucker
14	Nino Niederreiter
9	Pierre-Marc Bouchard
	Kyle Brodziak
	Mikael Granlund
	Brian Rolston

FACEOFF WIN % (MIN. 1,000)

56.2	Stacy Roest
53.7	Mikko Koivu
53.6	Matt Cullen
53.1	Marc Chouinard
52.2	Eric Belanger
50.6	Erik Haula
50.3	Eric Staal
	Jim Dowd
49.4	Mikael Granlund
49.1	Todd White

LOSSES

142	Niklas Backstrom
113	Devan Dubnyk
102	Manny Fernandez
71	Dwayne Roloson
59	Josh Harding
34	Darcy Kuemper
30	Alex Stalock
23	Jamie McLennan
11	Jose Theodore
9	Kaapo Kahkonen

SHUTOUTS

28	Niklas Backstrom
23	Devan Dubnyk
15	Dwayne Roloson
12	Manny Fernandez
10	Josh Harding
7	Darcy Kuemper
5	Alex Stalock
3	Ilya Bryzgalov
2	Three Players

MULTI-POINT GAMES

153	Mikko Koivu
114	Marian Gaborik
79	Zach Parise
72	Ryan Suter
69	Pierre-Marc Bouchard
68	Andrew Brunette
67	Mikael Granlund
51	Jared Spurgeon
48	Eric Staal
47	Brian Rolston
	Jason Zucker

GAMES (GOALTENDER)

409	Niklas Backstrom
328	Devan Dubnyk
260	Manny Fernandez
167	Dwayne Roloson
151	Josh Harding
102	Darcy Kuemper
89	Alex Stalock
38	Jamie McLennan
32	Jose Theodore
29	Kaapo Kahkonen

TIES/OT LOSSES

50	Niklas Backstrom
28	Devan Dubnyk
	Manny Fernandez
27	Dwayne Roloson
14	Darcy Kuemper
11	Alex Stalock
9	Jamie McLennan
5	Cam Talbot

GOALS ALLOWED

962	Niklas Backstrom
760	Devan Dubnyk
614	Manny Fernandez
367	Dwayne Roloson
327	Josh Harding
236	Darcy Kuemper
224	Alex Stalock
98	Jamie McLennan
86	Cam Talbot
83	Kaapo Kahkonen

TOI/GAME (MIN. 200 GAMES)

27:02	Ryan Suter
23:55	Filip Kuba
23:50	Kim Johnsson
22:28	Marek Zidlicky
22:21	Jared Spurgeon
21:53	Jonas Brodin
21:34	Willie Mitchell
21:19	Greg Zanon
21:00	Lubomir Sekeras
20:58	Brad Bombardir

GAMES STARTED (GOALTENDER)

391	Niklas Backstrom
321	Devan Dubnyk
250	Manny Fernandez
156	Dwayne Roloson
124	Josh Harding
89	Darcy Kuemper
77	Alex Stalock
37	Jamie McLennan
33	Cam Talbot
29	Jose Theodore

WIN % (MIN. 25 GAMES)

0.672	Kaapo Kahkonen
	Cam Talbot
0.601	Manny Fernandez
0.569	Jose Theodore
0.567	Niklas Backstrom
0.545	Alex Stalock
0.539	Darcy Kuemper
0.523	Manny Fernandez
0.504	Josh Harding
0.472	Dwayne Roloson

SHOTS AGAINST

11,283	Niklas Backstrom
9,230	Devan Dubnyk
7,102	Manny Fernandez
4,548	Dwayne Roloson
3,984	Josh Harding
2,608	Darcy Kuemper
2,448	Alex Stalock
1,032	Jamie McLennan
1,008	Cam Talbot

MINOR PENALTIES

291	Mikko Koivu
146	Nick Schultz
144	Matt Johnson
143	Marian Gaborik
135	Brent Burns
133	Ryan Suter
124	Willie Mitchell
121	Wes Walz
106	Cal Clutterbuck
103	Matt Dumba

MINUTES PLAYED

23,248	Niklas Backstrom
18,882	Devan Dubnyk
14,902	Manny Fernandez
9,659	Dwayne Roloson
7,995	Josh Harding
5,453	Darcy Kuemper
4,856	Alex Stalock
2,230	Jamie McLennan
1,961	Cam Talbot
1,793	Jose Theodore

GAA (MIN. 25 GAMES)

2.28	Dwayne Roloson
2.41	Devan Dubnyk
2.45	Josh Harding
2.47	Manny Fernandez
2.48	Niklas Backstrom
2.60	Darcy Kuemper
2.63	Cam Talbot
2.64	Jamie McLennan
2.71	Jose Theodore
2.77	Alex Stalock

SAVES

10,321	Niklas Backstrom
8,470	Devan Dubnyk
6,488	Manny Fernandez
4,181	Dwayne Roloson
3,657	Josh Harding
2,372	Darcy Kuemper
2,224	Alex Stalock
934	Jamie McLennan
922	Cam Talbot

MAJOR PENALTIES

64	Matt Johnson
54	Derek Boogaard
26	Clayton Stoner
24	Brad Staubitz
23	Brad Brown
21	Sylvan Blouin
16	Marcus Foligno
	Zenon Konopka
	Chris Stewart
	Stephane Veilleux

WINS

194	Niklas Backstrom
177	Devan Dubnyk
113	Manny Fernandez
62	Dwayne Roloson
60	Josh Harding
41	Darcy Kuemper
37	Alex Stalock
19	Kaapo Kahkonen
	Cam Talbot
15	Jose Theodore

SAVE % (MIN. 25 GAMES)

0.919	Dwayne Roloson
0.918	Devan Dubnyk
	Josh Harding
0.916	Jose Theodore
0.915	Cam Talbot
	Niklas Backstrom
0.914	Manny Fernandez
0.910	Darcy Kuemper
0.908	Alex Stalock

SHOOTOUT SAVE %

1.000	Wade Dubielewicz
0.750	Dwayne Roloson
0.745	Manny Fernandez
0.727	Cam Talbot
0.712	Josh Harding
0.683	Devan Dubnyk
0.667	Alex Stalock
0.625	Ilya Bryzgalov
	Darcy Kuemper
0.600	Matt Hackett



SINGLE-SEASON LEADERS

GOALS

42	Eric Staal	2017-18
	Marian Gaborik	2007-08
38	Marian Gaborik	2005-06
34	Brian Rolston	2005-06
33	Zach Parise	2014-15
	Jason Zucker	2017-18
31	Brian Rolston	2007-08
	Brian Rolston	2006-07
30	Jason Pominville	2013-14
	Marian Gaborik	2006-07
	Marian Gaborik	2002-03
	Marian Gaborik	2001-02

ASSISTS

50	Pierre-Marc Bouchard	2007-08
49	Mikko Koivu	2009-10
48	Andrew Brunette	2001-02
47	Mikko Koivu	2008-09
46	Mikael Granlund	2017-18
45	Ryan Suter	2017-18
	Mikko Koivu	2010-11
	Brian Rolston	2005-06
43	Ryan Suter	2015-16
	Mikael Granlund	2016-17
	Mikko Koivu	2013-14

POINTS

83	Marian Gaborik	2007-08
79	Brian Rolston	2005-06
76	Eric Staal	2017-18
71	Mikko Koivu	2009-10
69	Mikael Granlund	2016-17
	Andrew Brunette	2001-02
67	Mikael Granlund	2017-18
	Mikko Koivu	2008-09
	Marian Gaborik	2001-02
66	Marian Gaborik	2005-06

PLUS/MINUS

34	Ryan Suter	2016-17
	Jason Zucker	2016-17
33	Jared Spurgeon	2016-17
27	Mikko Koivu	2016-17
23	Jonas Brodin	2017-18
	Mikael Granlund	2016-17
22	Carson Soucy	2020-21
	Keith Carney	2006-07
21	Ian Cole	2020-21
	Jonas Brodin	2014-15
	Zach Parise	2014-15
	Erik Haula	2015-16

PENALTY MINUTES

201	Matt Johnson	2002-03
183	Matt Johnson	2001-02
177	Matt Johnson	2003-04
173	Brad Staubitz	2010-11
158	Derek Boogaard	2005-06
148	Jason Marshall	2001-02
141	Aaron Voros	2007-08
137	Matt Johnson	2000-01
131	Andy Sutton	2000-01
130	Sylvain Blouin	2001-02

POWER-PLAY GOALS

15	Brian Rolston	2005-06
14	Zach Parise	2013-14
13	Brian Rolston	2006-07
12	Zach Parise	2019-20
	Andrew Brunette	2009-10
	Owen Nolan	2008-09
	Marian Gaborik	2006-07
11	Zach Parise	2014-15
	Eric Staal	2017-18
	Brian Rolston	2007-08
	Marian Gaborik	2007-08

POWER-PLAY ASSISTS

24	Pierre-Marc Bouchard	2005-06
22	Ryan Suter	2017-18
	Andrew Brunette	2001-02
21	Mikko Koivu	2008-09
	Brian Rolston	2006-07
20	Mikko Koivu	2009-10
	Marek Zidlicky	2009-10
19	Pierre-Marc Bouchard	2007-08
	Pierre-Marc Bouchard	2006-07
18	Ryan Suter	2015-16
	Mikko Koivu	2016-17

POWER-PLAY POINTS

34	Brian Rolston	2006-07
32	Brian Rolston	2005-06
	Andrew Brunette	2001-02
31	Pierre-Marc Bouchard	2005-06
28	Mikko Koivu	2009-10
	Brian Rolston	2007-08
26	Mikko Koivu	2008-09
	Pavol Demitra	2006-07
	Marian Gaborik	2001-02
25	Three Players Tied	

SHORT-HANDED GOALS

7	Wes Walz	2000-01
5	Brian Rolston	2005-06
4	Cal Clutterbuck	2011-12
	Matt Cullen	2010-11
	Mikko Koivu	2008-09
	Stacy Roest	2001-02
3	Mikael Granlund	2016-17
	Wes Walz	2003-04
2	Several Players Tied	

SHORT-HANDED ASSISTS

3	Jared Spurgeon	2015-16
	Mikko Koivu	2011-12
	Kyle Brodziak	2010-11
	Wes Walz	2005-06
	Andrei Zyuzin	2002-03
2	Several Players Tied	

SHORT-HANDED POINTS

9	Wes Walz	2000-01
6	Mikko Koivu	2008-09
5	Brian Rolston	2005-06
4	Nine Players Tied	

GAME-WINNING GOALS

8	Eric Staal	2016-17
	Marian Gaborik	2007-08
	Marian Gaborik	2002-03
	Brian Rolston	2007-08
7	Zach Parise	2015-16
	Jason Zucker	2017-18
	Marian Gaborik	2007-08
	Marian Gaborik	2005-06
	Brian Rolston	2005-06
6	Eric Staal	2018-19
	Brian Rolston	2006-07

OVERTIME GOALS

3	Marian Gaborik	2007-08
2	Kirill Kaprizov	2020-21
	Matt Dumba	2017-18
	Marco Scandella	2014-15
	Brent Burns	2006-07
	Richard Park	2002-03
1	Several Players Tied	

EVEN STRENGTH GOALS

30	Marian Gaborik	2007-08
29	Eric Staal	2017-18
26	Marian Gaborik	2005-06
25	Jason Zucker	2017-18
24	Marian Gaborik	2002-03
23	Eric Staal	2016-17
	Jason Pominville	2013-14
22	Zach Parise	2014-15
21	Jason Zucker	2016-17
20	Marian Gaborik	2001-02

SHOTS ON GOAL

305	Brian Rolston	2006-07
293	Brian Rolston	2005-06
289	Brian Rolston	2007-08
280	Marian Gaborik	2002-03
278	Marian Gaborik	2007-08
259	Zach Parise	2014-15
252	Jason Pominville	2014-15
	Marian Gaborik	2005-06
246	Mikko Koivu	2009-10
245	Zach Parise	2013-14

SINGLE-SEASON LEADERS



MULTI-POINT GAMES

22	Marian Gaborik	2005-06
20	Mikko Koivu	2009-10
	Marian Gaborik	2007-08
	Pavol Demitra	2006-07
	Brian Rolston	2005-06
19	Marian Gaborik	2001-02
18	Andrew Brunette	2001-02
17	Eric Staal	2017-18
	Jason Zucker	2017-18
	Marian Gaborik	2006-07

FACEOFF WIN % (MIN. 250 FACEOFFS)

60.7	Zenon Konopka	2012-13
57.8	Martin Hanzal	2016-17
57.6	Eric Belanger	2009-10
57.0	Stacy Roest	2000-01
56.9	Mikko Koivu	2009-10
56.7	Jarret Stoll	2015-16
56.1	Mikko Koivu	2015-16
	Matt Cullen	2010-11
55.2	Mikko Koivu	2016-17
	Mikko Koivu	2014-15

GAMES PLAYED IN (GOALTENDER)

71	Niklas Backstrom	2008-09
67	Devan Dubnyk	2018-19
	Devan Dubnyk	2015-16
65	Devan Dubnyk	2016-17
60	Devan Dubnyk	2017-18
	Niklas Backstrom	2009-10
58	Niklas Backstrom	2007-08
	Manny Fernandez	2005-06
51	Niklas Backstrom	2010-11
50	Dwayne Roloson	2002-03

GAMES STARTED (GOALTENDER)

71	Niklas Backstrom	2008-09
66	Devan Dubnyk	2018-19
	Devan Dubnyk	2015-16
63	Devan Dubnyk	2016-17
59	Devan Dubnyk	2017-18
58	Niklas Backstrom	2009-10
57	Niklas Backstrom	2007-08
56	Manny Fernandez	2005-06
50	Niklas Backstrom	2010-11
47	Dwayne Roloson	2002-03

MINUTES PLAYED (GOALTENDER)

4,088	Niklas Backstrom	2008-09
3,861	Devan Dubnyk	2015-16
3,855	Devan Dubnyk	2018-19
3,758	Devan Dubnyk	2016-17
3,489	Niklas Backstrom	2009-10
3,450	Devan Dubnyk	2017-18
3,411	Manny Fernandez	2005-06
3,409	Niklas Backstrom	2007-08
2,978	Niklas Backstrom	2010-11
2,945	Dwayne Roloson	2002-03

WINS

40	Devan Dubnyk	2016-17
37	Niklas Backstrom	2008-09
35	Devan Dubnyk	2017-18
33	Niklas Backstrom	2007-08
32	Devan Dubnyk	2015-16
31	Devan Dubnyk	2018-19
30	Manny Fernandez	2005-06
27	Devan Dubnyk	2014-15
26	Niklas Backstrom	2009-10
24	Niklas Backstrom	2012-13

LOSSES

28	Devan Dubnyk	2018-19
26	Devan Dubnyk	2015-16
24	Niklas Backstrom	2008-09
	Manny Fernandez	2001-02
23	Niklas Backstrom	2010-11
	Niklas Backstrom	2009-10
	Jamie McLennan	2000-01
20	Dwayne Roloson	2001-02
19	Devan Dubnyk	2016-17
18	Three Players Tied	

OT LOSSES/TIES

11	Dwayne Roloson	2003-04
9	Manny Fernandez	2003-04
	Jamie McLennan	2000-01
8	Niklas Backstrom	2009-10
	Niklas Backstrom	2008-09
	Niklas Backstrom	2007-08
	Dwayne Roloson	2002-03
7	Devan Dubnyk	2017-18
	Niklas Backstrom	2011-12
	Manny Fernandez	2006-07
	Dwayne Roloson	2001-02

GOALS AGAINST AVG. (MIN. 25 GP)

1.66	Josh Harding	2013-14
1.78	Devan Dubnyk	2014-15
1.88	Dwayne Roloson	2003-04
1.97	Niklas Backstrom	2006-07
2.00	Dwayne Roloson	2002-03
2.24	Manny Fernandez	2002-03
	Manny Fernandez	2000-01
2.25	Devan Dubnyk	2016-17
2.29	Manny Fernandez	2005-06
2.31	Niklas Backstrom	2007-08

SAVE PERCENTAGE (MIN. 25 GP)

.936	Devan Dubnyk	2014-15
.933	Josh Harding	2013-14
	Dwayne Roloson	2003-04
.929	Niklas Backstrom	2006-07
.927	Dwayne Roloson	2002-03
.924	Manny Fernandez	2002-03
.923	Devan Dubnyk	2016-17
	Niklas Backstrom	2008-09
.920	Niklas Backstrom	2007-08
	Manny Fernandez	2000-01

SHUTOUTS

8	Niklas Backstrom	2008-09
5	Devan Dubnyk	2017-18
	Devan Dubnyk	2016-17
	Devan Dubnyk	2015-16
	Devan Dubnyk	2014-15
	Niklas Backstrom	2006-07
	Dwayne Roloson	2003-04
	Dwayne Roloson	2001-02

GOALS ALLOWED

163	Devan Dubnyk	2018-19
159	Niklas Backstrom	2008-09
158	Niklas Backstrom	2009-10
150	Devan Dubnyk	2015-16
145	Devan Dubnyk	2017-18
141	Devan Dubnyk	2016-17
132	Niklas Backstrom	2010-11
131	Niklas Backstrom	2007-08
130	Manny Fernandez	2005-06

SHOTS AGAINST

2,059	Niklas Backstrom	2008-09
1,877	Devan Dubnyk	2018-19
1,842	Devan Dubnyk	2016-17
1,829	Devan Dubnyk	2015-16
1,769	Devan Dubnyk	2017-18
1,632	Niklas Backstrom	2009-10
1,629	Niklas Backstrom	2007-08
1,612	Manny Fernandez	2005-06
1,566	Niklas Backstrom	2010-11
1,334	Dwayne Roloson	2002-03
1,323	Dwayne Roloson	2003-04

SAVES

1,900	Niklas Backstrom	2008-09
1,714	Devan Dubnyk	2018-19
1,701	Devan Dubnyk	2016-17
1,679	Devan Dubnyk	2015-16
1,624	Devan Dubnyk	2017-18
1,498	Niklas Backstrom	2007-08
1,482	Manny Fernandez	2005-06
1,474	Niklas Backstrom	2009-10
1,434	Niklas Backstrom	2010-11
1,236	Dwayne Roloson	2002-03
1,234	Dwayne Roloson	2003-04

GOAL SUPPORT (MIN. 25 GP)

3.28	Alex Stalock	2019-20
3.27	Devan Dubnyk	2017-18
3.10	Devan Dubnyk	2016-17
3.09	Cam Talbot	2020-21
2.92	Devan Dubnyk	2019-20
2.87	Darcy Kuemper	2014-15
2.83	Devan Dubnyk	2014-15
2.74	Manny Fernandez	2005-06
2.69	Niklas Backstrom	2007-08
2.68	Devan Dubnyk	2018-19
2.67	Niklas Backstrom	2008-09
	Niklas Backstrom	2006-07



TEAM RECORDS

TOP OVERALL RECORDS

WINS	POINTS
49.....2016-17	106.....2016-17
48.....2006-07	104.....2006-07
46.....2014-15	101.....2017-18
45.....2017-18	100.....2014-15
44.....2007-08	98.....Two Times

TOP HOME RECORDS

WINS	POINTS
29.....2006-07	63.....2006-07
27.....2017-18	62.....2017-18
27.....2016-17	57.....2013-14
26.....2013-14	56.....2016-17
25.....Three Times	55.....2007-08

TOP AWAY RECORDS

WINS	POINTS
24.....2014-15	50.....2016-17
22.....2016-17	50.....2014-15
21.....2018-19	44.....2018-19
20.....2010-11	43.....2010-11
19.....Two Times	43.....2007-08

TOP OVERTIME/SHOOTOUT RECORDS

WINS	POINTS
17.....2006-07	42.....2006-07
13.....2011-12	37.....2011-12
11.....2013-14	34.....2013-14
10.....2009-10	28.....2009-10
9.....2007-08	28.....2007-08

TOP MONTHLY RECORDS

WINS	POINTS
12.....December 2016	25.....December 2016
11.....March 2015	23.....February 2015
11.....February 2015	22.....Four Times
11.....March 2013	
11.....November 2011	

TOP OCTOBER RECORDS

WINS	POINTS
9.....2006	18.....2006
8.....2002	18.....2002
7.....2018	16.....2018
7.....2015	16.....2015
7.....2007	16.....2007

TOP NOVEMBER RECORDS

WINS	POINTS
11.....2011	22.....2011
9.....2013	20.....2013
8.....2017	18.....2019
8.....2008	17.....2017
7.....Six Times	16.....Two Times

TOP DECEMBER RECORDS

WINS	POINTS
12.....2016	25.....2016
10.....2009	20.....2015
9.....2015	20.....2009
8.....Four Times	18.....2003
	17.....Three Times

TOP JANUARY RECORDS

WINS	POINTS
10.....2017	21.....2017
9.....2014	19.....2014
8.....2019	16.....Four Times
8.....2011	
7.....Six Times	

TOP FEBRUARY RECORDS

WINS	POINTS
11.....2015	23.....2015
9.....2020	20.....2018
9.....2018	19.....2020
8.....Three Times	18.....2007
	17.....Two Times

TOP MARCH RECORDS

WINS	POINTS
11.....2015	22.....2015
11.....2013	22.....2013
10.....2016	22.....2007
10.....2007	21.....2016
9.....Two Times	20.....Two Times

TOP APRIL RECORDS

WINS	POINTS
10.....2021	22.....2021
5.....2013	11.....2013
4.....Four Times	9.....2014
	9.....2006
	8.....Two Times

TOP MAY RECORDS

WINS	POINTS
4.....2021	9.....2021

TOP RECORDS VS. WESTERN CONFERENCE

WINS	POINTS
42.....2006-07	92.....2006-07
40.....2007-08	88.....2007-08
34.....2005-06	75.....2005-06
33.....2010-11	72.....2010-11
31.....2016-17	67.....Two Times

TOP RECORDS VS. EASTERN CONFERENCE

WINS	POINTS
20.....2017-18	44.....2017-18
18.....2016-17	39.....2016-17
17.....2014-15	38.....2013-14
17.....2013-14	37.....2014-15
14.....Two Times	32.....2018-19

TOP RECORDS VS. PACIFIC DIVISION

WINS	POINTS
14.....2019-20	30.....2019-20
14.....2016-17	30.....2017-18
12.....Four Times	30.....2016-17
	29.....2013-14
	25.....Four Times

TOP RECORDS VS. CENTRAL DIVISION

WINS	POINTS
17.....2016-17	38.....2014-15
17.....2014-15	37.....2016-17
14.....2015-16	33.....2015-16
14.....2013-14	31.....2013-14
13.....Two Times	28.....2018-19

TOP RECORDS VS. METROPOLITAN DIVISION

WINS	POINTS
10.....2017-18	23.....2017-18
8.....2013-14	19.....2013-14
7.....2014-15	14.....2014-15
5.....Three Times	13.....2018-19
	12.....2016-17

TOP RECORDS VS. ATLANTIC DIVISION

WINS	POINTS
13.....2016-17	27.....2016-17
10.....2017-18	23.....2014-15
10.....2014-15	21.....2017-18
9.....Three Times	19.....Three Times

TOP RECORDS VS. WEST DIVISION

WINS	POINTS
35.....2020-21	75.....2020-21

TOP RECORDS PRE-ALL-STAR/OLYMPIC BREAK

WINS	POINTS
32.....2016-17	69.....2016-17
31.....2013-14	69.....2013-14
30.....2009-10	64.....2009-10
29.....2005-06	63.....2005-06
28.....2007-08	59.....Two Times

TOP RECORDS POST-ALL-STAR/OLYMPIC BREAK

WINS	POINTS
26.....2014-15	54.....2014-15
23.....2006-07	50.....2006-07
19.....2017-18	44.....2017-18
17.....2016-17	40.....2008-09
17.....2008-09	39.....2007-08

TOP RECORDS IN ONE-GOAL GAMES

WINS	PCT.
25.....2006-07	.667 (24-12).....2009-10
24.....2013-14	.650 (16-7-7).....2019-20
24.....2009-10	.619 (13-5-3).....2012-13
23.....2011-12	.600 (15-5-5).....2020-21
23.....2007-08	.568 (25-19).....2006-07

TOP RECORDS IN TWO-GOAL GAMES

WINS	PCT.
14.....2001-02	.750 (6-2).....2020-21
13.....2017-18	.619 (13-8).....2017-18
12.....2016-17	.600 (12-8).....2016-17
12.....2010-11	.600 (9-6).....2013-14
12.....2005-06	.579 (11-8).....Two Times

TOP RECORDS IN THREE-GOAL GAMES

WINS	PCT.
20.....2017-18	.818 (18-4).....2016-17
18.....2016-17	.773 (17-5).....2006-07
17.....2006-07	.750 (12-4).....2005-06
14.....Three Times	.688 (11-5).....2003-04
	.609 (14-9).....2020-21

TOP RECORDS WHEN SCORING FIRST

WINS	PCT.
36.....2007-08	.875 (31-4-1).....2002-03
35.....2016-17	.855 (36-4-5).....2007-08
35.....2014-15	.846 (31-4-4).....2010-11
33.....2015-16	.800 (30-6-4).....2017-18
31.....Three Times	.783 (18-4-1).....2012-13

TOP RECORDS WHEN OPPONENT SCORES FIRST

WINS	PCT.
20.....2011-12	.488 (18-19-4).....2006-07
18.....2006-07	.462 (12-11-3).....2020-21
17.....2018-19	.440 (15-20-7).....2017-18
15.....2017-18	.412 (14-17-3).....2016-17
14.....2016-17	.386 (12-20-3).....2019-20





RECORD BOOK



TEAM RECORDS

STREAKS

LONGEST WINNING STREAK, SEASON

12 - 12/4-12/29/16

At Home:

11 - 1/31-3/25/21

On Road:

12 - 2/18-4/9/15

LONGEST POINTS STREAK, SEASON

13 - (12-0-1) 12/2-12/29/16

At Home:

13 - (10-0-3), 12/27/17-2/13/18

On Road:

14 - (12-0-2) 12/2-16-1/31/17

LONGEST WINLESS STREAK, SEASON

12 - (0-9-3) 3/11-4/4/01

At Home:

8 - (0-5-3) 2/26-3/28/01

On Road:

12 - (0-4-8) 12/18/03-1/31/04

LONGEST LOSING STREAK, SEASON

8 - 1/23-2/13/16

At Home:

8 - 1/7-2/13/16

On Road:

8 - 10/3-10/26/09

LONGEST SHUTOUT STREAK, SEASON

184:59 - 10/23-11/1/16

At Home:

157:40 - 3/29-4/7/07

On Road:

172:06 - 10/23-11/5/16

MOST CONSECUTIVE GAMES WITHOUT BEING SHUT OUT

93 - 11/2/05-11/29/06

At Home:

72 - 1/12/04-11/29/06

On Road:

54 - 11/2/05-12/27/06

LONGEST SCORELESS STREAK, SEASON

180:07 - 1/28-2/10/02

At Home:

180:07 - 1/28-2/10/02

On Road:

168:48 - 3/3-3/14/01

POINTS

MOST POINTS, SEASON

106 - 2016-17 (49-25-8)

At Home:

63 - 2006-07 (29-6-5)

On Road:

50 - (2x), last, 2016-17 (22-13-6)

FEWEST POINTS, SEASON

68 - 2000-01 (25-39-18)

At Home:

39 - 2018-19 (16-18-7)

On Road:

26 - 2000-01 (11-26-4)

WINS

MOST WINS, SEASON

49 - 2016-17

At Home:

29 - 2006-07

On Road:

24 - 2014-15

FEWEST WINS, SEASON (Full Seasons Only)

25 - 2000-01

At Home:

14 - 2x, last, 2001-02

On Road:

11 - 2x, last, 2003-04

FEWEST GAMES TO 10 WINS, SEASON

12 - 2006-07 (11/2/06)

FEWEST GAMES TO 20 WINS, SEASON

30 - 2011-12 (12/10/11)

FEWEST GAMES TO 30 WINS, SEASON

45 - 2016-17 (1/21/17)

FEWEST GAMES TO 40 WINS, SEASON

60 - 2016-17 (2/27/17)

LOSSES

MOST LOSSES, SEASON

39 - 2000-01

At Home:

18 - 2018-19

On Road:

26 - 2000-01

FEWEST LOSSES, SEASON (Full Seasons Only)

25 - 2016-17

At Home:

6 - 2017-18

On Road:

13 - 2016-17

SHOOTOUTS

MOST SHOOTOUT APPEARANCES, SEASON

20 - 2011-12

At Home:

11 - 2006-07

On Road:

11 - 2011-12

MOST SHOOTOUT WINS, SEASON

11 - 2011-12

At Home:

7 - 2006-07

On Road:

5 - 2x, last, 2013-14

MOST SHOOTOUT LOSSES, SEASON

9 - 2011-12

At Home:

4 - 3x, last, 2013-14

On Road:

6 - 2011-12

MARGINS

LARGEST MARGIN OF VICTORY

7 - 2x, last, 1/18/20 in 7-0 win vs. DAL

At Home:

7 - 1/18/20 in 7-0 win vs. DAL

On Road:

7 - 1/15/15 in 7-0 win at BUF

LARGEST MARGIN OF DEFEAT

8 - 4/9/21 in 9-1 loss at STL

At Home:

7 - 3/20/11 in 8-1 loss vs. MTL

On Road:

8 - 4/9/21 in 9-1 loss at STL

RECORD BOOK

TEAM RECORDS

GOALS

*DOES NOT INCLUDE SHOOTOUT GOALS

MOST GOALS, SEASON

263 - 2016-17

At Home:

137 - 2016-17

On Road:

126 - 2016-17

FEWEST GOALS, SEASON (Full Seasons Only)

166 - 2011-12

At Home:

87 - 2000-01

On Road:

72 - 2011-12

MOST GOALS AGAINST, SEASON

239 - 2009-10

At Home:

117 - 2018-19

On Road:

140 - 2017-18

FEWEST GOALS AGAINST, SEASON (Full Seasons Only)

178 - 2002-03

At Home:

77 - 2006-07

On Road:

94 - 2003-04

MOST 20-GOAL SCORERS, SEASON

5 - 2006-07

MOST GOALS SCORED, GAME

8 - 5x, last, 4/7/21 om 8-3 win vs. COL

At Home:

8 - 3x, last, 4/7/21 om 8-3 win vs. COL

On Road:

8 - 2x, last, 12/19/19 in 8-5 win at ARI

MOST GOALS SCORED AGAINST, GAME

9 - 4/9/21 in 9-1 loss at STL

At Home:

8 - 3/20/11 in 8-1 loss vs. MTL

On Road:

9 - 4/9/21 in 9-1 loss at STL

MOST GOALS SCORED BY BOTH TEAMS, GAME

13 - 2x, last, 12/19/19 in 8-5 win at ARI

At Home:

12 - 4/10/09 in 8-4 win vs. NSH

On Road:

13 - 2x, last, 12/19/19 in 8-5 win at ARI

MOST GOALS, PERIOD

6 - 2/22/15 in 3rd of 6-2 win vs. DAL

At Home:

6 - 2/22/15 in 3rd of 6-2 win vs. DAL

On Road:

5 - 12/23/16 in 2nd of 7-4 win at NYR

MOST GOALS AGAINST, PERIOD

5 - 6x, last, 10/29/29 in 3rd of 6-3 loss at DAL

At Home:

4 - 11x, last, 4/5/21 in 2nd of 5-4 loss vs. COL

On Road:

5 - 6x, last, 10/29/29 in 3rd of 6-3 loss at DAL

MOST GOALS BY BOTH TEAMS, PERIOD

7 - 4x, last, 12/19/19 in 3rd of 8-5 win at ARI

At Home:

7 - 2/22/15 in 3rd of 6-2 win vs. DAL

On Road:

7 - 3x, last, 12/19/19 in 3rd of 8-5 win at ARI

ASSISTS

MOST ASSISTS, GAME

16 - 2/27/18 in 8-3 win vs. STL

At Home:

16 - 2/27/18 in 8-3 win vs. STL

On Road:

15 - 12/19/19 in 8-5 win at ARI

MOST ASSISTS AGAINST, GAME

16 - 4/9/21 in 9-1 loss at STL

At Home:

15 - 3/20/11 in 8-1 loss vs. MTL

On Road:

16 - 4/9/21 in 9-1 loss at STL

MOST ASSISTS BY BOTH TEAMS, GAME

23 - 12/19/19 in 8-5 win at ARI (MIN-15, ARI-8)

At Home:

22 - 2/27/18 in 8-3 win vs. STL (MIN-16, STL-6)

On Road:

23 - 12/19/19 in 8-5 win at ARI (MIN-15, ARI-8)

MOST ASSISTS, PERIOD

9 - 2/22/15 in 3rd of 6-2 win vs. DAL

At Home:

8 - 8x, last, 3/6/18 in 2nd of 6-2 win vs. CAR

On Road:

9 - 2/22/15 in 3rd of 6-2 win vs. DAL

MOST ASSISTS AGAINST, PERIOD

10 - 3x, last, 10/27/14 in 3rd of 5-4 loss at NYR

At Home:

8 - 3x, last, 4/5/21 in 2nd of 5-4 loss vs. COL

On Road:

10 - 3x, last, 10/27/14 in 3rd of 5-4 loss at NYR

MOST ASSISTS BY BOTH TEAMS, PERIOD

13 - 12/27/13 in 1st of 6-4 loss at WPG (MIN-6, WPG-7)

At Home:

12 - 2x, last, 10/12/19 in 2nd of 7-4 loss vs. PIT (MIN-2, PIT-10)

On Road:

13 - 12/27/13 in 1st of 6-4 loss at WPG (MIN-6, WPG-7)

POINTS

MOST POINTS, GAME

24 - 2/27/18 in 8-3 win vs. STL

At Home:

24 - 2/27/18 in 8-3 win vs. STL

On Road:

23 - 12/19/19 in 8-5 win at ARI

MOST POINTS AGAINST, GAME

25 - 4/9/21 in 9-1 loss at STL

At Home:

23 - 3/20/11 in 8-1 loss vs. MTL

On Road:

25 - 4/9/21 in 9-1 loss at STL

MOST POINTS BY BOTH TEAMS, GAME

36 - 12/19/19 in 8-5 win at ARI (MIN-23, ARI-13)

At Home:

33 - 2/27/18 in 8-3 win vs. STL (MIN-24, STL-9)

On Road:

36 - 12/19/19 in 8-5 win at ARI (MIN-23, ARI-13)

MOST POINTS, PERIOD

15 - 2/22/15 (6g-9a) in 3rd of 6-2 win vs. DAL

At Home:

15 - 2/22/15 (6g-9a) in 3rd of 6-2 win vs. DAL

On Road:

13 - 12/23/16 (5g-8a) in 2nd of 7-4 win at NYR



RECORD BOOK

TEAM RECORDS

MOST POINTS AGAINST, PERIOD

15 - 2x, last, 10/27/14 (5g-10a) in 3rd of 5-4 loss at NYR

At Home:
12 - 3x, last, 4/5/21 (4g-8a) in 2nd of 5-4 loss vs. COL

On Road:
15 - 2x, last, 10/27/14 (5g-10a) in 3rd of 5-4 loss at NYR

MOST POINTS BY BOTH TEAMS, PERIOD

20 - 12/27/13 in 1st of 6-4 loss at WPG (MIN-9, WPG-11)

At Home:
18 - 3x, last, 10/12/19 in 2nd of 7-4 loss vs. PIT (MIN-6, PIT-12)

On Road:
20 - 12/27/13 in 1st of 6-4 loss at WPG (MIN-9, WPG-11)

SPECIAL TEAMS

BEST POWER-PLAY PERCENTAGE, SEASON

21.3 - 2019-20 (46/216)

At Home:
27.4 - 2016-17 (31/113)

On Road:
20.5 - 2018-19 (24/117)

LOWEST POWER-PLAY PERCENTAGE, SEASON

9.6 - 2000-01 (36/374)

At Home:
9.6 - 2000-01 (19/198)

On Road:
9.7 - 2000-01 (17/176)

BEST PENALTY-KILL PERCENTAGE, SEASON

87.6 - 2008-09 (36/291)

At Home:
87.8 - 2014-15 (15/123)

On Road:
89.1 - 2008-09 (17/156)

LOWEST PENALTY-KILL PERCENTAGE, SEASON

77.2 - 2019-20 (159/206)

At Home:
75.0 - 2019-20 (25/100)

On Road:
74.1 - 2015-16 (83/112)

MOST POWER-PLAY GOALS, SEASON

77 - 2005-06

At Home:
49 - 2006-07

On Road:
32 - 2008-09

FEWEST POWER-PLAY GOALS, SEASON (Full Seasons Only)

36 - 2000-01

At Home:
19 - 2000-01

On Road:
12 - 2014-15

MOST POWER-PLAY GOALS AGAINST, SEASON

62 - 2001-02

At Home:
28 - 2005-06

On Road:
35 - 2001-02

FEWEST POWER-PLAY GOALS AGAINST, SEASON (Full Seasons Only)

32 - 2014-15

At Home:
15 - 2x, last, 2016-17

On Road:
17 - 2014-15

MOST POWER-PLAY GOALS, GAME

5 - 3x, last, 11/29/08 in 6-2 win at NSH

At Home:
5 - 2x, last, 2/7/06 in 5-1 win vs. LA

On Road:
5 - 11/29/08 in 6-2 win at NSH

MOST POWER-PLAY GOALS AGAINST, GAME

4 - 1/30/10 in 5-2 loss at SJ

At Home:
3 - 5x, last, 2/1/20 in 6-1 loss vs. BOS

On Road:
4 - 1/30/10 in 5-2 loss at SJ

MOST POWER-PLAY GOALS, PERIOD

4 - 12/14/07 in 2nd of 5-2 win at ANA

At Home:
3 - 4x, last, 1/4/14 in 2nd of 5-3 win vs. WSH

On Road:
4 - 12/14/07 in 2nd of 5-2 win at ANA

MOST POWER-PLAY GOALS AGAINST, PERIOD

3 - 3x, last, 2/1/20 in 2nd of 6-1 loss vs. BOS

At Home:
3 - 2x, last, 2/1/20 in 2nd of 6-1 loss vs. BOS

On Road:
3 - 4/2/03 in 1st of 3-0 loss at CBJ

MOST POWER-PLAY CHANCES, SEASON

453 - 2005-06 (77 PPGs, 17.0%)

At Home:
236 - 2005-06 (46 PPGs, 19.5%)

On Road:
217 - 2005-06 (31 PPGs, 14.3%)

FEWEST POWER-PLAY CHANCES, SEASON (Full Seasons Only)

224 - 2016-17 (47 PPGs, 21.0%)

At Home:
113 - 2016-17 (31 PPGs, 27.4%)

On Road:
108 - 2014-15 (12 PPGs, 11.1%)

MOST POWER-PLAY CHANCES, GAME

11 - 3x, last, 11/29/08 in 6-2 win at NSH

At Home:
11 - 12/29/06 in 4-3 OT win vs. CBJ

On Road:
11 - 2x, last, 11/29/08 in 6-2 win at NSH

FEWEST POWER-PLAY CHANCES, GAME

0 - 17x, last, 3/29/21 in 4-3 SO loss at SJ

At Home:
0 - 6x, last, 1/22/20 in 4-2 win vs. DET

On Road:
0 - 11x, last, 3/29/21 in 4-3 SO loss at SJ

MOST CONSECUTIVE GAMES WITH A PP GOAL, SEASON

9 - 10/16-11/1/03

At Home:
10 - 10/25-12/17/05

On Road:
13 - 1/21-3/12/16

MOST CONSECUTIVE GAMES WITH A PP GOAL AGAINST, SEASON

9 - 2/10-2/26/19

At Home:
8 - 1/19-2/24/19

On Road:
8 - 2x, last, 11/14-12/12/10

MOST SHORT-HANDED GOALS, SEASON

13 - 2000-01

At Home:
10 - 2000-01

On Road:
7 - 2001-02

FEWEST SHORT-HANDED GOALS, SEASON (Full Seasons Only)

3 - 2007-08

At Home:
1 - 2x, last, 2016-17

On Road:
1 - 5x, last, 2018-19

MOST SHORT-HANDED GOALS AGAINST, SEASON

14 - 2000-01

At Home:
7 - 2000-01

On Road:
9 - 2009-10

FEWEST SHORT-HANDED GOALS AGAINST, SEASON

(Full Seasons Only)

3 - 2014-15

At Home:
1 - 4x, last, 2016-17

On Road:
0 - 2x, last, 2018-19

MOST SHORT-HANDED GOALS, GAME

2 - 3x, last, 10/26/17 in 6-4 win vs. NYI

At Home:
2 - 2x, last, 10/26/17 in 6-4 win vs. NYI

On Road:
2 - 4/11/09 in 6-3 win at CBJ

MOST SHORT-HANDED GOALS AGAINST, GAME

2 - 2x, last, 2/14/09 in 5-3 loss vs. OTT

At Home:
2 - 2x, last, 2/14/09 in 5-3 loss vs. OTT

On Road:
1 - 67x, last, 4/9/21 in 9-1 loss at STL

MOST SHORT-HANDED GOALS, PERIOD

2 - 11/26/00 in 2nd of 4-2 win vs. VAN

At Home:
2 - 11/26/00 in 2nd of 4-2 win vs. VAN

On Road:
1 - 52x, last, 2/24/21 in 2nd of 6-2 win at COL

MOST SHORT-HANDED GOALS AGAINST, PERIOD

1 - 129x, last, 4/29/21 in 2nd of 5-4 OT loss vs. STL

At Home:
1 - 62x, last, 4/29/21 in 2nd of 5-4 OT loss vs. STL

On Road:
1 - 67x, last, 4/9/21 in 2nd of 9-1 loss at STL

MOST TIMES SHORT-HANDED, SEASON

436 - 2005-06 (55 PPGA, 87.4%)

At Home:
215 - 2005-06 (28 PPGA, 87.0%)

On Road:
221 - 2005-06 (27 PPGA, 87.8%)

FEWEST TIMES SHORT-HANDED, SEASON (Full Seasons Only)

204 - 2015-16 (45 PPGA, 77.9%)

At Home:
92 - 2015-16 (16 PPGA, 82.6%)

On Road:
111 - 2014-15 (17 PPGA, 84.7%)

MOST SHORT-HANDED SITUATIONS, GAME

10 - 3x, last, 10/21/10 in 4-2 win at EDM

At Home:
9 - 3x, last, 10/13/18 in 5-4 OT loss vs. CAR

On Road:
10 - 3x, last, 10/21/10 in 4-2 win at EDM

MOST CONSECUTIVE GAMES WITH A SHORT-HANDED GOAL, SEASON

2 - 9x, last, 10/25-10/27/18

At Home:
2 - 2x, last, 10/25-10/27/18

On Road:
2 - 2x, last, 4/7-4/9/06

MOST CONSECUTIVE GAMES WITH A SHORT-HANDED GOAL AGAINST, SEASON

3 - 2x, last, 3/26-4/5/10

At Home:
3 - 10/15-10/20/00

On Road:
3 - 3/26-4/5/10

TEAM RECORDS

PENALTY MINUTES

MOST PENALTY MINUTES, SEASON

1,209 - 2x, last, 2005-06

At Home:
591 - 2005-06

On Road:
681 - 2001-02

FEWEST PENALTY MINUTES, SEASON (Full Seasons Only)

545 - 2015-16

At Home:
264 - 2015-16

On Road:
281 - 2015-16

MOST PENALTY MINUTES, GAME

57 - (2x), last, 1/3/15 in 7-1 loss at DAL

At Home:
54 - 3/28/08 in 4-0 win vs. VAN

On Road:
57 - (2x), last, 1/3/15 in 7-1 loss at DAL

MOST PENALTY MINUTES BY OPPONENT, GAME

69 - 4/8/11 in 3-1 win at EDM

At Home:
63 - 2/2/04 in 4-0 win vs. STL

On Road:
69 - 4/8/11 in 3-1 win at EDM

MOST PENALTY MINUTES BY BOTH TEAMS, GAME

122 - 4/8/11 in 3-1 win at EDM (MIN-53, EDM-69)

At Home:
113 - 3/28/08 in 4-0 win vs. VAN (MIN-64, VAN-49)

On Road:
122 - 4/8/11 in 3-1 win at EDM (MIN-53, EDM-69)

MOST PENALTY MINUTES, PERIOD

51 - 1/3/15 in 2nd of 7-1 loss at DAL

At Home:
48 - 3/28/08 in 3rd of 4-0 win vs. VAN

On Road:
51 - 1/3/15 in 2nd of 7-1 loss at DAL

MOST PENALTY MINUTES BY OPPONENT, PERIOD

53 - 4/8/11 in 1st of 3-1 win at EDM

At Home:
44 - 2x, last, 2/9/12 in 3rd of 5-2 loss vs. VAN

On Road:
53 - 4/8/11 in 1st of 3-1 win at EDM

MOST PENALTY MINUTES BY BOTH TEAMS, PERIOD

100 - 4/8/11 in 1st of 3-1 win at EDM (MIN-47, EDM-53)

At Home:
81 - 3/28/08 in 3rd of 4-0 win vs. VAN (MIN-48, VAN-33)

On Road:
100 - 4/8/11 in 1st of 3-1 win at EDM (MIN-47, EDM-53)

PENALTIES

MOST PENALTIES, GAME

16 - 3/2/02 in 6-3 loss at VAN

At Home:
15 - 2/2/04 in 4-0 win vs. STL

On Road:
16 - 3/2/02 in 6-3 loss at VAN

MOST PENALTIES BY OPPONENT, GAME

17 - 11/29/08 in 6-2 win at NSH

At Home:
16 - 2x, last, 2/2/04 in 4-0 win vs. STL

On Road:
17 - 11/29/08 in 6-2 win at NSH





RECORD BOOK

RECORD BOOK



TEAM RECORDS

MOST PENALTIES BY BOTH TEAMS, GAME

31 - 2/2/04 in 4-0 win vs. STL (MIN-15, STL-16)

At Home:

31 - 2/2/04 in 4-0 win vs. STL (MIN-15, STL-16)

On Road:

25 - 2x, last, 11/29/08 in 6-2 win at NSH (MIN-9, NSH-16)

FEWEST PENALTIES, GAME

0 - 10x, last, 4/24/21 in 6-3 win at SJ

At Home:

0 - 5x, last, 2/14/17 in 1-0 loss vs. ANA

On Road:

0 - 5x, last, 4/24/21 in 6-3 win at SJ

FEWEST PENALTIES BY OPPONENT, GAME

0 - 9x, last, 1/22/20 in 4-2 win vs. DET

At Home:

0 - 3x, last, 1/22/20 in 4-2 win vs. DET

On Road:

0 - 6x, last, 11/12/15 in 3-2 OT win at CAR

FEWEST PENALTIES BY BOTH TEAMS, GAME

0 - 2x, last, 3/1/21 in 5-4 OT loss at V GK

At Home:

1 - 2x, last, 12/23/19 in 3-0 win vs. CGY (MIN-1, CGY-0)

On Road:

0 - 2x, last, 3/1/21 in 5-4 OT loss at V GK

SHOTS

MOST SHOTS, SEASON

2,567 - 2018-19

At Home:

1,305 - 2014-15

On Road:

1,276 - 2018-19

FEWEST SHOTS, SEASON (Full Seasons Only)

1,954 - 2001-02

At Home:

965 - 2001-02

On Road:

981 - 2003-04

MOST SHOTS AGAINST, SEASON

2,625 - 2010-11

At Home:

1,244 - 2000-01

On Road:

1,403 - 2010-11

FEWEST SHOTS AGAINST, SEASON (Full Seasons Only)

2,265 - 2014-15

At Home:

1,035 - 2014-15

On Road:

1,091 - 2002-03

MOST SHOTS, GAME

48 - 3x, last, 12/27/18 in 5-2 loss at CHI

At Home:

48 - 10/9/14 in 5-0 win vs. COL

On Road:

48 - 2x, last, 12/27/18 in 5-2 loss at CHI

MOST SHOTS AGAINST, GAME

57 - 10/13/18 in 5-4 OT loss vs. CAR

At Home:

57 - 10/13/18 in 5-4 OT loss vs. CAR

On Road:

56 - 11/8/01 in 5-3 win at BOS

MOST SHOTS BY BOTH TEAMS, GAME

90 - 11/16/06 in 7-6 SO win at NSH (MIN-45, NSH-45)

At Home:

77 - 2/19/12 in 2-0 win vs. BOS (MIN-29, BOS-48)

On Road:

90 - 11/16/06 in 7-6 SO win at NSH (MIN-45, NSH-45)

FEWEST SHOTS, GAME

11 - 6x, last, 3/25/21 in 2-0 win vs. STL

At Home:

11 - 3x, last, 3/25/21 in 2-0 win vs. STL

On Road:

11 - 3x, last, 1/23/04 in 6-2 loss at ANA

FEWEST SHOTS AGAINST, GAME

13 - 1/18/03 in 1-0 loss vs. ANA

At Home:

13 - 1/18/03 in 1-0 loss vs. ANA

On Road:

14 - 3x, last, 10/15/13 in 4-1 loss at TOR

FEWEST SHOTS BY BOTH TEAMS, GAME

32 - 2/15/04 in 2-1 loss vs. CGY (MIN-16, CGY-16)

At Home:

32 - 2/15/04 in 2-1 loss vs. CGY (MIN-16, CGY-16)

On Road:

35 - 10/10/11 in 2-1 loss at NYI (MIN-21, STL-14)

MOST SHOTS, PERIOD

24 - 2x, last, 2/6/16 in 2nd of 4-1 loss at STL

At Home:

24 - 2/3/15 in 2nd of 3-0 win vs. CHI

On Road:

24 - 2/6/16 in 2nd of 4-1 loss at STL

MOST SHOTS AGAINST, PERIOD

25 - 2x, last, 1/22/11 in 2nd of 4-3 loss at SJ

At Home:

22 - 2/19/12 in 3rd of 2-0 win vs. BOS

On Road:

25 - 2x, last, 1/22/11 in 2nd of 4-3 loss at SJ

MOST SHOTS BY BOTH TEAMS, PERIOD

41 - 11/19/16 in 1st of 3-2 loss vs. COL (MIN-21, COL-20)

At Home:

41 - 11/19/16 in 1st of 3-2 loss vs. COL (MIN-21, COL-20)

On Road:

36 - 2x, last, 2/27/03 in 2nd of 6-3 win at MTL (MIN-21, MTL-15)

FEWEST SHOTS, PERIOD

0 - 2x, last, 1/10/19 in 3rd of 3-2 loss vs. WPG

At Home:

0 - 1/10/19 in 3rd of 3-2 loss vs. WPG

On Road:

0 - 11/08/01 in 3rd of 5-3 win at BOS

FEWEST SHOTS AGAINST, PERIOD

0 - 3x, last, 3/3/13 in 2nd of 4-2 win at EDM

At Home:

0 - 2x, last, 3/31/09 in 3rd of 2-1 OT loss vs. VAN

On Road:

0 - 3/3/13 in 2nd of 4-2 win at EDM

FEWEST SHOTS BY BOTH TEAMS, PERIOD

4 - 10/18/05 in 3rd of 2-1 loss at ARI (MIN 2, ARI 2)

At Home:

6 - 3/14/01 in 3rd of 1-0 loss vs. STL (MIN-5, STL-1)

On Road:

4 - 10/18/05 in 3rd of 2-1 loss at ARI (MIN 2, ARI 2)

FASTEST GOALS

FASTEST GOAL FROM START OF GAME

0:10 - 2x, last, Jason Zucker, 4/6/17 in 4-3 win at COL

At Home:

0:12 - 2x, last, Nino Niederreiter, 11/14/17 in 3-0 win vs. PHI

On Road:

0:10 - 2x, last, Jason Zucker, 4/6/17 in 4-3 win at COL

FASTEST GOAL AGAINST FROM START OF GAME

0:07 - Mitchell Marner, 1/3/19 in 4-3 win at TOR

At Home:

0:24 - Todd Bertuzzi, 1/12/19 in 5-2 loss vs. DET

On Road:

0:07 - Mitchell Marner, 1/3/19 in 4-3 win at TOR

FASTEST GOAL FROM START OF 2ND PERIOD:

0:09 - Brian Rolston, 11/30/07 in 3-2 OT win vs. STL

At Home:

0:09 - Brian Rolston, 11/30/07 in 3-2 OT win vs. STL

On Road:

0:12 - 3x, last, Marcus Foligno, 3/7/20 in 7-3 loss at LA

FASTEST GOAL AGAINST FROM START OF 2ND PERIOD

0:11 - Brad Richards, 10/25/03 in 3-2 loss at TB

At Home:

0:15 - Alex Pietrangolo, 2/27/18 in 8-3 win vs. STL

On Road:

0:11 - Brad Richards, 10/25/03 in 3-2 loss at TB

FASTEST GOAL FROM START OF 3RD PERIOD

0:08 - Jason Zucker, 1/16/14 in 4-1 win vs. EDM

At Home:

0:08 - Jason Zucker, 1/16/14 in 4-1 win vs. EDM

On Road:

0:21 - Ryan Suter, 3/20/14 in 4-3 OT loss at NJ

FASTEST GOAL AGAINST FROM START OF 3RD PERIOD

0:07 - Trent Klatt, 11/26/00 in 4-2 win vs. VAN

At Home:

0:07 - Trent Klatt, 11/26/00 in 4-2 win vs. VAN

On Road:

0:09 - Patrick Marleau, 10/10/09 in 4-2 loss at SJ

FASTEST GOAL FROM START OF OVERTIME

0:12 - Mikael Granlund, 2/27/17 in 5-4 OT win vs. LA

At Home:

0:12 - Mikael Granlund, 2/27/17 in 5-4 OT win vs. LA

On Road:

0:22 - Matt Dumba, 3/17/15 in 3-2 OT win at NSH

FASTEST GOAL AGAINST FROM START OF OVERTIME

0:21 - Oleg Tverdovsky, 12/8/00 in 1-0 OT loss vs. ANA

At Home:

0:21 - Oleg Tverdovsky, 12/8/00 in 1-0 OT loss vs. ANA

On Road:

0:23 - Dustin Brown, 4/5/18 in 5-4 OT loss at LA

LATEST OVERTIME GOAL

4:59 - Matt Dumba, 2/27/21 in 4-3 OT win vs. LA

At Home:

4:59 - Matt Dumba, 2/27/21 in 4-3 OT win vs. LA

On Road:

4:46 - Mikko Koivu, 3/5/09 in 4-3 OT win at SJ

LATEST OVERTIME GOAL AGAINST

4:58 - Ryan O'Reilly, 4/10/21 in 3-2 OT loss at STL

At Home:

4:55 - Mathieu Perreault, 10/5/13 in 4-3 OT loss vs. ANA

On Road:

4:58 - Ryan O'Reilly, 4/10/21 in 3-2 OT loss at STL

FASTEST TWO GOALS, INDIVIDUAL

0:16 - Pierre-Marc Bouchard, 2/10/06, @18:51 & 19:07 in 1st of 6-3 win at EDM

At Home:

0:40 - Charlie Coyle, 1/11/14, @ 14:19 & 14:59 in 2nd of 4-2 loss vs. COL

On Road:

0:16 - Pierre-Marc Bouchard, 2/10/06, @18:51 & 19:07 in 1st of 6-3 win at EDM

TEAM RECORDS

FASTEST TWO GOALS AGAINST, INDIVIDUAL

0:20 - Stu Barnes, 10/19/03, @ 8:16 & 8:36 in 2nd of 3-1 loss at DAL

At Home:

0:42 - Brock Nelson, 12/29/17, @ 0:55 & 1:37 in 3rd of 6-4 win vs. NYI

On Road:

0:20 - Stu Barnes, 10/19/03, @ 8:16 & 8:36 in 2nd of 3-1 loss at DAL

FASTEST TWO GOALS, TEAM

0:03 - Jim Dowd & Richard Park, 1/21/04, @ 19:44 & 19:47 in 3rd of 4-2 win vs. CHI

At Home:

0:03 - Jim Dowd & Richard Park, 1/21/04, @ 19:44 & 19:47 in 3rd of 4-2 win vs. CHI

On Road:

0:11 - Mattias Weinhandl & Wes Walz, 4/15/06, @ 7:37 & 7:48 in 3rd of 4-3 OT loss at DAL

FASTEST TWO GOALS AGAINST, TEAM

0:10 - 2x, last, Filip Forsberg & Kevin Fiala, 4/1/17 @ 17:21 & 17:31 in 2nd of 3-0 loss at NSH

At Home:

0:10 - Scott Mellanby & Sergei Varlamov, 12/02/01 @ 6:42 & 6:52 in 2nd of 4-4 OT tie vs. STL

On Road:

0:10 - Filip Forsberg & Kevin Fiala, 4/1/17 @ 17:21 & 17:31 in 2nd of 3-0 loss at NSH

FASTEST TWO GOALS, BOTH TEAMS

0:02 - Nick Foligno (CBI) & Mikael Granlund (MIN), 1/5/16, @ 19:44 & 19:46 in 3rd of 4-2 win at CBI

At Home:

0:08 - Matt Dumba (MIN) & Vernon Fiddler (DAL), 11/1/14, @ 13:14 & 13:22 in 2nd of 4-1 win vs. DAL

On Road:

0:02 - Nick Foligno (CBI) & Mikael Granlund (MIN), 1/5/16, @ 19:44 & 19:46 in 3rd of 4-2 win at CBI

FASTEST THREE GOALS, INDIVIDUAL

11:12 - Zach Parise, 3/24/16 @ 5:21, 6:07 & 16:33 in 1st of 6-2 win vs. CGY

At Home:

11:12 - Zach Parise, 3/24/16 @ 5:21, 6:07 & 16:33 in 1st of 6-2 win vs. CGY

On Road:

17:08 - Guillaume Latendresse, 1/16/10 @ 17:35 of 2nd, 10:36 & 14:43 in 3rd of 6-4 loss @ ARI

FASTEST THREE GOALS AGAINST, INDIVIDUAL

10:39 - Max Pacioretty (MTL), 11/19/13, @ 2:57, 10:06 & 13:36 of 2nd of 6-2 loss at MTL

At Home:

12:41 - Alex Ovechkin (WSH), 2/11/16, @ 2:14, 5:21 & 14:55 of 2nd in 4-3 loss vs. WSH

On Road:

10:39 - Max Pacioretty (MTL), 11/19/13, @ 2:57, 10:06 & 13:36 of 2nd of 6-2 loss at MTL

FASTEST THREE GOALS, TEAM

0:59 - Cal Clutterbuck, Chad Rau & Kyle Brodziak, 1/21/12, @ 13:37, 13:51 & 14:36 of 2nd of 5-2 win vs. DAL

At Home:

0:59 - Cal Clutterbuck, Chad Rau & Kyle Brodziak, 1/21/12, @ 13:37, 13:51 & 14:36 of 2nd of 5-2 win vs. DAL

On Road:

1:41 - Andrei Zyuzin, Wes Walz & Matt Johnson, 3/25/04, @ 7:27, 7:47 & 9:08 of 1st of 8-2 win at CHI



RECORD BOOK



TEAM RECORDS

FASTEST THREE GOALS AGAINST, TEAM

1:08 - Todd Bertuzzi, Trevor Letowski & Ed Jovanovski, 11/02/02 @ 9:24, 9:51 & 10:32 of 1st of 4-2 loss vs. VAN

At Home:

1:08 - Todd Bertuzzi, Trevor Letowski & Ed Jovanovski, 11/02/02 @ 9:24, 9:51 & 10:32 of 1st of 4-2 loss vs. VAN

On Road:

1:13 - Dustin Brown (2x) & Gabriel Valardi, 3/7/20 @ 17:47, 18:46 & 19:00 of 3rd of 7-3 loss at LA

FASTEST THREE GOALS, BOTH TEAMS

0:17 - Ryan Carter and Nino Niederreiter (MIN), Zengus Girgensons (BUF), 11/13/14, @ 6:07, 6:14, & 6:24 of 1st of 6-3 win vs. BUF

At Home:

0:17 - Ryan Carter and Nino Niederreiter (MIN), Zengus Girgensons (BUF), 11/13/14, @ 6:07, 6:14, & 6:24 of 1st of 6-3 win vs. BUF

On Road:

0:35 - Ales Kotalik and Stu Barnes (BUF), Antti Laaksonen (MIN), 12/28/02, @ 18:29, 18:46, & 19:04 of 3rd of 4-3 win at BUF

FASTEST FOUR GOALS, TEAM

5:07 - Zach Parise, Nino Niederreiter, Thomas Vanek and Zach Parise, 10/8/15, @ 5:07, 7:05, 9:18 & 10:14 of 3rd of 5-4 win at COL

At Home:

5:20 - Andrew Brunette, Alexandre Daigle, Filip Kuba and Antti Laaksonen, 1/16/04, @ 8:33, 12:00, 12:30 & 13:53 of 3rd of 4-2 win vs. PIT

On Road:

5:07 - Zach Parise, Nino Niederreiter, Thomas Vanek and Zach Parise, 10/8/15, @ 5:07, 7:05, 9:18 & 10:14 of 3rd of 5-4 win at COL

FASTEST FOUR GOALS AGAINST, TEAM

2:36 - Ladislav Nagy, Landon Wilson, Denis Pederson and Daymond Langkow, 4/12/02 @ 11:23, 11:42, 13:16 & 13:59 of 2nd of 7-1 loss at ARI

At Home:

10:17 - Brandon Yip, Patric Hornqvist and Mike Fisher (2), 1/31/12 @ 9:22, 16:39, 17:00 & 19:39 of 3rd in 5-4 loss vs. NSH

On Road:

2:36 - Ladislav Nagy, Landon Wilson, Denis Pederson & Daymond Langkow, 4/12/02 @ 11:23, 11:42, 13:16 & 13:59 of 2nd of 7-1 loss at ARI

FASTEST FOUR GOALS, BOTH TEAMS

1:03 - Patrick Marleau, 2x (SJ) & Martin Hanzal, Charlie Coyle (MIN), 3/21/17 @ 17:57, 18:30, 18:45 & 19:00 in 2nd of 3-2 win vs. SJ

At Home:

1:03 - Patrick Marleau, 2x (SJ) & Martin Hanzal, Charlie Coyle (MIN), 3/21/17 @ 17:57, 18:30, 18:45 & 19:00 in 2nd of 3-2 win vs. SJ

On Road:

2:47 - Cliff Ronning, Marian Gaborik, Antti Laaksonen (MIN) & Jaroslav Modry (LA), 11/04/02 @ 17:07, 18:21, 18:51 & 19:54 of 3rd of 5-2 win at LA

INDIVIDUAL RECORDS

GAMES PLAYED

MOST GAMES PLAYED, CAREER

1,028 - Mikko Koivu, 2005-20

By Left Wing

557 - Zach Parise, 2012-21

By Center

1,028 - Mikko Koivu 2005-20

By Right Wing

565 - Pierre-Marc Bouchard, 2002-13

By Defenseman

743 - Nick Schultz, 2001-12

MOST CONSECUTIVE GAMES PLAYED

316 - Charlie Coyle, 2013-18

MOST GAMES PLAYED, SEASON

82 - Marcus Foligno, 2018-19
 - Mikko Koivu, 2017-18; 2015-16; 2006-07
 - Eric Staal, 2017-18; 2016-17
 - Jason Zucker, 2017-18
 - Charlie Coyle, 2016-17; 2015-16; 2014-15
 - Nino Niederreiter, 2016-17; 2015-16
 - Mikael Granlund, 2015-16
 - Jason Pominville 2014-15, 2013-14
 - Kyle Brodziak, 2013-14; 2011-12; 2009-10
 - Matt Cooke, 2013-14
 - Dany Heatley, 2011-12
 - Darroll Powe, 2011-12
 - Eric Nystrom, 2010-11
 - Greg Zanon, 2010-11
 - Andrew Brunette, 2010-11; 2009-10; 2003-04; 2002-03
 - Antti Miettinen, 2008-09
 - James Sheppard, 2008-09
 - Brent Burns, 2007-08
 - Pierre-Marc Bouchard, 2006-07
 - Branko Radivojevic, 2006-07
 - Nick Schultz, 2006-07
 - Wes Walz, 2005-06; 2000-01
 - Brian Rolston, 2005-06
 - Antti Laaksonen, 2002-03; 2001-02; 2000-01
 - Jim Dowd, 2001-02

By Defenseman

82 - Jonas Brodin, 2018-19
 - Jared Spurgeon, 2018-19
 - Ryan Suter, 2018-19; 2016-17; 2015-16; 2013-14
 - Matt Dumba, 2017-18
 - Greg Zanon, 2010-11
 - Brent Burns, 2007-08
 - Nick Schultz, 2006-07

By Rookie

81 - Jordan Greenway, 2018-19

GOALS

MOST GOALS, CAREER

219 - Marian Gaborik, 2000-09

By Left Wing

199 - Zach Parise, 2012-21

By Center

205 - Mikko Koivu, 2005-20

By Right Wing

219 - Marian Gaborik, 2000-09

By Defenseman

89 - Jared Spurgeon, 2010-21

INDIVIDUAL RECORDS

MOST GOALS, SEASON

42 - Eric Staal, 2017-18
 - Marian Gaborik, 2007-08

By Left Wing

34 - Brian Rolston, 2005-06

By Center

42 - Eric Staal, 2017-18

By Right Wing

42 - Marian Gaborik, 2007-08

By Defenseman

17 - Brent Burns, 2010-11

By Rookie

27 - Kirill Kaprizov, 2020-21

MOST GOALS, GAME

5 - Marian Gaborik, 12/20/07 vs. NYR

By Defenseman

3 - 2x, last, Jared Spurgeon, 2/21/20 at EDM

By Rookie

3 - 2x, last, Kirill Kaprizov, 3/12/21 vs. ARI

By Rookie in his NHL debut

1 - 9x, last, Kirill Kaprizov, 1/14/21 at LA

MOST GOALS AGAINST, GAME

4 - Dustin Brown, 4/5/18 at LA

MOST GOALS, PERIOD

3 - 3x, last, Kirill Kaprizov, 3/12/21 vs. ARI (3rd)

MOST GOALS AGAINST, PERIOD

3 - 4x, last, Dustin Brown, 3/7/20 at LA (3rd)

MOST GOALS AT HOME, SEASON

28 - Marian Gaborik, 2007-08

By Defenseman

10 - Brent Burns, 2007-08

By Rookie

16 - Kirill Kaprizov, 2020-21

MOST GOALS ON ROAD, SEASON

22 - Marian Gaborik, 2002-03

By Defenseman

11 - Brent Burns, 2010-11

By Rookie

11 - 2x, last, Kirill Kaprizov, 2020-21

MOST POWER-PLAY GOALS, CAREER

69 - Zach Parise, 2012-21

By Defenseman

32 - Jared Spurgeon, 2010-21

MOST POWER-PLAY GOALS, SEASON

15 - Brian Rolston, 2005-06

By Defenseman

10 - Marek Zidlicky, 2008-09

By Rookie

8 - Kirill Kaprizov, 2020-21

MOST POWER-PLAY GOALS, GAME

2 - 40x, last, Mats Zuccarello, 4/14/21 vs. ARI

MOST POWER-PLAY GOALS AGAINST, GAME

3 - Alex Ovechkin, 3/28/17 vs. WSH

MOST POWER-PLAY GOALS, PERIOD

2 - 12x, last, Ryan Suter, 1/4/14 vs. WSH (2nd)

MOST POWER-PLAY GOALS AGAINST, PERIOD

2 - 6x, last, Brayden Schenn, 5/13/21 at STL (2nd)

MOST SHORT-HANDED GOALS, CAREER

14 - Wes Walz, 2000-07

MOST SHORT-HANDED GOALS, SEASON

7 - Wes Walz, 2000-01

MOST SHORT-HANDED GOALS, GAME

1 - Several times, last, Marcus Foligno, 2/24/21 at COL

MOST SHORT-HANDED GOALS AGAINST, GAME

1 - Several times, last, Tyler Bozak, 4/29/21 vs. STL

MOST SHORT-HANDED GOALS, PERIOD

1 - Several times, last, Marcus Foligno, 2/24/21 at COL (2nd)

MOST SHORT-HANDED GOALS AGAINST, PERIOD

1 - Several times, last, Tyler Bozak, 4/29/21 vs. STL (2nd)

MOST GAME-WINNING GOALS, CAREER

43 - Marian Gaborik, 2000-09

By Defenseman

15 - Jared Spurgeon, 2010-20

MOST GAME-WINNING GOALS, SEASON

8 - 4x, last, Eric Staal, 2016-17

By Defenseman

4 - 3x, last, Matt Dumba, 2017-18

MOST OVERTIME GOALS, CAREER

6 - Matt Dumba, 2013-21

By Defenseman

6 - Matt Dumba 2013-21

MOST OVERTIME GOALS, SEASON

3 - Marian Gaborik, 2007-08

By Defenseman

2 - 3x, last, Matt Dumba, 2017-18

FEWEST GAMES TO 20 GOALS

33 - Marian Gaborik, 2002-03

LONGEST GOAL-SCORING STREAK

6 - Nino Niederreiter (7g), 11/14-11/24/17
 - Brian Rolston (6g), 1/21-2/5/08

ASSISTS

MOST ASSISTS, CAREER

504 - Mikko Koivu, 2005-20

By Left Wing

202 - Andrew Brunette, 2001-04; 2008-11

By Center

504 - Mikko Koivu, 2005-20

By Right Wing

241 - Pierre-Marc Bouchard, 2002-13

By Defenseman

314 - Ryan Suter, 2012-21

By Goaltender

7 - Devan Dubnyk, 2014-20

MOST ASSISTS, SEASON

50 - Pierre-Marc Bouchard, 2007-08

By Left Wing

48 - Andrew Brunette, 2001-02

By Center

49 - Mikko Koivu, 2009-10

By Right Wing

50 - Pierre-Marc Bouchard, 2007-08

By Defenseman

45 - Ryan Suter, 2017-18

By Goaltender

3 - Devan Dubnyk, 2017-18
 - Manny Fernandez, 2005-06

By Rookie

24 - Kirill Kaprizov, 2020-21

MOST ASSISTS, GAME

4 - 7x, last, Jason Zucker, 2/27/18 vs. STL

By Defenseman

3 - 18x, last, Jared Spurgeon, 4/7/21 vs. COL

By Rookie

3 - 4x, last, Joel Eriksson Ek, 10/25/16 at BOS

By Rookie in NHL debut

2 - 2x, Kirill Kaprizov, 1/14/21 at LA

By Goaltender

1 - 25x, last, Alex Stalock, 1/9/20 at CGY



RECORD BOOK



INDIVIDUAL RECORDS

MOST ASSISTS BY OPPONENT, GAME

5 - 2x, last, Mark Stone, 3/1/21 at VGK

MOST ASSISTS, PERIOD

3 - 5x, last, Mats Zuccarello, 3/12/21 vs. ARI (3rd)

MOST ASSISTS BY OPPONENT, PERIOD

4 - Morgan Rielly, 10/15/19 at TOR (2nd)

MOST ASSISTS AT HOME, SEASON

34 - Mikko Koivu, 2009-10

By Defenseman

28 - Ryan Suter, 2018-19

By Rookie

13 - Marian Gaborik, 2000-01

MOST ASSISTS ON ROAD, SEASON

28 - Pierre-Marc Bouchard, 2007-08

By Defenseman

24 - Ryan Suter, 2015-16

By Rookie

12 - Kirill Kaprizov, 2020-21

MOST POWER-PLAY ASSISTS, CAREER

191 - Mikko Koivu, 2005-20

By Defenseman

117 - Ryan Suter, 2012-21

MOST POWER-PLAY ASSISTS, SEASON

24 - Pierre-Marc Bouchard, 2005-06

By Defenseman

22 - Ryan Suter, 2017-18

By Rookie

12 - Kurtis Foster, 2005-06

LONGEST ASSIST STREAK

8 - Jim Dowd (9a), 2/27-3/17/02

POINTS

MOST POINTS, CAREER

709 - Mikko Koivu (205g-504a), 2005-20

By Left Wing

400 - Zach Parise (199g-201a), 2012-21

By Center

709 - Mikko Koivu (205g-504a), 2005-20

By Right Wing

437 - Marian Gaborik (219g-218a), 2000-09

By Defenseman

368 - Ryan Suter (55g-314a), 2012-21

By Goaltender

7 - Devan Dubnyk, (7a), 2014-20

MOST POINTS, SEASON

83 - Marian Gaborik (42g-41a), 2007-08

By Left Wing

79 - Brian Rolston (34g-45a), 2005-06

By Center

76 - Eric Staal (42g-34a), 2017-18

By Right Wing

83 - Marian Gaborik (42g-41a), 2007-08

By Defenseman

51 - Ryan Suter (8g-43a), 2015-16; (6g-45a), 2017-18

By Goaltender

3 - Devan Dubnyk (3a), 2017-18
- Manny Fernandez (3a), 2005-06

By Rookie

51 - Kirill Kaprizov (27g-24a), 2020-21

MOST POINTS, GAME

6 - Marian Gaborik (2g-4a), 10/26/02 at ARI
- Marian Gaborik (5g-1a), 12/20/07 vs. NYR

By Defenseman

4 - Matt Dumba (1g-3a), 3/29/18 vs. DAL

By Rookie

3 - 11x, last, Kirill Kaprizov (2g-1a), 4/7/21 vs. COL

By Rookie in his NHL debut

3 - Kirill Kaprizov (1g-2a), 1/14/21 at LA

By Goaltender

1 - 25x, last, Alex Stalock (1a), 1/9/20 at CGY

MOST POINTS BY OPPONENT, GAME

5 - 7x, last, Mark Stone (5a), 3/1/21 at VGK

MOST POINTS, PERIOD

3 - 36x, last, Kevin Fiala (1g-2a), 4/29/21 vs. STL (3rd)

MOST POINTS AGAINST, PERIOD

4 - 2x, last, Morgan Rielly (4a), 10/15/19 at TOR (2nd)

MOST POINTS AT HOME, SEASON

51 - Marian Gaborik (28g-23a), 2007-08

By Defenseman

29 - Ryan Suter (1g-28a), 2018-19; Ryan Suter (3g-26a), 2017-18

By Rookie

28 - Kirill Kaprizov (16g-12a), 2020-21

MOST POINTS ON ROAD, SEASON

36 - 2x, last, Mikko Koivu (10g-26a), 2010-11

By Defenseman

27 - Ryan Suter (6g-21a), 2019-20

By Rookie

23 - Kirill Kaprizov (11g-12a), 2020-21

MOST POWER-PLAY POINTS, CAREER

251 - Mikko Koivu (60g-191a), 2005-20

By Defenseman

138 - Ryan Suter (21g-117a), 2012-21

MOST POWER-PLAY POINTS, SEASON

34 - Brian Rolston (13g-21a), 2006-07

By Defenseman

25 - Marek Zidlicky (10g-15a), 2008-09

By Rookie

18 - Kurtis Foster (6g-12a), 2005-06

MOST SHORT-HANDED POINTS, CAREER

25 - Mikko Koivu (10g-15a), 2005-20

MOST SHORT-HANDED POINTS, SEASON

9 - Wes Walz (7g-2a), 2000-01

LONGEST POINT STREAK

12 - Mikael Granlund (5g-12a), 1/12-2/4/17

By Defenseman

7 - Matt Dumba (5g-5a), 11/13-11/27/18; Ryan Suter (1g-8a), 2/26-3/10/13

MOST POINTS IN TWO CONSECUTIVE GAMES

7 - 4x, last, Jason Zucker (1g-6a), 2/25-2/27/18

MOST POINTS IN THREE CONSECUTIVE GAMES

10 - Eric Staal (6g-4a), 2/23-2/27/18

MOST POINTS IN FOUR CONSECUTIVE GAMES

11 - Eric Staal (7g-4a), 2/22-2/27/18

INDIVIDUAL RECORDS

MOST MULTI-POINT GAMES, CAREER

153 - Mikko Koivu, 2005-20

By Left Wing

79 - Zach Parise, 2012-21

By Center

153 - Mikko Koivu, 2005-20

By Right Wing

114 - Marian Gaborik, 2000-09

By Defenseman

72 - Ryan Suter, 2012-21

MOST MULTI-POINT GAMES, SEASON

22 - Marian Gaborik, 2005-06

By Left Wing

20 - Brian Rolston, 2005-06

By Center

20 - Mikko Koivu, 2009-10

By Right Wing

22 - Marian Gaborik, 2005-06

By Defenseman

12 - Ryan Suter, 2018-19

By Rookie

13 - Kirill Kaprizov, 2020-21

SHOTS

MOST SHOTS, CAREER

2,270 - Mikko Koivu, 2005-20

By Defenseman

1,225 - Ryan Suter, 2012-21

MOST SHOTS, SEASON

305 - Brian Rolston, 2006-07

By Defenseman

188 - Ryan Suter, 2015-16

By Rookie

179 - Marian Gaborik, 2000-01

MOST SHOTS, GAME

11 - Zach Parise, 1/17/19 vs. ANA; Brian Rolston, 10/27/06 vs. ANA

By Defenseman

9 - Matt Dumba, 1/2/16 at TB

By Rookie

8 - 3x, last, Kirill Kaprizov, 3/14/21 vs. ARI

MOST SHOTS BY OPPONENT, GAME

12 - 3x, last, Patrick Kane, 1/15/17 at CHI

PENALTY MINUTES

MOST PENALTY MINUTES, CAREER

698 - Matt Johnson, 2000-04

By Defenseman

333 - Willie Mitchell, 2001-06

By Goaltender

36 - Devan Dubnyk, 2014-20; Manny Fernandez, 2000-07

MOST PENALTY MINUTES, SEASON

201 - Matt Johnson, 2002-03

By Defenseman

148 - Jason Marshall, 2001-02

By Goaltender

12 - Devan Dubnyk, 2017-18
- Manny Fernandez, 2006-07

By Rookie

158 - Derek Boogaard, 2005-06

MOST PENALTY MINUTES, GAME

39 - Stu Bickel, 1/3/15 at DAL

By Defenseman

39 - Stu Bickel, 1/3/15 at DAL

By Rookie

20 - Matt Kassian, 1/22/06 at CHI

By Goaltender

4 - 5x, last, Devan Dubnyk, 1/6/18 at COL

MOST PENALTY MINUTES BY OPPONENT, GAME

27 - 2x, last, Lawson Crouse, 3/16/21 vs. ARI

MOST PENALTY MINUTES, PERIOD

39 - Stu Bickel, 1/3/15 at DAL (2nd)

MOST PENALTY MINUTES, BY OPPONENT, PERIOD

27 - 2x, last, Lawson Crouse, 3/16/21 vs. ARI (1st)

PLUS/MINUS

HIGHEST PLUS/MINUS, CAREER

+70 - Mikko Koivu, 2005-20

By Defenseman

+62 - Ryan Suter, 2012-21

HIGHEST PLUS/MINUS, SEASON

+34 - Ryan Suter & Jason Zucker, 2016-17

By Forward

+34 - Jason Zucker, 2016-17

By Rookie

+16 - Carson Soucy, 2019-20

HIGHEST PLUS/MINUS, GAME

+5 - 6x, last, Jared Spurgeon & Ryan Suter, 11/29/19 in 7-2 win vs. OTT

By Defenseman

+5 - 5x, last, Jared Spurgeon & Ryan Suter, 11/29/19 in 7-2 win vs. OTT

TIME ON ICE

MOST TIME ON ICE, CAREER

19,718 - Mikko Koivu, 2005-20

By Forward

19,718 - Mikko Koivu, 2005-20

MOST TIME ON ICE, SEASON

2,411 - Ryan Suter, 2013-14

By Forward

1,717 - Dany Heatley, 2011-12

MOST TIME ON ICE, GAME

36:51 - Ryan Suter, 11/7/13 vs. WSH

By Forward

28:07 - Brian Rolston, 12/7/06 vs. CGY

HIGHEST TIME ON ICE AVERAGE, CAREER (min. 50 games)

27:02 - Ryan Suter, 2012-21

By Forward

20:33 - Brian Rolston, 2005-08

HIGHEST TIME ON ICE AVERAGE, SEASON (min. 50 games)

29:25 - Ryan Suter, 2013-14

By Forward

21:29 - Mikko Koivu, 2008-09

REAL-TIME STATS

MOST HITS, SEASON

356 - Cal Clutterbuck, 2008-09

MOST HITS, GAME

12 - Cal Clutterbuck, 11/24/10 in 6-1 loss vs. PHI

MOST BLOCKED SHOTS, SEASON

212 - Greg Zanon, 2010-11

MOST BLOCKED SHOTS, GAME

9 - Jared Spurgeon, 10/11/14 in 3-0 win at COL



RECORD BOOK

INDIVIDUAL RECORDS

GOALTENDING

MOST GAMES PLAYED, CAREER
409 - Niklas Backstrom, 2006-16

MOST GAMES PLAYED, SEASON
71 - Niklas Backstrom, 2008-09

By Rookie
29 - Josh Harding, 2007-08

MOST CONSECUTIVE GAMES PLAYED
38 - Devan Dubnyk, 1/15-4/7/15

MOST GAMES STARTED, CAREER
391 - Niklas Backstrom, 2006-16

MOST CONSECUTIVE STARTS
38 - Devan Dubnyk, 1/15-4/7/15

MOST MINUTES PLAYED, CAREER
23,248 - Niklas Backstrom, 2006-16

MOST MINUTES PLAYED, SEASON
4,088 - Niklas Backstrom 2008-09

By Rookie
1,571 - Josh Harding, 2007-08

MOST WINS, CAREER
194 - Niklas Backstrom, 2006-16

MOST WINS, SEASON
40 - Devan Dubnyk, 2016-17

By Rookie
16 - Kaapo Kahkonen, 2020-21

LONGEST WINNING STREAK
10 - Devan Dubnyk, 12/4-12/29/16

LONGEST POINT STREAK, CAREER
18 - Niklas Backstrom (13-0-5), 3/7/08-10/27/08

LONGEST POINT STREAK, SEASON
14 - Devan Dubnyk (12-0-2), 11/23-12/29/16

MOST LOSSES, CAREER
142 - Niklas Backstrom, 2006-16

MOST LOSSES, SEASON
28 - Devan Dubnyk, 2018-19

LONGEST LOSING STREAK
9 - Devan Dubnyk, 1/12-2/11/16

MOST TIES/OVERTIME LOSSES, CAREER
50 - Niklas Backstrom, 2006-16

MOST TIES/OVERTIME LOSSES, SEASON
11 - Dwayne Roloson, 2003-04

MOST GOALS ALLOWED, CAREER
962 - Niklas Backstrom, 2006-16

MOST GOALS ALLOWED, SEASON
163 - Devan Dubnyk, 2018-19

MOST GOALS ALLOWED, GAME
9 - Kaapo Kahkonen, 4/9/21 at STL

MOST GOALS ALLOWED, PERIOD
5 - 5x, last, Alex Stalock, 10/29/19 at DAL (3rd)

LOWEST GOALS-AGAINST AVERAGE, CAREER (min. 75 games)
2.28 - Dwayne Roloson, 2001-06

LOWEST GOALS-AGAINST AVERAGE, SEASON (min. 25 games)
1.66 - Josh Harding, 2013-14

By Rookie
1.16 - Josh Harding, 2006-07 (7 games)

HIGHEST SAVE PERCENTAGE, CAREER (min. 75 games)
.919 - Dwayne Roloson, 2001-06

HIGHEST SAVE PERCENTAGE, SEASON (min. 25 games)
.936 - Devan Dubnyk, 2014-15

By Rookie
.960 - Josh Harding, 2006-07 (7 games)

HIGHEST WINNING PERCENTAGE, CAREER (min. 25 games)
.601 - Devan Dubnyk, 2014-20

MOST SHUTOUTS, CAREER
28 - Niklas Backstrom 2006-16

MOST SHUTOUTS, SEASON
8 - Niklas Backstrom, 2008-09

By Rookie
2 - 2x, last, Kaapo Kahkonen, 2020-21

LONGEST SHUTOUT STREAK
195:54 - Devan Dubnyk, 11/8-11/16/17 (5 games)

LONGEST HOME SHUTOUT STREAK
142:47 - Niklas Backstrom, 4/3-4/7/07 (3 games)

LONGEST ROAD SHUTOUT STREAK
170:23 - Devan Dubnyk, 10/25-11/5/16 (3 games)

MOST SHOTS FACED, CAREER
11,283 - Niklas Backstrom, 2006-16

MOST SHOTS FACED, SEASON
2,059 - Niklas Backstrom, 2008-09

MOST SHOTS FACED, GAME
57 - Devan Dubnyk, 10/13/18 vs. CAR

MOST SAVES, CAREER
10,321 - Niklas Backstrom, 2006-16

MOST SAVES, SEASON
1,900 - Niklas Backstrom, 2008-09

MOST SAVES, GAME
53 - Dwayne Roloson, 11/8/01 at BOS

MOST SAVES AGAINST, GAME
46 - Collin Delia, 12/27/18 at CHI

MOST SAVES, PERIOD
24 - Devan Dubnyk, 10/19/18 at DAL (2nd)

MOST SAVES AGAINST, PERIOD
23 - Brian Elliot, 2/6/16 at STL (2nd)
- Corey Crawford, 2/3/15 vs. CHI (2nd)

THE PLAYOFFS





PLAYOFF NOTES

COLORADO AVALANCHE



- The Minnesota Wild will make its 11th playoff appearance in team history, its eighth in the last nine seasons. The Wild is one of four NHL teams to have appeared in the postseason eight times in the last nine seasons: Pittsburgh, St. Louis, Washington.
- The Wild will look to become the first expansion franchise from either the NHL, NBA, NFL or MLB to play its inaugural season in the 2000s or later and win a championship.
- Minnesota made a franchise record six consecutive playoff appearances from 2013-18, joining Anaheim and Pittsburgh as the only teams to make the playoffs in each of those seasons.
- The Wild fell to Vancouver, 3-1, in the 2020 Qualifying Round, facing the Canucks for the second time in the Stanley Cup Playoffs – first since the 2003 Western Conference Semifinal. The series marked Minnesota's first-ever, best-of-five playoff series.
- Minnesota lost to Winnipeg 4-1 in the 2018 Western Conference Quarterfinal, facing the Jets for the first time in the Stanley Cup Playoffs.
- The Wild fell 4-1 against St. Louis in the 2017 Western Conference Quarterfinal, facing the Blues for the second time in the Stanley Cup Playoffs. The series also marked the third time Minnesota began a playoff series at Xcel Energy Center, the first since the 2008 Western Conference Quarterfinal. The Wild topped St. Louis in the 2015 Western Conference Quarterfinal, clinching the series victory with a Game 6 win in Saint Paul – marking the first time in franchise history Minnesota earned a playoff series win on home ice or before a deciding seventh game.
- Minnesota faced the Dallas Stars in the 2016 Western Conference Quarterfinal. It marked the first time the Wild faced the Stars in the playoffs and the fourth straight postseason Minnesota played the Central Division champion in the opening round. The Wild fell 4-2 in the series.
- Minnesota advanced to the 2014 Western Conference Semifinal for the first time since 2003 after winning its quarterfinal series, 4-3, over Colorado. In its semifinal series, Minnesota fell to Chicago, 4-2.
- With a 5-4 overtime victory in Game 7 of the 2014 Western Conference Quarterfinal series at Colorado (4/30/14), Minnesota became the first team in NHL history to record four tying goals in a Game 7 (Elias Sports Bureau).
- The Wild advanced to the 2003 Western Conference Final in its first playoff appearance after winning its quarterfinal series, 4-3, over Colorado and its semifinal series, 4-3, over Vancouver – Minnesota was swept by Anaheim in four games in the Conference Final.
- Of the 22 players that finished the regular season on the Wild's main roster, eight have not appeared in a Stanley Cup Playoff Game with Minnesota: **Nick Bjergstad**, **Nick Bonino**, **Ian Cole**, **Marcus Johansson**, **Kaapo Kahkonen**, **Kirill Kaprizov**, **Victor Rask** and **Cam Talbot**. Three players have not appeared in a Stanley Cup Playoff Game: Kahkonen, Kaprizov and Rask.
- **Nick Bonino** and **Ian Cole** are the only Wild players that have won the Stanley Cup – both with the Pittsburgh Penguins in 2016 and 2017. **Zach Parise** lost to Los Angeles in the 2012 Stanley Cup Final with the New Jersey Devils, **Marcus Johansson** fell in the 2019 Stanley Cup Final to the St. Louis Blues with the Boston Bruins and **Mats Zuccarello** lost to Los Angeles in the 2014 Stanley Cup Final with the New York Rangers.
- **Nick Bonino** ranks second on the Wild in career playoff games and points. He ranks T-4th amongst active U.S.-born NHL skaters in playoff GWG, T-7th in playoff games, 12th in scoring, T-12th in goals and 13th in assists since entering the League in 2010. He collected a career-high 18 points (4-14=18) in 24 playoff games with Pittsburgh during the 2016 Stanley Cup Playoffs, leading the Penguins in assists, T-2nd in GWG and T-3rd in scoring.
- **Jonas Brodin** ranks T-1st in playoff games, second in blocked shots, third in assists and scoring amongst team defensemen. He registered his first career Stanley Cup Playoff goal and multi-point game (1-1=2) in Game 6 vs. DAL (4/24/16, Lehtonen).
- **Jordan Greenway** and **Nico Sturm** each recorded their first NHL goals in the playoffs. Greenway scored in Game 3 of the 2018 Western Conference Quarterfinal vs. WPG (4/15/18, Hellebuyck) to become the first player in franchise history to score his first NHL goal in the playoffs. Sturm scored in Game 4 of the 2020 Qualifying Round series vs. VAN (8/7/20, Markstrom) to become the second player in franchise history to do so.
- **Zach Parise** leads Minnesota with 77 career playoff points (35-42=77) in 101 games, skating in the postseason in 12 of his 15 NHL seasons. He ranks first in franchise history in playoff goals, PPG, assists and scoring and ranks second in shots on goal. The winger also leads all active Minnesota-born players in playoff scoring, goals, PPG, assists and shots on goal, ranks T-2nd in GWG and fourth in games played. He set a playoff career high and Wild playoff single-game record with four points (2-2=4) in Game 6 vs. Colorado (4/28/14), also setting a franchise record for fastest goal to start a playoff game, scoring 49 seconds into the contest.
- **Jared Spurgeon** is the franchise's all-time leader in goals, PPG, scoring and blocked shots, ranks T-1st in games played and second in assists amongst team defensemen in the playoffs. He registered a career-high three points in Game 1 of the 2020 Qualifying Round vs. VAN (8/8/20) and set a franchise record for most points in a playoff game by a Wild defenseman.
- **Ryan Suter** had a career-best seven points (1-6=7) during the 2014 postseason and his six assists set a franchise record for most assists in a single postseason by a defenseman. Suter ranks first in franchise history and fourth amongst active NHL defensemen in TOI/game. He ranks first amongst team defensemen in assists, shots on goal and hits, second in scoring and third in blocked shots and games played in playoffs.
- **Cam Talbot** holds an all-time record of 12-11 in the postseason. He ranked T-2nd in the NHL in shutouts during the 2020 playoffs. He made 57 saves in Game 4 of Western Conference Quarterfinal vs. DAL (8/16/20) – the second-most saves in a playoff game in Flames' franchise history.
- **Mats Zuccarello** is making his ninth career Stanley Cup playoff appearance and ranks third on the Wild roster in career playoff points. He set a career-high 13 points (5-8=13) in 25 games during the 2014 Stanley Cup Playoffs with the New York Rangers.

TEAM INFORMATION

Home Ice (Cap., Built).....Ball Arena (17,809, 1999)
Mailing Address.....1000 Chopper Circle
 Denver, CO 80204
Telephone.....303.405.1100
Website.....coloradoavalanche.com
Twitter.....@Avalanche
Founded.....1979-80 (Relocated from Quebec in 1995)
Stanley Cup Titles.....2; 1996, 2001
Colors.....Burgundy, Silver, Blue and Black

DIRECTORY

Owner.....E. Stanley Kroenke
President & Governor.....Josh Kroenke
EVP/General Manager/Alt. Governor.....Joe Sakic
Head Coach.....Jared Bednar
Assistant Coach.....Nolan Pratt
Assistant Coach.....Ray Bennett
Goaltending Coach.....Jussi Parkkila

WILD VS. COLORADO AVALANCHE

2020-21 Wild Record: 3-5-0 (2-2-0 at Xcel Energy Center, 1-3-0 at Colorado)

All-Time Wild Record: 56-47-11 (31-21-5 at Xcel Energy Center, 25-26-6 at Colorado)

Date	Opp.	Scoring By Period					Shots By Period					Power Plays	Penalties/Minutes	Game-Winning Goal	Goaltender (Saves-Shots)	Attn.
		1	2	3	OT	F	1	2	3	OT	T					
1/30	COL	2	1	2	–	5	14	12	7	–	33	2-7	2-4	Donskoi (1)	Grubauer (19-20)	n/a
	MIN	1	0	0	–	1	6	10	4	–	20	0-2	6-14		Kahkonen (28-33)	
1/31	COL	1	1	1	0	3	8	7	10	0	25	0-4	3-6		Miska (29-33)	n/a
	MIN	1	1	1	1	4	10	11	11	1	33	0-3	4-8	Brodin (1)	Talbot (22-25)	
2/2	MIN	0	1	0	–	1	11	9	8	–	28	1-3	4-11		Talbot (29-31)	n/a
	COL	1	1	0	–	2	12	11	8	–	31	0-3	4-11	Nichushkin (2)	Grubauer (27-28)	
2/24	MIN	1	2	3	–	6	11	5	9	–	25	0-2	4-8	Foligno (1)	Kahkonen (30-32)	n/a
	COL	0	1	1	–	2	10	10	12	–	32	1-4	2-4		Grubauer (19-24)	
3/18	MIN	0	1	0	–	1	6	7	7	–	20	1-4	3-6		Talbot (50-55)	n/a
	COL	2	1	2	–	5	25	19	11	–	55	1-2	5-10	Rantanen (4)	Grubauer (19-20)	
3/20	MIN	0	0	0	–	0	9	10	12	–	31	0-4	3-14		Kahkonen (36-42)	n/a
	COL	2	3	1	–	6	13	12	17	–	42	1-2	4-8	Makar (1)	Grubauer (31-31)	
4/5	COL	0	4	1	–	5	6	20	10	–	36	1-3	9-21	Landeskog (6)	Grubauer (21-25)	3,000
	MIN	1	0	3	–	4	11	5	9	–	25	2-6	9-37		Talbot (31-36)	
4/7	COL	0	3	0	–	3	4	14	14	–	32	2-7	8-24		GRUBAUER (11-18); Johansson (1-1)	3,000
	MIN	3	2	3	–	8	9	4	6	–	19	4-5	10-28	Hartman (2)	Talbot (29-32)	
TOTALS		Scoring By Period					Shots By Period					Power Plays (%)	Penalties/Minutes	Goaltenders (Record, Saves-Shots)		
		1	2	3	OT	F	1	2	3	OT	T					
		COL	8	15	8	0	31	92	105	89	0	286	8-32 (25.0)	37-88	Grubauer (5-2-0, 147-166); Johansson (0-0-0, 1-1); Miska (0-0-1, 29-33)	
		MIN	7	7	10	1	25	73	61	66	1	201	8-29 (27.6)	44-126	Talbot (2-3-0, 161-179); Kahkonen (1-2-0, 94-107)	

SERIES NOTES

2020-21: The Wild went 3-5-0 in eight meetings against the Avalanche... Minnesota went 2-2-0 at Xcel Energy Center with a 5-1 loss (1/30), a 4-3 overtime win (1/31), a 5-4 loss (4/5) and an 8-3 victory (4/7)... The Wild went 1-3-0 in four games at Ball Arena with a 2-1 loss (2/2), a 6-2 victory (2/24), a 5-1 loss (3/18) and a 6-0 loss (3/20)... **RW Ryan Hartman** (3-4=7), **LW Kirill Kaprizov** (3-4=7) and **C Victor Rask** (3-4=7) led Minnesota with seven points... **LW Kevin Fiala** (4-1=5) and **D Jared Spurgeon** (0-5=5) collected five points apiece... **G Kaapo Kahkonen** went 1-2-0 with a 4.34 GAA and a .879 SV% in three starts... **G Cam Talbot** went 2-3-0 with a 3.64 GAA and a .899 SV% in five starts... **C Nathan MacKinnon** led the Avalanche with 14 points (3-11=14)... **RW Mikko Rantanen** recorded 11 points (5-6=11)... **LW Gabriel Landeskog** (3-6=9) and **D Cale Makar** (2-7=9) notched nine points each... **G Philipp Grubauer** went 5-2-0 with a 2.81 GAA, a .886 SV% and one shutout in seven starts... **G Hunter Miska** made 29 saves in the second meeting... **G Jonas Johansson** made one save in relief in the final meeting.

WILD LEADERS: **LW Zach Parise** owns 43 points (18-25=43) in 47 contests against Colorado... **D Ryan Suter** has 40 points (5-35=40) in 73 matches... **C Nick Bonino** owns 20 points (4-16=20) in 33 games... **Spurgeon** has 19 points (5-14=19) in 52 contests... **RW Mats Zuccarello** has 18 points (5-13=18) in 21 matches.

WILD GOALIES: Talbot is 6-5-0 with a 3.46 GAA and a .892 SV% in 12 starts vs. the Avalanche... Kahkonen is 1-2-0 with a 4.34 GAA and a .879 SV% in three starts.

AVALANCHE LEADERS: MacKinnon leads the Avalanche with 40 points (14-26=40) in 37 games against Minnesota... Landeskog owns 37 points (18-19=37) in 47 matches... Rantanen has 30 points (11-19=30) in 25 contests... **LW Brandon Saad** owns 21 points (11-10=21) in 35 games.

AVALANCHE GOALIES: Grubauer is 8-4-0 with a 2.73 GAA, a .902 SV% and one shutout in 12 career starts vs. the Wild... **G Devan Dubnyk** is 1-5-1 with a 2.72 GAA and a .911 SV% in nine games (seven starts)... **G Pavel Francouz** 1-1-0 with a 3.54 GAA and a .897 SV% in two career starts... Johansson made one save in relief in his sole career action against Minnesota (4/7/21).

CONNECTIONS: Wild Assistant Coach **Darby Hendrickson** skated in 20 games with Colorado in 2003-04... Minnesota Assistant Coach **Brett McLean** totaled 75 points (24-51=75) in 160 games with the Avalanche in two seasons (2005-07)... **D Ian Cole** collected 41 points (6-35=41) in 138 games with Colorado in three seasons (2018-21)... Dubnyk went 177-113-28 with a 2.41 GAA, a .918 SV% and 23 shutouts in 328 games (321 starts) with Minnesota in six seasons (2014-20)... **D Erik Johnson** hails from Bloomington... Miska is from North Branch and played one season with the University of Minnesota-Duluth (2016-17)... **D Greg Pateryn** recorded 12 points (1-11=12) in 103 games with the Wild in three seasons (2018-21).

FAST FACTS: Minnesota has 123 points and 56 wins against Colorado all-time, its most points and wins against any franchise... The Wild is 19-15-1 against the Avalanche in the last 35 matches, including six shutout victories... The Wild's three shutouts against Colorado during the 2014-15 campaign marked the second time in franchise history it recorded at least three shutouts against the same opponent in a single season (2006-07 vs. Edmonton)... Minnesota defeated Colorado in seven games in the 2014 and 2003 Western Conference Quarterfinals... The Avalanche won the 2008 Western Conference Quarterfinal series in six games.

TEAM INFORMATION

Home Ice (Cap., Built).....	Enterprise Center (18,400, 1994)
Mailing Address.....	1401 Clark Avenue at Brett Hull Way St. Louis, MO 63103
Telephone.....	314.622.2500
Website.....	stlouisblues.com
Twitter.....	@StLouisBlues
Founded.....	1967-68
Stanley Cup Titles.....	2019
Colors.....	White, Navy, Blue and Gold

DIRECTORY

Chairman/Governor	Tom Stillman
President of Hockey Ops/GM/Alt. Governor	Doug Armstrong
President & CEO of Business Ops/ Alt. Gov.	Chris Zimmerman
Head Coach	Craig Berube
Assistant Coach	Jim Montgomery
Assistant Coach	Mike Van Ryn
Assistant Coach	Steve Ott
Goaltending Coach	David Alexander

WILD VS. ST. LOUIS BLUES

2020-21 Wild Record: 2-4-2 (2-1-1 at Xcel Energy Center, 0-3-1 at St. Louis)
All-Time Wild Record: 37-31-17 (24-12-8 at Xcel Energy Center, 13-19-9 at St. Louis)

Date	Opp.	Scoring By Period					Shots By Period					Power Plays	Penalties/ Minutes	Game-Winning Goal	Goaltender (Saves-Shots)	Attn.
		1	2	3	OT	F	1	2	3	OT	T					
3/25	STL	0	0	0	—	0	10	14	13	—	37	0-3	5-16		Binnington (9-11)	
	MIN	0	2	0	—	2	2	6	3	—	11	0-3	5-16	Johansson (2)	Talbot (37-37)	n/a
4/9	MIN	1	0	0	—	1	12	10	3	—	25	0-2	2-4		Kahkonen (29-38)	
	STL	4	3	2	—	9	18	11	9	—	38	1-2	2-4	Schwartz (2)	Binnington (24-25)	n/a
4/10	MIN	1	1	0	0	2	9	8	12	1	30	1-2	4-8		Talbot (27-30)	
	STL	0	1	1	1	3	6	7	12	5	30	1-3	3-6	O'Reilly (3)	Husso (28-30)	n/a
4/28	STL	0	1	3	—	4	13	7	12	—	32	2-2	1-2	Thomas (1)	Binnington (26-29)	
	MIN	1	2	0	—	3	10	16	3	—	29	0-1	2-4		Talbot (28-32)	3,000
4/29	STL	1	2	1	1	5	7	5	7	2	21	1-2	4-22	O'Reilly (4)	Husso (26-30)	
	MIN	0	1	3	0	4	6	12	9	3	30	0-1	4-14		Talbot (16-21)	3,000
5/1	STL	2	1	0	0	3	11	12	7	1	31	0-1	1-2		Binnington (34-38)	
	MIN	0	1	2	1	4	6	12	19	1	38	0-1	1-2	Fiala (5)	Kahkonen (28-31)	3,000
5/12	MIN	0	0	0	—	0	13	14	4	—	31	0-3	1-2	Barbashev (1)	Talbot (23-27)	
	STL	2	1	1	—	4	11	12	4	—	27	0-0	4-8		Husso (31-31)	n/a
5/13	MIN	3	0	0	—	3	11	6	3	—	20	0-2	4-8		Kahkonen (20-27)	
	STL	0	4	3	—	7	7	11	9	—	27	3-4	2-4	Schenn (2)	Binnington (17-20)	n/a
TOTALS		1	2	3	OT	F	83	79	73	8	243	8-17 (47.1)	22-64		Goaltenders (Record, Saves-Shots)	
	STL	9	13	11	2	35	69	84	56	5	214	1-15 (6.7)	23-58		Binnington (3-1-1, 110-123); Husso (3-0-0, 85-91)	
	MIN	6	7	5	1	19	69	84	56	5	214	1-15 (6.7)	23-58		Talbot (1-2-2, 131-147); Kahkonen (1-2-0, 77-96)	

SERIES NOTES

2020-21: Minnesota went 2-4-2 in eight games against St. Louis...The Wild went 2-1-1 in four games at Xcel Energy Center with a 2-0 shutout victory (3/25), a 4-3 loss (4/28), a 5-4 overtime loss (4/29) and a 4-3 overtime win (5/1)...Minnesota went 0-3-1 at Enterprise Center with a 9-1 loss (4/9), a 3-2 overtime loss (4/10), a 4-0 loss (5/12) and a 7-3 defeat (5/13)...**LW Kevin Fiala** led the Wild with six points (2-4=6)...**D Jonas Brodin** (2-2-4) and **LW Marcus Foligno** (2-2-4) notched four points each...**C Nico Sturm** collected three goals...**G Cam Talbot** went 1-2-2 with a 3.13 GAA, a .891 SV% and one shutout in five starts...**G Kaapo Kahkonen** went 1-2-0 with a 6.30 GAA and a .802 SV%...**LW David Perron** led the Blues with 12 points (4-8=12)...**C Ryan O'Reilly** recorded 10 points (6-4=10)...**C Mike Hoffman** (4-4=8), **D Torey Krug** (1-7=8) and **C Jordan Kyrou** (4-4=8) each had eight points...**G Jordan Binnington** went 3-1-1 with a 2.62 GAA and a .894 SV% in five starts...**G Ville Husso** went 3-0-0 with a 1.91 GAA, a .934 SV% and one shutout in three starts.

WILD LEADERS: D **Ryan Suter** leads the Wild with 38 points (6-32=38) in 82 matches against St. Louis... LW **Zach Parise** owns 22 points (12-10=22) in 40 games... C **Nick Bonino** has 14 points (7-7=14) in 35 contests... D **Matt Dumba** owns 13 points (7-6=13) in 29 matches.

WILD GOALIES: Talbot is 7-6-4 with a 2.86 GAA, a .905 SV% and one shutout in 18 starts vs. the Blues...Kahkonen is 1-2-0 with a 6.30 GAA and a .802 SV% in three career starts.

BLUES LEADERS: Perron leads the Blues with 36 points (13-23=36) in 42 matches against Minnesota...O'Reilly has 31 points (16-15=31) in 49 games...RW **Vladimir Tarasenko** owns 27 points (11-16=27) in 30 contests...LW **Jaden Schwartz** owns 25 points (13-12=25) in 36 contests.

BLUES GOALIES: Binnington is 6-1-1 with a 1.88 GAA, a .933 SV% and one shutout in eight starts vs. the Wild...Husso is 3-0-0 with a 1.91 GAA, a .934 SV% and one shutout in three starts.

CONNECTIONS: Wild General Manager **Bill Guerin** registered 47 points (28-19=47) in 61 contests with the Blues during the 2006-07 season...**D Ian Cole** was selected by the Blues in the first round (18th overall) of the 2007 NHL Entry Draft and totaled 31 points (9-22=31) in 167 games with St. Louis (2010-15)...**D Brad Hunt** collected five points (1-4=5) in nine games with St. Louis (2016-17)...**D Justin Faulk** hails from South Saint Paul and played one season at University of Minnesota-Duluth (2010-11)...**D Marco Scandella** was selected by the Wild in the second round (55th overall) of the 2008 NHL Entry draft and recorded 89 points (27-62=89) in 373 games in seven seasons (2010-17).

FAST FACTS: The Wild has points in 21 of its last 34 contests against the Blues (15-13-6)... Minnesota is 10-5-4 in the last 19 games played at Xcel Energy Center... The Wild topped the Blues in the 2015 Western Conference Quarterfinal, clinching the series with a Game 6 win in Saint Paul - marking the first time in franchise history Minnesota won a playoff series on home ice... The Blues defeated the Wild in the 2017 Western Conference Quarterfinal.



TEAM INFORMATION

Home ice (Cap., Built).....	T-Mobile Arena (17,367, 2016)
Mailing Address.....	1550 S. Pavilion Center Drive Las Vegas, NV 89135
Telephone.....	702.692.1600
Website.....	vegasgoldenknights.com
Twitter.....	@GoldenKnights
Founded.....	2017-18
Stanley Cup Titles.....	None
Colors.....	Steel Gray, Black, Gold, Red

DIRECTORY

Chairman, CEO & Governor	Bill Foley
President of Hockey Ops./Alt. Gov	George McPhee
General Manager	Kelly McCrimmon
Head Coach	Peter DeBoer
Assistant Coach	Steve Spott
Assistant Coach	Ryan Craigie
Assistant Coach	Ryan McGill
Goaltending Coach	Mike Rosati

WILD VS. VEGAS GOLDEN KNIGHTS

2020-21 Wild Record: 5-1-2 (3-0-1 at Xcel Energy Center, 2-1-1 at Vegas)
All-Time Wild Record: 11-2-3 (6-0-2 at Xcel Energy Center, 5-2-1 at Vegas)

Date	Opp.	Scoring By Period					Shots By Period					Power Plays	Penalties/ Minutes	Game-Winning Goal	Goaltender (Saves-Shots)	Attn.
		1	2	3	OT	F	1	2	3	OT	T					
3/1	MIN	0	4	0	0	4	11	16	3	0	30	0-0	3-6	Pacioretty (3)	Talbot (34-39)	n/a
	VGK	0	2	2	1	5	12	15	11	1	39	2-3	0-0			
3/3	MIN	0	1	0	—	1	10	7	20	—	37	0-3	3-6	Marchessault (2)	Talbot (23-27)	n/a
	VGK	1	1	3	—	5	12	8	20	—	28	0-2	4-8			
3/8	VGK	0	0	0	—	0	5	14	7	—	26	0-3	2-4	Fiala (3)	Kahkonen (26-26)	n/a
	MIN	1	0	1	—	2	10	5	6	—	21	0-2	3-6			
3/10	VGK	1	0	2	—	3	6	9	12	—	27	0-2	3-6	Soucy (1)	FLEURY (25-29); Thompson (2-2)	n/a
	MIN	1	0	3	—	4	9	8	14	—	31	1-2	3-6			
4/1	MIN	1	0	1	0	3	10	16	8	3	37	1-3	5-10	Eriksson Ek (2)	Talbot (35-37)	3,950
	VGK	1	0	1	0	2	9	15	8	5	37	0-4	4-8			
4/3	MIN	0	0	2	—	2	12	7	8	—	27	1-3	3-6	TM	Lehner (35-37)	3,950
	VGK	1	0	0	—	1	10	7	11	—	28	0-3	3-6			
5/3	VGK	3	2	0	—	5	10	11	11	—	32	1-3	4-8	Brodin (2)	Talbot (27-28)	3,000
	MIN	2	1	3	—	6	12	11	9	—	32	1-2	5-10			
5/5	VGK	0	1	1	1	3	8	12	12	2	34	1-3	7-17	Pietrangelo (1)	Lehner (26-32)	3,000
	MIN	0	0	2	0	2	10	8	9	1	28	0-3	7-17			
TOTALS		Scoring By Period					Shots By Period					Power Plays (%)	Penalties/ Minutes	Goaltenders (Record, Saves-Shots)		
VGK		7	6	9	2	24	72	91	80	8	251	4-23 (17.4)	27-57	Fleury (3-3-0, 158-172); Lehner (0-1-1, 61-69); Thompson (0-0-0, 2-2)		
MIN		5	6	12	0	24	84	78	77	4	243	4-18 (22.2)	32-67	Talbot (3-1-2, 177-197); Kahkonen (2-0-0, 50-53)		

SERIES NOTES

2020-21: Minnesota went 5-1-2 in eight meetings against Vegas...The Wild went 2-1-1 in four games at T-Mobile Arena with a 5-4 overtime loss (3/1), a 5-1 loss (3/3), a 3-2 shootout victory (4/1) and a 2-1 win (4/3)...Minnesota went 3-0-1 at Xcel Energy Center with a 2-0 shootout victory (3/8), a 4-3 win (3/10), a 6-5 victory (5/3) and a 3-2 overtime loss (5/5)...**LW Kirill Kaprizov** led the Wild with eight points (6-2=8)...**LW Marcus Foligno** had seven points (3-4=7)...**D Jonas Brodin** (2-4=6) and **C Joel Eriksson Ek** (4-2=6) tallied six points each...**G Cam Talbot** went 3-1-2 with a 3.26 GAA and a .898 SV% in six starts...**G Kaapo Kahkonen** went 2-0-0 with a 1.51 GAA, a .943 SV% and one shutout in two starts...**RW Mark Stone** led the Golden Knights with 10 points (2-8=10)...**C William Karlsson** (2-4=6), **C Chandler Stephenson** (2-4=6) and **RW Alex Tuch** (3-3=6) registered six points apiece...**G Marc-Andre Fleury** went 3-3-0 with a 2.41 GAA and a .919 SV% in six starts...**G Logan Thompson** made two saves in relief in the fourth meeting...**G Robin Lehner** went 0-1-1 with a 3.87 GAA and a .884 SV% in two starts.

WILD LEADERS: LW **Kevin Fiala** leads the Wild with 15 points (6-9=15) in 16 contests against Vegas...Brodin has 12 points (3-9=12) in 16 games...Eriksson Ek owns nine points (5-4=9) in 14 matches.

WILD GOALIES: Talbot is 6-4-2 with a 3.54 GAA and a .889 SV% in 12 career starts vs. the Golden Knights...Kahkonen is 2-0-0 with a 1.51 GAA, a .943 SV% and one shutout in two career starts.

GOLDEN KNIGHTS LEADERS: D **Alex Pietrangelo** leads the Golden Knights with 22 points (7-15=22) in 46 games against Minnesota...Stone has 19 points (3-16=19) in 19 matches...LW **Max Pacioretty** owns 17 points (10-7=17) in 22 contests.

GOLDEN KNIGHTS GOALIES: Fleury is 7-13-0 with a 3.05 GAA and a .896 SV% in 20 starts vs. the Wild...Lehner is 3-3-2 with a 2.95 GAA, a .898 SV% and one shutout in eight games (seven starts).

CONNECTIONS: D Brad Hunt collected 25 points (5-20=25) in 58 games with the Golden Knights in parts of two seasons (2017-19)...Tuch was drafted 18th overall by the Wild in the 2014 NHL Entry Draft and made his NHL debut with Minnesota, skating in six games during the 2016-17 season.

FAST FACTS: Minnesota ranks first in the NHL in wins and team points against Vegas...The Wild's .781 win percentage ranks third.



MINNESOTA VS. COLORADO

COLORADO VS. MINNESOTA



PLAYER	2020-21 SEASON VS.					CAREER VS.					CAREER PLAYOFFS VS.				
	GP	G	A	PTS	PIM	GP	G	A	PTS	PIM	GP	G	A	PTS	PIM
Bjugstad, Nick	7	1	2	3	5	17	1	5	6	7	-	-	-	-	-
Bonino, Nick	8	0	2	2	16	33	4	16	20	28	6	2	3	5	2
Brodin, Jonas	8	1	1	2	6	43	3	11	14	18	7	0	2	2	4
Cole, Ian	8	0	1	1	8	27	0	5	5	24	-	-	-	-	-
Cramarossa, Joseph	1	0	0	0	10	4	0	1	1	15	-	-	-	-	-
Dumba, Matt	5	1	1	2	26	30	2	9	11	38	-	-	-	-	-
Eriksson Ek, Joel	8	1	2	3	2	21	1	4	5	8	-	-	-	-	-
Fiala, Kevin	5	4	1	5	0	21	7	10	17	2	6	1	1	2	6
Foligno, Marcus	2	1	1	2	0	22	6	2	8	4	-	-	-	-	-
Greenway, Jordan	8	1	3	4	14	15	2	4	6	14	-	-	-	-	-
Hartman, Ryan	8	3	4	7	8	25	7	5	12	18	4	1	0	1	6
Hunt, Brad	5	0	0	0	0	13	1	1	2	0	-	-	-	-	-
Johansson, Marcus	3	1	1	2	0	17	2	6	8	8	-	-	-	-	-
Johnson, Luke	5	1	0	1	0	6	1	0	1	0	-	-	-	-	-
Kaprizov, Kirill	8	3	4	7	2	8	3	4	7	2	-	-	-	-	-
Mayhew, Gerald	2	0	1	1	0	2	0	1	1	0	-	-	-	-	-
Parise, Zach	7	1	2	3	2	47	18	25	43	16	7	3	7	10	6
Rask, Victor	8	3	4	7	0	20	7	4	11	4	-	-	-	-	-
Rau, Kyle	4	0	1	1	5	7	0	1	1	5	-	-	-	-	-
Soucy, Carson	7	0	1	1	8	11	1	1	2	12	-	-	-	-	-
Spurgeon, Jared	8	0	5	5	2	52	5	14	19	10	7	2	1	3	0
Sturm, Nico	7	2	0	2	4	8	2	0	2	4	-	-	-	-	-
Suter, Ryan	8	0	2	2	6	73	5	35	40	36	7	1	3	4	4
Zuccarello, Mats	4	1	2	3	2	21	5	13	18	14	-	-	-	-	-

GOALTENDER	2020-21 SEASON VS.					CAREER VS.					CAREER PLAYOFFS VS.				
	GP	W-L-OT	SO	GA	GAA	GP	W-L-OT	SO	GA	GAA	GP	W-L	SO	GA	GAA
Kahkonen, Kaapo	3	1-2-0	0	13	4.33	3	1-2-0	0	13	4.33	-	-	-	-	-
Talbot, Cam	5	2-3-0	0	18	3.64	12	6-5-0	0	38	3.46	-	-	-	-	-

PLAYER	2020-21 SEASON VS.					CAREER VS.					CAREER PLAYOFFS VS.				
	GP	G	A	PTS	PIM	GP	G	A	PTS	PIM	GP	G	A	PTS	PIM
Bellemare, Pierre-Edouard	5	0	0	0	0	20	3	5	8	4	-	-	-	-	-
Burakovsky, Andre	8	2	3	5	0	19	4	8	12	4	-	-	-	-	-
Burroughs, Kyle	2	0	1	1	5	2	0	1	1	5	-	-	-	-	-
Byram, Bowen	6	0	0	0	10	6	0	0	0	10	-	-	-	-	-
Calvert, Matt	3	0	0	0	0	23	2	6	8	39	-	-	-	-	-
Compher, J.T.	7	3	0	3	7	19	7	3	10	7	-	-	-	-	-
Donskoi, Joonas	8	3	3	6	4	22	5	5	10	8	-	-	-	-	-
Dries, Sheldon	1	0	0	0	2	3	0	0	0	2	-	-	-	-	-
Girard, Samuel	8	0	7	7	4	20	0	12	12	6	-	-	-	-	-
Graves, Ryan	8	0	3	3	2	14	1	4	5	6	-	-	-	-	-
Johnson, Erik	1	0	0	0	0	45	1	8	9	47	7	1	1	2	2
Jost, Tyson	8	1	0	1	0	18	5	1	6	10	-	-	-	-	-
Kadri, Nazem	8	1	2	3	2	24	4	7	11	38	-	-	-	-	-
Kaut, Martin	-	-	-	-	-	-	-	-	-	-	-	-	-	-	-
Landeskog, Gabriel	8	3	6	9	8	47	18	19	37	52	7	3	1	4	8
MacDonald, Jacob	6	0	3	3	2	6	0	3	3	2	-	-	-	-	-
MacKinnon, Nathan	7	3	11	14	8	37	14	26	40	16	7	2	8	10	4
Makar, Cale	8	2	7	9	0	12	4	10	14	0	-	-	-	-	-
Nemeth, Patrik	-	-	-	-	-	14	1	4	5	10	-	-	-	-	-
Nichushkin, Valeri	8	2	0	2	2	22	2	4	6	4	5	0	0	0	0
O'Brien, Liam	2	0	1	1	14	2	0	1	1	14	-	-	-	-	-
O'Connor, Logan	5	2	0	2	2	6	2	0	2	4	-	-	-	-	-
Rantanen, Mikko	8	5	6	11	8	25	11	19	30	14	-	-	-	-	-
Saad, Brandon	7	3	2	5	0	35	11	10	21	4	15	3	2	5	2
Sherwood, Kiefer	2	0	1	1	0	4	0	1	1	0	-	-	-	-	-
Soderberg, Carl	-	-	-	-	-	25	7	8	15	2	-	-	-	-	-
Timmins, Conor	4	0	0	0	0	5	0	0	0	0	-	-	-	-	-
Toews, Devon	5	1	2	3	4	8	2	3	5	4	-	-	-	-	-

GOALTENDER	2020-21 SEASON VS.					CAREER VS.					CAREER PLAYOFFS VS.				
	GP	W-L-OT	SO	GA	GAA	GP	W-L-OT	SO	GA	GAA	GP	W-L	SO	GA	GAA
Francouz, Pavel	-	-	-	-	-	2	1-1-0	0	7	3.56	-	-	-	-	-
Dubnyk, Devan	2	0-1-0	0	3	2.09	9	1-5-1	0	21	2.72	-	-	-	-	-
Grubauer, Philipp	7	5-2-0	1	19	2.81	12	8-4-0	1	32	2.73	-	-	-	-	-
Miska, Hunter	1	0-0-1	0	4	4.00	1	0-0-1	0	4	4.00	-	-	-	-	-
Johansson, Jonas	1	0-0-0	0	1	4.62	1	0-0-0	0	1	4.62	-	-	-	-	-



MINNESOTA VS. ST. LOUIS

ST. LOUIS VS. MINNESOTA



PLAYER	2020-21 SEASON VS.					CAREER VS.					CAREER PLAYOFFS VS.				
	GP	G	A	PTS	PIM	GP	G	A	PTS	PIM	GP	G	A	PTS	PIM
Bjugstad, Nick	4	0	1	1	0	13	3	3	6	2	-	-	-	-	-
Bonino, Nick	8	0	1	1	0	35	7	7	14	8	-	-	-	-	-
Brodin, Jonas	7	2	2	4	2	38	3	8	11	10	11	0	1	1	0
Cole, Ian	10	0	1	1	4	25	0	3	3	15	1	0	0	0	0
Cramarossa, Joseph	2	0	1	1	0	3	0	1	1	0	-	-	-	-	-
Dumba, Matt	8	1	2	3	4	29	7	6	13	18	11	1	0	1	4
Eriksson Ek, Joel	8	2	0	2	6	17	3	2	5	12	3	0	0	0	0
Fiala, Kevin	6	2	4	6	4	20	4	7	11	10	1	0	0	0	0
Foligno, Marcus	5	2	2	4	5	23	5	3	8	18	-	-	-	-	-
Greenway, Jordan	8	0	3	3	7	15	0	7	7	11	-	-	-	-	-
Hartman, Ryan	8	0	0	0	9	23	3	2	5	26	-	-	-	-	-
Hunt, Brad	1	0	0	0	0	10	0	3	3	4	-	-	-	-	-
Johansson, Marcus	7	1	1	2	0	22	2	2	4	0	7	1	1	2	0
Johnson, Luke	2	0	0	0	0	5	0	0	0	2	-	-	-	-	-
Kaprizov, Kirill	7	2	1	3	2	7	2	1	3	2	-	-	-	-	-
Mermis, Dakota	1	0	0	0	0	3	1	0	1	0	-	-	-	-	-
Parise, Zach	6	1	0	1	0	40	12	10	22	22	11	5	5	10	10
Rask, Victor	8	1	2	3	0	18	2	7	9	0	-	-	-	-	-
Rau, Kyle	3	0	0	0	2	4	0	0	0	2	-	-	-	-	-
Soucy, Carson	8	0	2	2	4	9	0	2	2	4	-	-	-	-	-
Spurgeon, Jared	7	0	2	2	2	44	2	8	10	6	11	1	3	4	2
Sturm, Nico	7	3	0	3	5	7	3	0	3	5	-	-	-	-	-
Suter, Ryan	8	1	1	2	0	82	6	32	38	34	11	1	3	4	10
Zuccarello, Mats	7	1	2	3	2	21	7	5	12	11	7	1	7	8	0

GOALTENDER	2020-21 SEASON VS.					CAREER VS.					CAREER PLAYOFFS VS.				
	GP	W-L-OT	SO	GA	GAA	GP	W-L-OT	SO	GA	GAA	GP	W-L	SO	GA	GAA
Talbot, Cam	5	1-2-2	1	16	3.13	18	7-6-4	1	50	2.86	-	-	-	-	-
Kahkonen, Kaapo	3	1-2-0	0	19	6.30	3	1-2-0	0	19	6.30	-	-	-	-	-

PLAYER	2020-21 SEASON VS.					CAREER VS.					CAREER PLAYOFFS VS.				
	GP	G	A	PTS	PIM	GP	G	A	PTS	PIM	GP	G	A	PTS	PIM
Barbashev, Ivan	7	2	1	3	0	16	3	3	6	0	4	0	0	0	2
Blais, Sammy	7	3	2	5	0	13	6	2	8	6	-	-	-	-	-
Bortuzzo, Robert	6	0	2	2	24	24	0	2	2	40	4	0	0	0	4
Bozak, Tyler	6	1	4	5	4	22	3	7	10	10	-	-	-	-	-
Clifford, Kyle	7	0	1	1	0	34	1	2	3	33	-	-	-	-	-
Dunn, Vince	3	0	4	4	6	13	1	6	7	10	-	-	-	-	-
Faulk, Justin	8	1	4	5	6	23	2	10	12	10	-	-	-	-	-
Gunnarsson, Carl	-	-	-	-	-	24	2	1	3	8	11	0	0	0	2
Hoffman, Mike	7	4	4	8	0	19	9	8	17	0	-	-	-	-	-
Joshua, Dakota	1	0	0	0	0	1	0	0	0	0	-	-	-	-	-
Kostin, Klim	2	0	1	1	0	2	0	1	1	0	-	-	-	-	-
Krug, Torey	7	1	7	8	0	21	5	16	21	8	-	-	-	-	-
Kyrou, Jordan	8	4	4	8	0	9	5	4	9	0	-	-	-	-	-
MacEachern, Mackenzie	1	0	0	0	0	6	1	0	1	0	-	-	-	-	-
Mikkola, Niko	5	0	2	2	0	5	0	2	2	0	-	-	-	-	-
O'Reilly, Ryan	8	6	4	10	0	49	16	15	31	4	7	2	4	6	0
Parayko, Colton	5	0	1	1	0	26	0	10	10	6	5	1	1	2	0
Perron, David	8	4	8	12	0	42	13	23	36	26	5	0	1	1	2
Sanford, Zach	8	2	0	2	5	14	2	0	2	5	3	0	0	0	0
Santini, Steven	1	0	1	1	0	3	1	1	2	4	-	-	-	-	-
Scandella, Marco	8	1	1	2	4	13	1	3	4	4	-	-	-	-	-
Schenn, Brayden	8	2	3	5	13	26	5	13	18	19	-	-	-	-	-
Schwartz, Jaden	7	3	1	4	0	36	13	12	25	6	11	3	5	8	0
Sundqvist, Oskar	-	-	-	-	-	8	2	1	3	0	-	-	-	-	-
Tarasenko, Vladimir	4	0	2	2	0	30	11	16	27	2	11	7	3	10	0
Thomas, Robert	7	1	3	4	0	14	1	5	6	2	-	-	-	-	-
Walman, Jake	5	0	1	1	0	5	0	1	1	0	-	-	-	-	-

GOALTENDER	2020-21 SEASON VS.					CAREER VS.					CAREER PLAYOFFS VS.				
	GP	W-L-OT	SO	GA	GAA	GP	W-L-OT	SO	GA	GAA	GP	W-L	SO	GA	GAA
Husso, Ville	3	3-0-0	1	6	1.91	3	3-0-0	1	6	1.91	-	-	-	-	-
Binnington, Jordan	5	3-1-1	0	13	2.61	8	6-1-1	1	15	1.88	-	-	-	-	-



MINNESOTA VS. VEGAS

VEGAS VS. MINNESOTA



PLAYER	2020-21 SEASON VS.					CAREER VS.					CAREER PLAYOFFS VS.				
	GP	G	A	PTS	PIM	GP	G	A	PTS	PIM	GP	G	A	PTS	PIM
Bjugstad, Nick	8	0	1	1	0	10	0	3	3	0	-	-	-	-	-
Bonino, Nick	8	3	1	4	2	17	6	2	8	10	-	-	-	-	-
Brodin, Jonas	8	2	4	6	0	16	3	9	12	0	-	-	-	-	-
Cole, Ian	8	0	1	1	4	15	3	3	6	10	1	0	0	0	0
Dumba, Matt	8	0	1	1	6	14	2	6	8	11	-	-	-	-	-
Eriksson Ek, Joel	8	4	2	6	6	14	5	4	9	10	-	-	-	-	-
Fiala, Kevin	7	2	3	5	2	16	6	9	15	8	-	-	-	-	-
Foligno, Marcus	6	3	4	7	11	14	4	4	8	20	-	-	-	-	-
Greenway, Jordan	8	1	4	5	4	13	1	6	7	6	-	-	-	-	-
Hartman, Ryan	5	0	2	2	4	12	2	3	5	14	-	-	-	-	-
Hunt, Brad	-	-	-	-	-	3	0	0	0	0	-	-	-	-	-
Johansson, Marcus	3	0	0	0	0	6	0	3	3	0	-	-	-	-	-
Johnson, Luke	2	0	0	0	0	3	0	0	0	0	-	-	-	-	-
Kaprizov, Kirill	8	6	2	8	6	8	6	2	8	6	-	-	-	-	-
Mayhew, Gerald	1	0	0	0	0	1	0	0	0	0	-	-	-	-	-
Parise, Zach	5	0	1	1	2	11	3	3	6	8	-	-	-	-	-
Rask, Victor	8	0	2	2	0	13	0	2	2	6	-	-	-	-	-
Rau, Kyle	5	0	1	1	2	5	0	1	1	2	-	-	-	-	-
Soucy, Carson	8	1	1	2	6	10	1	1	2	6	-	-	-	-	-
Spurgeon, Jared	8	1	2	3	0	13	3	4	7	0	-	-	-	-	-
Sturm, Nico	7	0	2	2	0	8	0	2	2	0	-	-	-	-	-
Suter, Ryan	8	0	1	1	2	16	0	5	5	4	-	-	-	-	-
Zuccarello, Mats	7	0	2	2	4	13	2	5	7	4	-	-	-	-	-

PLAYER	2020-21 SEASON VS.					CAREER VS.					CAREER PLAYOFFS VS.				
	GP	G	A	PTS	PIM	GP	G	A	PTS	PIM	GP	G	A	PTS	PIM
Brown, Patrick	1	0	0	0	0	2	0	0	0	0	-	-	-	-	-
Carrier, William	7	0	1	1	0	12	0	2	2	0	-	-	-	-	-
Coghlan, Dylan	6	3	0	3	0	6	3	0	3	0	-	-	-	-	-
Glass, Cody	5	1	1	2	4	5	1	1	2	4	-	-	-	-	-
Hague, Nicolas	7	1	2	3	15	8	1	2	3	15	-	-	-	-	-
Holden, Nick	2	0	0	0	0	21	0	1	1	2	-	-	-	-	-
Janmark, Mattias	2	0	1	1	0	20	2	4	6	0	5	0	3	3	0
Karlsson, William	8	2	4	6	0	21	2	5	7	0	-	-	-	-	-
Kolesar, Keegan	8	0	0	0	2	8	0	0	0	2	-	-	-	-	-
Krebs, Peyton	2	0	1	1	0	2	0	1	1	0	-	-	-	-	-
Marchessault, Jonathan	8	2	1	3	2	20	4	4	8	12	-	-	-	-	-
Martinez, Alec	8	1	4	5	0	33	3	9	12	8	-	-	-	-	-
McNabb, Brayden	5	1	1	2	4	21	2	2	4	8	-	-	-	-	-
Nosek, Tomas	6	1	1	2	2	15	2	1	3	2	-	-	-	-	-
Pacioretty, Max	6	2	2	4	0	22	10	7	17	4	-	-	-	-	-
Pietrangelo, Alex	6	1	0	1	4	46	7	15	22	14	11	0	3	3	2
Reaves, Ryan	4	0	0	0	2	36	2	0	2	31	11	1	0	1	2
Roy, Nicolas	6	0	3	3	2	6	0	3	3	2	-	-	-	-	-
Smith, Reilly	8	1	1	2	10	25	3	4	7	14	-	-	-	-	-
Stephenson, Chandler	6	2	4	6	0	12	3	4	7	2	-	-	-	-	-
Stone, Mark	7	2	8	10	0	19	3	16	19	4	-	-	-	-	-
Theodore, Shea	8	1	3	4	2	19	2	5	7	6	-	-	-	-	-
Tuch, Alex	8	3	3	6	0	15	4	3	7	0	-	-	-	-	-
Whitecloud, Zach	6	0	1	1	6	7	0	1	1	6	-	-	-	-	-

GOALTENDER	2020-21 SEASON VS.					CAREER VS.					CAREER PLAYOFFS VS.				
	GP	W-L-OT	SO	GA	GAA	GP	W-L-OT	SO	GA	GAA	GP	W-L	SO	GA	GAA
Kahkonen, Kaapo	2	2-0-0	1	3	1.51	2	2-0-0	1	3	1.51	-	-	-	-	-
Talbot, Cam	6	3-1-2	0	20	3.26	12	6-4-2	0	43	3.54	-	-	-	-	-

GOALTENDER	2020-21 SEASON VS.					CAREER VS.					CAREER PLAYOFFS VS.				
	GP	W-L-OT	SO	GA	GAA	GP	W-L-OT	SO	GA	GAA	GP	W-L	SO	GA	GAA
Fleury, Marc-Andre	6	3-3-0	0	14	2.41	20	7-13-0	0	57	3.03	-	-	-	-	-
Thompson, Logan	1	0-0-0	0	0	0.00	1	0-0-0	0	0	0.00	-	-	-	-	-
Lehner, Robin	2	0-1-1	0	8	3.87	8	3-3-2	1	22	2.95	-	-	-	-	-



2020 PLAYOFF STATISTICS

#	POS	PLAYER	GP	TOI/G	G	A	PTS	+/-	PIM	PPG	SHG	GWG	SOG	SH%
12	C	Eric Staal	4	17:49	1	4	5	0	2	0	0	0	9	11.1
22	LW	Kevin Fiala	4	17:38	3	1	4	1	10	1	0	1	19	15.8
46	D	Jared Spurgeon	4	22:48	2	2	4	-1	4	1	0	0	7	28.6
11	LW	Zach Parise	4	17:44	0	3	3	2	2	0	0	0	6	0.0
25	D	Jonas Brodin	4	23:48	0	2	2	1	0	0	0	0	8	0.0
19	C	Luke Kunin	4	14:30	2	0	2	0	2	1	1	0	6	33.3
24	D	Matt Dumba	4	25:03	0	1	1	1	2	0	0	0	14	0.0
14	C	Joel Eriksson Ek	4	14:24	1	0	1	1	2	0	0	0	8	12.5
17	LW	Marcus Foligno	4	13:37	0	1	1	-2	5	0	0	0	4	0.0
7	C	Nico Sturm	2	11:09	1	0	1	-1	0	0	0	0	1	100.0
20	D	Ryan Suter	3	23:27	0	1	1	1	0	0	0	0	3	0.0
36	RW	Mats Zuccarello	4	14:07	0	1	1	-1	0	0	0	0	3	0.0
44	D	Matt Bartkowski	1	9:59	0	0	0	0	0	0	0	0	2	0.0
6	C	Ryan Donato	2	9:00	0	0	0	1	2	0	0	0	1	0.0
27	C	Alex Galchenyuk	4	13:46	0	0	0	-2	4	0	0	0	4	0.0
18	LW	Jordan Greenway	4	13:30	0	0	0	-1	8	0	0	0	6	0.0
38	RW	Ryan Hartman	4	11:30	0	0	0	0	9	0	0	0	6	0.0
77	D	Brad Hunt	4	13:36	0	0	0	-1	2	0	0	0	7	0.0
9	C	Mikko Koivu	4	11:36	0	0	0	0	6	0	0	0	5	0.0
21	D	Carson Soucy	4	14:39	0	0	0	-3	0	0	0	0	3	0.0

#	GOALTENDER	GP	GS	W	L	SA	SV	SV%	GA	GAA	SO	MIN	PIM
32	Alex Stalock	4	4	1	3	116	104	0.897	12	3.03	1	237	0



2020 PLAYOFF RESULTS



2020 WESTERN CONFERENCE QUALIFIER #10 MINNESOTA WILD VS. #7 VANCOUVER CANUCKS Wild loses series, 1-3 (Wild 0-2 at home, 1-1 at road)

DATE	OPP.	Scoring By Period	Shots By Period	Power Plays	Penalties/ Minutes	Game-Winning Goal	Goalie (Saves-Shots)	Attn.
G1	MIN	1 2 1 1 - 3	12 8 11 - 31	2-4	4-11	Fiala (1)	Stalock (28-28)	
8/2	VAN	0 0 0 - 0	14 10 4 - 28	0-1	8-27		Markstrom (28-30)	0
G2	MIN	1 0 2 - 3	9 10 16 - 35	0-6	8-16		Stalock (24-28)	
8/4	VAN	1 2 1 - 4	10 10 8 - 28	1-7	7-14	Horvat (1)	Markstrom (32-35)	0
G3	VAN	0 1 2 - 3	10 9 10 - 29	2-7	11-22	Boeser (1)	Markstrom (27-27)	
8/6	MIN	0 0 0 - 0	10 10 7 - 27	0-7	11-22		Stalock (26-29)	0
G4	VAN	1 2 1 1 5	13 11 6 1 31	1-4	6-15	Tanev (1)	Markstrom (25-29)	
8/7	MIN	2 2 0 0 4	12 9 8 0 29	1-5	5-13		Stalock (26-31)	0
TOTALS		Scoring By Period	Shots By Period	Power Plays (Percentage)	Penalties/ Minutes		Goaltenders (Record, Saves-Shots)	
	VAN	2 5 4 1 12	47 40 28 1 116	4-19 (21.1)	32-78		Markstrom (3-1, 112-121)	
	MIN	4 3 3 0 10	43 37 42 0 122	3-22 (13.6)	28-62		Stalock (1-3, 104-116)	

SERIES NOTES

After an unprecedented season, the Minnesota Wild advanced to the Stanley Cup Playoffs for its 10th time in franchise history. The NHL split the 24 teams into two bubbles without fans – Edmonton (West) and Toronto (East). The Wild faced off against Vancouver in the Stanley Cup Qualifying Round to play in its first-ever, best-of-five playoff series. Minnesota took Game 1 with a 3-0 shutout victory. It marked the Wild's fifth postseason shutout victory in franchise history. Alex Stalock made his first career playoff start in a Wild sweater and earned his first career postseason win and shutout stopping all 28 shots faced. Jared Spurgeon tallied a postseason career-high three points (2-1=3) to set a franchise record for most points in a playoff game by a Wild defenseman. His two goals made him the franchise leader for most playoff goals by a Wild blueliner. Kevin Fiala netted the game-winning goal on the power-play in the first period. Minnesota fell in Game 2 of the series, 4-3. Kevin Fiala scored two goals in a span of 2:20 in the third period for his first career multi-goal playoff game. Luke Kunin netted his first career playoff goal shorthanded to become the seventh player in franchise history to record a postseason SHG and the 11th player to score his first career regular season and first playoff goal shorthanded. Zach Parise tallied two assists to surpass Mikko Koivu for first place in playoff assists in team history. Vancouver earned a 3-0 shutout win in Game 3 to take the series lead, 2-1. The Canucks were the first to break the 0-0 score as Brock Boeser potted the power-play, game-winning goal at 13:49 in the second period. Zach Parise skated in his 100th career Stanley Cup Playoff contest. Minnesota lost the series as Vancouver took Game 4 with a 5-4 overtime win. Kunin opened the game's scoring with his first career playoff power-play goal at 2:58 in the first period. The Wild held a 3-1 lead before the Canucks' Brandon Sutter and Quinn Hughes each netted goals in a span of 1:24 in the second period to tie the game. Nico Sturm made his playoff debut in Game 3 and scored his first career NHL goal in Game 4. He became the second player in Wild history to score his first NHL goal in the playoffs. Bo Horvat forced the overtime with his goal at 14:14 of the third period. Christopher Tanev netted the overtime winner just 11 seconds into the extra session. Eric Staal led the Wild with five points (1-4=5) in four games and Fiala (3-1=4) and Spurgeon (2-2=4) ranked tied for second with four points each. Stalock stopped 104-of-116 shots faced for a 3.03 GAA, a .897 SV% and one shutout. Hughes led the Canucks with six points (1-5=6). Horvat (2-2=4), Elias Pettersson (1-3=4) and Tanev (1-3=4) each tallied four points. Jacob Markstrom stopped 112-of-121 shots faced for a 2.27 GAA, a .926 SV% and one shutout in four starts.





2018 PLAYOFF STATISTICS

#	POS	PLAYER	GP	TOI/G	G	A	PTS	+/-	PIM	PPG	SHG	GWG	SOG	SH%
9	C	Mikko Koivu	5	18:09	0	4	4	-2	2	0	0	0	13	0.0
64	RW	Mikael Granlund	5	18:24	1	2	3	-1	0	1	0	0	6	16.7
11	LW	Zach Parise	3	16:55	3	0	3	0	2	2	0	0	5	60.0
25	D	Jonas Brodin	5	24:42	0	2	2	-3	2	0	0	0	9	0.0
7	C	Matt Cullen	5	11:18	1	1	2	-3	2	0	0	0	4	25.0
24	D	Matt Dumba	5	26:58	1	1	2	-4	4	0	0	1	10	10.0
18	LW	Jordan Greenway	5	14:12	1	1	2	2	0	0	0	0	3	33.3
36	D	Nick Seeler	5	17:23	0	2	2	1	7	0	0	0	5	0.0
12	C	Eric Staal	5	18:24	1	1	2	-3	2	0	0	0	14	7.1
14	C	Joel Eriksson Ek	5	12:46	0	1	1	0	0	0	0	0	10	0.0
17	LW	Marcus Foligno	5	10:43	1	0	1	-2	16	0	0	0	4	25.0
39	D	Nate Prosser	5	14:00	0	1	1	-1	14	0	0	0	2	0.0
46	D	Jared Spurgeon	5	21:48	0	1	1	-4	0	0	0	0	3	0.0
26	LW	Daniel Winnik	5	13:30	0	1	1	0	5	0	0	0	6	0.0
3	C	Charlie Coyle	5	14:06	0	0	0	-3	2	0	0	0	10	0.0
63	LW	Tyler Ennis	1	7:14	0	0	0	-1	0	0	0	0	1	0.0
6	D	Ryan Murphy	1	16:37	0	0	0	0	0	0	0	0	2	0.0
22	RW	Nino Niederreiter	5	15:58	0	0	0	-4	0	0	0	0	9	0.0
37	C	Kyle Rau	1	10:05	0	0	0	-1	0	0	0	0	0	0.0
60	D	Carson Soucy	4	13:33	0	0	0	-3	0	0	0	0	2	0.0
16	LW	Jason Zucker	5	16:26	0	0	0	-4	0	0	0	0	8	0.0
#	GOALTENDER		GP	GS	W	L	SA	SV	SV%	GA	GAA	SO	MIN	PIM
40	Devan Dubnyk		5	5	1	4	152	138	0.908	14	3.39	0	248	0
32	Alex Stalock		1	0	0	0	16	15	0.938	1	1.25	0	48	0



2018 PLAYOFF RESULTS



2018 WESTERN CONFERENCE QUARTERFINAL																	
#4 MINNESOTA WILD VS. #2 WINNIPEG JETS																	
Wild loses series, 4-1 (Wild 1-1 at Xcel Energy Center, 0-3 at Winnipeg)																	
DATE	OPP.	Scoring By Period					Shots By Period					Power Plays	Penalties/ Minutes	Game-Winning Goal	Goalie (Saves-Shots)	Attn.	
		1	2	3	OT	F	1	2	3	OT	T						
G1	MIN	0	0	2	—	2	4	12	4	—	20	0-1	2-4			Dubnyk (37-40)	
4/11	WPG	0	1	2	—	3	13	8	19	—	40	1-2	1-2	Morrow (1)		Hellebuyck (18-20)	*15,321
G2	MIN	0	0	1	—	1	9	5	3	—	17	1-4	9-40			Dubnyk (40-44)	
4/13	WPG	0	1	3	—	4	13	14	17	—	44	0-2	10-42	Stastny (1)		Hellebuyck (16-17)	*15,321
G3	WPG	1	1	0	—	2	7	12	12	—	31	1-5	3-6	HELLEBUYCK (16-22); Mason (7-7)			
4/15	MIN	2	4	0	—	6	13	9	7	—	29	2-3	5-10	Dumba (1)		Dubnyk (29-31)	*19,175
G4	WPG	1	0	1	—	2	7	12	9	—	28	0-1	2-4	Scheifele (1)		Hellebuyck (30-30)	
4/17	MIN	0	0	0	—	0	11	10	9	—	30	0-2	1-2			Dubnyk (26-27)	*19,277
G5	MIN	0	0	0	—	0	9	10	11	—	30	0-3	2-4	DUBNYK (6-10); Stalock (15-16)			
4/20	WPG	4	0	1	—	5	13	7	6	—	26	1-2	3-6	Trouba (1)		Hellebuyck (30-30)	*15,321
TOTALS	Scoring By Period					Shots By Period					Power Plays (Percentage)	Penalties/ Minutes	Goaltenders (Record, Saves-Shots)				
	1	2	3	OT	F	1	2	3	OT	T							
	WPG	6	3	7	—	16	53	53	63	—			169	3-13 (23.1)	19-60	Hellebuyck (4-1,110-119); Mason (0-0, 7-7)	
MIN	2	4	3	—	9	46	46	34	—	126	3-13 (23.1)	19-60	Dubnyk (1-4, 138-152); Stalock (0-0, 15-16)				

SERIES NOTES

The Wild extended its franchise record streak by advancing to the Stanley Cup Playoffs for the sixth consecutive season as Minnesota and Winnipeg met for the first time in the postseason. Minnesota was one of three NHL teams to make the playoffs in each of the last six seasons, joining Anaheim and Pittsburgh (2013-18). The Wild took a 2-1 lead early in the third period of Game 1 on goals from Matt Cullen and Zach Parise, but the Jets responded with third period goals from Patrik Laine and Joe Morrow to claim a 3-2 win. Winnipeg scored the first four goals in Game 2 to claim a 4-1 win. Parise scored for Minnesota in the third period and the teams combined for 76 PIM in the third period. Six different players scored for the Wild in Game 3 to lead the team to a 6-2 win at Xcel Energy Center. Blake Wheeler opened the scoring before Minnesota responded with three straight goals. Parise scored a goal for the third consecutive game, but suffered a fractured sternum in Game 3 and missed the remainder of the series. Mark Scheifele scored both goals in the Jets 2-0 victory in Game 4, tallying a PPG with 28 seconds remaining in the first period and an empty-net tally with 12 seconds remaining in the contest. The Jets scored four times in the first period of Game 5 and earned a 5-0 series-clinching win. Winnipeg outshot Minnesota, 169-126, in the series and both teams went 3-for-13 on the power play. Mikko Koivu led the Wild in scoring with four assists. Parise (3-0=0) and Mikael Granlund (1-2=3) recorded three points each. Devan Dubnyk stopped 138-of-152 shots faced for a 3.39 GAA and a .908 SV%. Scheifele (4-1=5) and Dustin Byfuglien (0-5=5) led the Jets in scoring with five points each. Laine (2-2=4), Paul Stastny (1-3=4) and Wheeler (1-3=4) added four points each. Connor Hellebuyck stopped 110-of-119 shots faced for a 1.94 GAA, a .924 SV% and two shutouts in the series.





2017 PLAYOFF STATISTICS

#	POS	PLAYER	GP	TOI/G	G	A	PTS	+/-	PIM	PPG	SHG	GWG	SOG	SH%
11	LW	Zach Parise	5	19:27	2	1	3	-4	8	1	0	0	19	10.5
20	D	Ryan Suter	5	29:06	1	2	3	-3	10	1	0	0	15	6.7
3	C	Charlie Coyle	5	17:11	2	0	2	-1	2	0	0	1	14	14.3
64	C	Mikael Granlund	5	20:32	0	2	2	0	2	0	0	0	10	0.0
9	C	Mikko Koivu	5	20:09	1	1	2	-1	0	1	0	0	6	16.7
25	D	Jonas Brodin	5	19:00	0	1	1	-3	0	0	0	0	5	0.0
19	C	Martin Hanzal	5	18:44	1	0	1	-2	0	0	0	0	10	10.0
56	C	Erik Haula	4	15:24	0	1	1	-2	0	0	0	0	9	0.0
22	RW	Nino Niederreiter	5	15:58	0	1	1	-2	2	0	0	0	7	0.0
29	RW	Jason Pominville	5	14:05	0	1	1	1	0	0	0	0	11	0.0
39	D	Nate Prosser	3	9:47	0	1	1	0	2	0	0	0	4	0.0
46	D	Jared Spurgeon	5	25:20	0	1	1	-1	0	0	0	0	13	0.0
12	C	Eric Staal	5	18:54	0	1	1	-1	0	0	0	0	12	0.0
16	LW	Jason Zucker	5	17:15	1	0	1	-1	2	0	0	0	20	5.0
24	D	Matt Dumba	5	23:53	0	0	0	-1	2	0	0	0	7	0.0
14	C	Joel Eriksson Ek	3	7:34	0	0	0	0	0	0	0	0	5	0.0
5	D	Christian Folin	2	11:23	0	0	0	-2	2	0	0	0	1	0.0
6	D	Marco Scandella	5	22:55	0	0	0	-1	2	0	0	0	10	0.0
7	RW	Chris Stewart	5	7:50	0	0	0	0	0	0	0	0	2	0.0
21	RW	Ryan White	3	7:04	0	0	0	0	4	0	0	0	2	0.0

#	GOALTENDER	GP	GS	W	L	SA	SV	SV%	GA	GAA	SO	MIN	PIM
40	Devan Dubnyk	5	5	1	4	133	123	0.925	10	1.86	1	322	0



2017 PLAYOFF RESULTS



2017 WESTERN CONFERENCE QUARTERFINAL #2 MINNESOTA WILD VS. #5 ST. LOUIS BLUES Wild loses series, 4-1 (Wild 0-3 at Xcel Energy Center, 1-1 at St. Louis)

DATE	OPP.	Scoring By Period	Shots By Period	Power Plays	Penalties/ Minutes	Game-Winning Goal	Goalie (Saves-Shots)	Attn.
G1	STL	0 1 0 1 2	9 6 6 5 26	0-4	3-6	Edmundson (1)	Allen (51-52)	
4/12	MIN	0 0 1 0 1	10 16 18 8 52	0-3	4-8		Dubnyk (24-26)	*19,168
G2	STL	0 1 1 - 2	5 11 6 - 22	0-2	4-8	Schwartz (1)	Allen (23-24)	
4/14	MIN	0 1 0 - 1	9 8 7 - 24	1-3	3-6		Dubnyk (20-22)	*19,404
G3	MIN	0 1 0 - 1	9 13 19 - 41	0-4	4-8		Dubnyk (28-30)	
4/16	STL	1 1 1 - 3	15 8 8 - 31	1-3	5-10	Schwartz (2)	Allen (40-41)	*19,334
G4	MIN	1 1 0 - 2	11 10 7 - 28	0-2	3-6	Coyle (1)	Dubnyk (28-28)	
4/19	STL	0 0 0 - 0	4 12 12 - 28	0-2	3-6		Allen (26-28)	*19,791
G5	STL	2 0 1 1 4	12 7 5 3 27	0-4	7-14	Paajarvi (1)	Allen (34-37)	
4/22	MIN	1 0 2 0 3	9 13 13 2 37	2-6	5-10		Dubnyk (23-27)	*19,228
TOTALS		Scoring By Period	Shots By Period	Power Plays (Percentage)	Penalties/ Minutes	Goaltenders (Record, Saves-Shots)		
	STL	3 3 3 2 11	45 44 37 8 134	1-15 (6.7)	22-44	Allen (4-1, 174-182)		
	MIN	2 3 3 0 8	48 60 64 10 182	3-18 (16.7)	19-38	Dubnyk (1-4, 123-133)		

SERIES NOTES

The Wild advanced to the Stanley Cup Playoffs for the fifth consecutive year. Minnesota and St. Louis met for the second time in the Stanley Cup Playoffs. The Wild defeated St. Louis in six games in the first round of the 2015 Stanley Cup Playoffs. The Wild began a series at Xcel Energy Center for the third time in franchise history, the first since the 2008 Western Conference Quarterfinal. Minnesota registered 52 shots on goal in Game 1 – the most shots on goal during any game in team history, regular-season or playoffs – but Joel Edmundson scored 17:48 into overtime to lift the Blues to a 2-1 OT victory in Saint Paul. Jaden Schwartz scored with 2:27 left in regulation to lead the Blues to a 2-1 victory in Game 2. The series shifted to St. Louis in Game 3, where Alexander Steen secured the 3-1 win with an empty-net goal for the Blues. Devan Dubnyk posted a 28-save shutout as the Wild claimed a 2-0 Game 4 victory. The series ended after Magnus Paajarvi scored 9:42 into overtime to lift the Blues to a 4-3 overtime win in Game 5 at Xcel Energy Center. The Wild outshot the Blues in the series, 182-134. Minnesota killed 14-of-15 power-play opportunities in the series, while scoring three goals on 18 power-play chances. Jake Allen allowed eight goals in five games, recording a 1.47 GAA and .956 SV%, while Devan Dubnyk registered a 1.86 GAA and a .925 SV%. Jaden Schwartz led the series with five points (2-3=5), while Alexander Steen posted four points (2-2=4). Zach Parise (2-1=3) and Ryan Suter (1-2=3) led the Wild in scoring, while Parise and Charlie Coyle led the team with two goals each.



#	POS	PLAYER	GP	TOI/G	G	A	PTS	+/-	PIM	PPG	SHG	GWG	SOG	SH%
29	RW	Jason Pominville	6	15:56	4	3	7	0	6	0	0	0	16	25.0
22	RW	Nino Niederreiter	6	15:26	1	5	6	1	4	0	0	0	19	5.3
9	C	Mikko Koivu	6	21:29	3	2	5	0	2	1	0	2	14	21.4
46	D	Jared Spurgeon	6	26:00	2	3	5	1	4	2	0	0	10	20.0
56	C	Erik Haula	5	18:15	1	3	4	0	2	0	0	0	11	9.1
25	D	Jonas Brodin	6	20:36	1	2	3	3	0	0	0	0	1	100.0
64	C	Mikael Granlund	6	22:22	1	2	3	-2	0	0	0	0	22	4.5
20	D	Ryan Suter	6	29:17	0	3	3	3	4	0	0	0	10	0.0
3	C	Charlie Coyle	6	18:50	1	1	2	-4	6	0	0	0	13	7.7
24	D	Matt Dumba	6	14:31	0	2	2	-2	6	0	0	0	5	0.0
16	LW	Jason Zucker	6	13:56	0	2	2	-4	2	0	0	0	3	0.0
12	RW	David Jones	6	12:54	0	1	1	0	0	0	0	0	3	0.0
7	LW	Chris Porter	6	10:14	1	0	1	0	0	0	0	0	4	25.0
39	D	Nate Prosser	6	11:54	0	1	1	-6	0	0	0	0	2	0.0
6	D	Marco Scandella	6	19:34	1	0	1	-7	4	1	0	0	12	8.3
10	C	Jordan Schroeder	2	11:33	1	0	1	-1	0	0	0	0	2	50.0
18	LW	Ryan Carter	2	10:04	0	0	0	-1	10	0	0	0	1	0.0
27	C	Zac Dalpe	3	8:09	0	0	0	-1	0	0	0	0	0	0.0
14	RW	Justin Fontaine	4	13:21	0	0	0	-1	0	0	0	0	4	0.0
63	RW	Kurtis Gabriel	4	5:25	0	0	0	0	0	0	0	0	2	0.0
19	C	Jarret Stoll	4	9:07	0	0	0	-1	4	0	0	0	2	0.0

#	GOALTENDER	GP	GS	W	L	SA	SV	SV%	GA	GAA	SO	MIN	PIM
40	Devan Dubnyk	6	6	2	4	163	143	0.877	20	3.34	0	359	0



2016 WESTERN CONFERENCE QUARTERFINAL																
#8 MINNESOTA WILD VS. #1 DALLAS STARS																
Wild loses series, 4-2 (Wild 1-2 at Xcel Energy Center, 1-2 at Dallas)																
		Scoring By Period					Shots By Period					Power	Penalties/	Game-Winning	Goalie	
DATE	OPP.	1	2	3	OT	F	1	2	3	OT	T	Plays	Minutes	Goal	(Saves-Shots)	Attn.
G1	MIN	0	0	0	—	0	2	11	9	—	22	0-2	6-12		Dubnyk (28-31)	
4/14	DAL	0	2	2	—	4	14	8	10	—	32	1-6	2-4	Faksa (1)	Lehtonen (22-22)	*18,532
G2	MIN	0	0	1	—	1	7	11	8	—	26	1-5	6-20		Dubnyk (26-28)	
4/16	DAL	0	1	1	—	2	14	10	4	—	28	0-5	5-10	Ja. Benn (1)	Lehtonen (25-26)	*18,988
G3	DAL	2	0	1	—	3	6	4	7	—	17	0-2	3-6		Lehtonen (20-24)	
4/18	MIN	1	2	2	—	5	10	8	7	—	25	1-2	3-6	Koivu (1)	Dubnyk (14-17)	*19,038
G4	DAL	0	3	0	—	3	10	10	2	—	22	2-2	4-10	Spezza (1)	Niemi (28-30)	
4/20	MIN	0	2	0	—	2	9	7	14	—	30	0-3	3-6		Dubnyk (19-22)	*19,080
G5	MIN	2	0	2	1	5	7	10	5	2	24	0-0	3-6	Koivu (2)	Dubnyk (37-41)	
4/22	DAL	1	0	3	0	4	12	11	15	3	41	0-2	1-2		Niemi (19-24)	*18,889
G6	DAL	3	1	1	—	5	13	5	6	—	24	1-2	4-8	Goligoski (1)	Lehtonen (25-29)	
4/24	MIN	0	0	4	—	4	6	7	16	—	29	2-4	2-4		Dubnyk (19-24)	*19,310
		Scoring By Period					Shots By Period					Power Plays	Penalties/	Goaltenders		
TOTALS		1	2	3	OT	F	1	2	3	OT	T	(Percentage)	Minutes		(Record, Saves-Shots)	
	DAL	6	7	8	0	21	69	48	44	3	164	4-19 (21.1)	19-40	Lehtonen (3-1, 92-101); Niemi (1-1, 47-54)		
	MIN	3	4	9	1	17	41	54	59	2	156	4-16 (25.0)	23-54	Dubnyk (2-4, 143-163)		

SERIES NOTES

Minnesota faced the Dallas Stars for the first time in the Stanley Cup Playoffs. The meeting marked the fourth straight postseason Minnesota played the Central Division champion in the opening round. After posting a shutout win in Game 1 and extending its series lead to 2-0 after the first pair of games in Dallas, the Stars scored twice in the first 4:10 of Game 3 in Saint Paul before Minnesota earned a comeback victory. Dallas claimed a Game 4 win in Minnesota before Mikko Koivu scored an overtime goal to help Minnesota to a Game 5 victory in Dallas. The Stars opened Game 6 with four goals before Minnesota scored four times in the third period, but Alex Goligoski's marker served as the series-winner in Saint Paul. Jason Pominville led Minnesota in points and tied for the series lead in goals (4-3=7), including a three-point performance (2-1=3) in the Game 3 victory. Nino Niederreiter led the Wild in assists and ranked second on the club with six points (1-5=6) — all tallied in a four-game streak to end the series. Devan Dubnyk set the Wild franchise record for all-time playoff games and starts with his 12th contest in Game 2 before stopping a career-high 37 shots on a career-high 41 shots faced in Game 5 — becoming Minnesota's franchise record holder for most career playoff wins with his sixth victory. Jamie Benn led the series in points and assists (4-6=10) and tied for most goals alongside his teammate Jason Spezza, who ranked second in the series with nine points (4-5=9). Kari Lehtonen led Dallas with a 3-1 record in four games played, including the series-clinching Game 6 victory, while Antti Niemi posted a 1-1 record after starting Games 4 and 5.





2015 PLAYOFF STATISTICS

#	POS	PLAYER	GP	TOI/G	G	A	PTS	+/-	PIM	PPG	SHG	GWG	SOG	SH%
11	LW	Zach Parise	10	18:53	4	6	10	0	4	1	1	0	20	20.0
64	C	Mikael Granlund	10	17:50	2	4	6	2	0	0	0	1	18	11.1
29	RW	Jason Pominville	10	17:29	3	3	6	-1	0	2	0	1	33	9.1
22	RW	Nino Niederreiter	10	15:06	4	1	5	-2	10	0	0	1	19	21.1
55	D	Matt Dumba	10	16:05	2	2	4	-1	2	2	0	0	15	13.3
9	C	Mikko Koivu	10	18:13	1	3	4	-4	2	1	0	0	14	7.1
46	D	Jared Spurgeon	10	21:20	1	3	4	0	4	1	0	0	11	9.1
26	LW	Thomas Vanek	10	14:12	0	4	4	-7	2	0	0	0	19	0.0
6	D	Marco Scandella	10	20:44	2	1	3	4	0	0	0	0	17	11.8
20	D	Ryan Suter	10	26:59	0	3	3	-8	0	0	0	0	13	0.0
16	LW	Jason Zucker	10	14:11	2	1	3	-1	2	0	0	0	21	9.5
24	LW	Matt Cooke	7	11:08	0	2	2	1	4	0	0	0	8	0.0
3	C	Charlie Coyle	10	14:22	1	1	2	-3	0	0	0	0	14	7.1
14	RW	Justin Fontaine	6	10:45	1	1	2	0	2	0	0	1	4	25.0
44	RW	Chris Stewart	8	15:59	0	2	2	-3	2	0	0	0	9	0.0
56	LW	Erik Haula	2	10:59	1	0	1	1	0	0	0	0	4	25.0
23	LW	Sean Bergenheim	3	10:09	0	0	0	-2	0	0	0	0	1	0.0
25	D	Jonas Brodin	10	21:53	0	0	0	-2	0	0	0	0	3	0.0
21	C	Kyle Brodziak	10	12:30	0	0	0	-3	2	0	0	0	12	0.0
18	C	Ryan Carter	1	6:18	0	0	0	0	0	0	0	0	0	0.0
33	D	Jordan Leopold	9	12:00	0	0	0	-3	0	0	0	0	7	0.0
39	D	Nate Prosser	1	4:02	0	0	0	-1	2	0	0	0	0	0.0
10	C	Jordan Schroeder	3	11:14	0	0	0	0	0	0	0	0	5	0.0

#	GOALTENDER	GP	GS	W	L	SA	SV	SV%	GA	GAA	SO	MIN	PIM
40	Devan Dubnyk	10	10	4	6	260	236	0.908	24	2.53	1	570	0
35	Darcy Kuemper	1	0	0	0	9	9	1.000	0	0	0	23	0



2015 PLAYOFF RESULTS



2015 WESTERN CONFERENCE QUARTERFINAL #6 MINNESOTA WILD VS. #2 ST. LOUIS BLUES Wild wins series, 4-2 (Wild 2-1 at Xcel Energy Center, 2-1 at St. Louis)

DATE	OPP.	Scoring By Period	Shots By Period	Power Plays	Penalties/ Minutes	Game-Winning Goal	Goalie (Saves-Shots)	Attn.
G1	MIN	1 2 3 OT F	1 2 3 OT T	2-4	2-4	Granlund (1)	Dubnyk (19-21)	
4/16	STL	0 0 2 - 2	7 4 10 - 21	0-2	5-18		Allen (25-27)	*19,671
G2	MIN	0 0 1 - 1	7 10 8 - 25	0-1	3-6		Dubnyk (23-26)	
4/18	STL	2 0 2 - 4	9 10 8 - 27	1-3	1-2	Tarasenko(1)	Allen (24-25)	*19,243
G3	STL	0 0 0 - 0	4 6 7 - 17	0-0	4-16		Allen (21-23)	
4/20	MIN	0 2 1 - 3	9 11 4 - 24	0-3	0-0	Pominville (1)	Dubnyk (17-17)	*19,165
G4	STL	3 3 0 - 6	10 8 8 - 26	0-2	1-2	Tarasenko (2)	Allen (17-18)	
4/22	MIN	0 1 0 - 1	4 6 8 - 18	1-1	2-4	DUBNYK (11-17); Kuemper (9-9)	Dubnyk (36-37)	*19,390
G5	MIN	1 2 1 - 4	3 13 3 - 19	1-2	3-6	Niederreiter (1)	Dubnyk (36-37)	
4/24	STL	1 0 0 - 1	12 6 19 - 37	1-2	3-6		Allen (15-19)	*19,653
G6	STL	0 1 0 - 1	4 15 12 - 31	0-2	2-4		ALLEN (11-13); Elliott (6-7)	
4/26	MIN	1 1 2 - 4	10 7 4 - 21	0-1	3-6	Fontaine (1)	Dubnyk (30-31)	*19,318
TOTALS		Scoring By Period	Shots By Period	Power Plays (Percentage)	Penalties/ Minutes		Goaltenders (Record, Saves-Shots)	
	STL	6 4 4 - 14	46 49 64 - 159	2-11 (18.2)	16-48		Allen (2-4, 113-125); Elliott (0-0, 6-7)	
	MIN	3 7 7 - 17	40 61 35 - 136	4-12 (33.3)	13-26		Dubnyk (4-2, 136-196); Kuemper (0-0, 9-9)	

SERIES NOTES

For the first time in franchise history, Minnesota clinched a playoff series with a home-ice victory, defeating the St. Louis Blues in Game 6 of the first-round series at Xcel Energy Center. The win also marked the first time Minnesota won a playoff series in fewer than seven games, with its three previous series-clinching victories coming on the road in a Game 7. Zach Parise led the Wild with seven points (3-4=7) in the series, while his linemates Jason Pominville (2-3=5) and Mikael Granlund (1-4=5) ranked T-2nd with five points each. Nino Niederreiter scored three goals in the series to tie Parise for the team lead and ranked fourth on the Wild with four points during the series. Niederreiter scored the winner in Game 5 to become the Wild's all-time leader in playoff GWG (3). In his first NHL postseason, Devan Dubnyk recorded a 2.32 GAA and .913 SV% while going 4-2 in the series, including a 17-save shutout in Game 3. Over the six-game series, the Wild posted a 33.3 percent success rating on the power play (4-of-12) and added one shorthanded goal (Parise). St. Louis defenseman Kevin Shattenkirk led the series with eight points (0-8=8), while Vladimir Tarasenko totaled seven points (6-1=7), including a Game 2 hat trick. Jake Allen went 2-4 for the Blues, posting a 2.20 GAA and a .904 SV%. The Wild led the Blues in both hits (149 to 134) and blocked shots (102 to 79) in the series.

2015 WESTERN CONFERENCE SEMIFINAL #6 MINNESOTA WILD VS. #4 CHICAGO BLACKHAWKS Wild loses series, 4-0 (Wild 0-2 at Xcel Energy Center, 0-2 at Chicago)

DATE	OPP.	Scoring By Period	Shots By Period	Power Plays	Penalties/ Minutes	Game-Winning Goal	Goalie (Saves-Shots)	Attn.
G1	MIN	0 3 0 - 3	13 12 8 - 33	1-3	1-2		Dubnyk (31-35)	
5/1	CHI	3 1 0 - 4	8 12 15 - 35	0-1	3-6	Teravainen (1)	Crawford (30-33)	*21,851
G2	MIN	0 0 1 - 1	6 10 15 - 31	1-2	2-4		Dubnyk (27-30)	
5/3	CHI	0 2 2 - 4	9 12 10 - 31	0-2	2-4	Kane (1)	Crawford (30-31)	*21,934
G3	CHI	1 0 0 - 1	9 9 4 - 22	1-1	3-6		Crawford (30-30)	
5/5	MIN	0 0 0 - 0	8 12 10 - 30	0-3	1-2	Kane (2)	Dubnyk (21-22)	*19,349
G4	CHI	1 1 2 - 4	8 10 7 - 25	1-2	3-6		Crawford (34-37)	
5/7	MIN	0 1 2 - 3	8 18 11 - 37	1-3	2-4	Hossa (1)	Dubnyk (21-24)	*19,163
TOTALS		Scoring By Period	Shots By Period	Power Plays (Percentage)	Penalties/ Minutes		Goaltenders (Record, Saves-Shots)	
	CHI	5 4 4 - 13	34 43 36 - 113	2-6 (33.3)	11-22		Crawford (4-0, 124-131)	
	MIN	0 4 3 - 7	35 52 44 - 131	3-11 (27.3)	6-12		Dubnyk (0-4, 100-111)	

SERIES NOTES

For the first time in team history, Minnesota advanced to the second round of the Stanley Cup Playoffs in back-to-back seasons. The Blackhawks earned a series sweep en route to the 2015 Stanley Cup Championship. With three points (1-2=3) in the series, Zach Parise became the Wild's all-time playoff points leader, totaling 25 points (9-16=25) in 33 playoff games with Minnesota. Defenseman Matt Dumba, playing in his first NHL postseason, tied Parise as the Wild's leaders in points during the series (1-2=3). Devan Dubnyk posted a 2.82 GAA and .901 SV% in the series. Patrick Kane led the series in both goals and points (5-1=6), while Patrick Sharp ranked second on the Blackhawks with four points (1-3=4). Corey Crawford went 4-0 in net, posting a 1.75 GAA and a .947 SV% during the series, including a 30-save shutout in Game 3. Minnesota outshot Chicago, 122-90, while each team registered 54 blocked shots in the series.

#	POS	PLAYER	GP	TOI/G	G	A	PTS	+/-	PIM	PPG	SHG	GWG	SOG	SH%
11	LW	Zach Parise	13	20:28	4	10	14	-3	6	2	0	1	49	8.2
29	RW	Jason Pominville	13	18:15	2	7	9	-3	0	0	0	0	32	6.3
64	C	Mikael Granlund	13	18:01	4	3	7	3	2	0	0	1	35	11.4
56	C	Erik Haula	13	14:12	4	3	7	2	0	0	0	1	29	13.8
3	C	Charlie Coyle	13	17:50	3	4	7	-2	6	1	0	1	23	13.0
20	D	Ryan Suter	13	29:13	1	6	7	-5	4	1	0	0	29	3.4
9	C	Mikko Koivu	13	20:31	1	6	7	-4	10	0	0	0	30	3.3
46	D	Jared Spurgeon	13	24:03	3	3	6	0	2	1	0	0	22	13.6
22	RW	Nino Niederreiter	13	14:39	3	3	6	0	8	0	0	2	22	13.6
21	C	Kyle Brodziak	12	13:15	3	3	6	-2	2	0	0	0	15	20.0
15	LW	Dany Heatley	11	11:32	1	5	6	6	4	0	0	0	9	11.1
6	D	Marco Scandella	13	21:28	2	1	3	4	0	0	1	0	20	10.0
4	D	Clayton Stoner	13	12:16	1	2	3	2	26	0	0	0	13	7.7
26	LW	Matt Moulson	10	14:59	1	2	3	0	4	0	0	0	21	4.8
24	LW	Matt Cooke	6	15:59	0	3	3	1	8	0	0	0	4	0.0
14	RW	Justin Fontaine	9	11:06	1	1	2	0	2	0	0	0	13	7.7
25	D	Jonas Brodin	13	23:37	0	2	2	3	12	0	0	0	11	0.0
8	C	Cody McCormick	13	8:16	1	0	1	1	14	0	0	0	6	16.7
39	D	Nate Prosser	10	12:31	0	0	0	2	12	0	0	0	7	0.0
2	D	Keith Ballard	3	10:44	0	0	0	-2	0	0	0	0	2	0.0
19	LW	Stephane Veilleux	4	7:17	0	0	0	1	4	0	0	0	4	0.0
#	GOALTENDER		GP	GS	W	L	SA	SV	SV%	GA	GAA	SO	MIN	PIM
37	Darcy Kuemper		6	5	3	1	127	116	0.913	11	2.03	1	325	0
30	Ilya Bryzgalov		9	8	3	6	182	161	0.885	21	2.63	1	479	0



2014 WESTERN CONFERENCE QUARTERFINAL																
#7 MINNESOTA WILD VS. #2 COLORADO AVALANCHE																
Wild wins series, 4-3 (Wild 3-0 at Xcel Energy Center, 1-3 at Colorado)																
		Scoring By Period					Shots By Period					Power	Penalties/	Game-Winning	Goalie	
DATE	OPP.	1	2	3	OT	F	1	2	3	OT	T	Plays	Minutes	Goal	(Saves-Shots)	Attn
G1	MIN	1	3	0	0	4	7	12	11	3	33	1-2	5-12		Bryzgalov (26-31)	
4/17	COL	1	1	2	1	5	8	6	14	3	31	0-4	5-10	Stastny (1)	Varlamov (29-33)	*18,074
G2	MIN	1	0	1	—	2	10	9	13	—	32	0-3	4-16		BRYZGALOV (11-14); Kuemper (14-14)	
4/19	COL	1	2	1	—	4	11	9	9	—	29	1-3	4-16	Landeskog(1)	Varlamov (30-32)	*18,402
G3	COL	0	0	0	0	0	8	7	5	2	22	0-4	7-14		Varlamov (45-46)	
4/21	MIN	0	0	0	1	1	22	9	13	2	46	0-3	8-16	Granlund (1)	Kuemper (22-22)	*19,221
G4	COL	0	1	0	—	1	3	4	5	—	12	0-4	4-8		Varlamov (30-32)	
4/24	MIN	1	1	0	—	2	14	11	7	—	32	1-4	4-8	Coyle (1)	Kuemper (11-12)	*19,396
G5	MIN	0	1	2	0	3	11	9	10	2	32	0-3	4-8		Kuemper (31-35)	
4/26	COL	0	2	1	1	4	8	12	12	3	35	0-3	4-8	MacKinnon (1)	Varlamov (29-32)	*18,418
G6	COL	1	1	0	—	2	6	14	3	—	23	1-4	8-32		Varlamov (18-21)	
4/28	MIN	2	0	3	—	5	9	6	8	—	23	1-3	9-34	Parise (1)	Kuemper (21-23)	*19,314
G7	MIN	1	1	2	1	5	12	8	10	5	35	0-3	3-6	Niederreiter (1)	Kuemper (17-21); BRYZGALOV (1-1)	
4/30	COL	2	0	2	0	4	9	5	7	1	22	1-3	3-6		Varlamov (30-35)	*18,511
		Scoring By Period					Shots By Period					Power Plays	Penalties/		Goaltenders	
TOTALS		1	2	3	OT	F	1	2	3	OT	T	(Percentage)	Minutes		(Record, Saves-Shots)	
	COL	5	7	6	2	20	53	57	55	9	174	3-25 (12.0)	35-94		Varlamov (3-4, 211-231)	
	MIN	6	6	8	2	22	85	64	72	12	233	3-21 (14.3)	37-92	Bryzgalov (1-2, 38-46); Kuemper (3-1, 116-127)		

SERIES NOTES

With a 5-4 overtime victory in Game 7, the Wild became the first team in NHL history to record four score-tying goals in a Game 7 (Elias Sports Bureau). Nino Niederreiter scored two goals, including the winner 5:02 into overtime, and added an assist in Game 7 – the fourth-youngest player to ever net a total three points in a Game 7. Zach Parise led the Wild with 10 points (3-7=10) against the Avalanche, a career high for points in a series. He set a playoff career high and a Wild playoff single-game record with four points (2-2=4) in Game 6. Parise also set a franchise record for fastest goal to start a playoff game, scoring 49 seconds into Game 6 and tallied the game winner. Before being held pointless in Game 7, he had a career-best six-game playoff point streak. Darcy Kuemper went 3-1 in five starts posting a 2.03 GAA and a .913 SV%. Ilya Bryzgalov went 1-2 in two starts with a 3.72 GAA and a 4.25 GAA. Bryzgalov earned the Game 7 win by stopping the only shot he faced (in overtime) in relief of Kuemper, who left the game with 8:13 left in regulation. Kuemper stopped all 22 shots in Game 3 to become the first Wild goalie to record a playoff shutout. Mikael Granlund earned his first career playoff point by scoring the overtime winner in Game 3, becoming only the fifth NHL player in the last 75 years to score his first career playoff goal in a 1-0 overtime game. Nathan MacKinnon (2-8=10) and Paul Stastny (5-5=10) led the Avalanche in scoring with 10 points each. Semyon Varlamov posted a 2.78 GAA and a .913 SV% in seven starts. The Wild outshot the Avalanche 233-174 and outit Colorado 194-188 in the series.

2014 WESTERN CONFERENCE SEMIFINAL																
#7 MINNESOTA WILD VS. #5 CHICAGO BLACKHAWKS																
Wild loses series, 4-2 (Wild 2-1 at Xcel Energy Center, 0-3 at Chicago)																
DATE	OPP.	Scoring By Period					Shots By Period					Power	Penalties/	Game-Winning	Goalie	Attn
		1	2	3	OT	F	1	2	3	OT	T	Plays	Minutes	Goal	(Saves-Shots)	
G1	MIN	0	0	2	—	2	8	17	7	—	32	0-3	3-8		Bryzgalov (17-21)	
5/2	CHI	1	1	3	—	5	13	3	6	—	22	2-4	3-6	Kane (2)	Crawford (30-32)	*22,116
G2	MIN	0	0	1	—	1	2	13	4	—	19	0-1	2-4		Bryzgalov (18-21)	
5/4	CHI	1	1	2	—	4	7	8	7	—	22	0-2	1-2	Saad (1)	Crawford (18-19)	*22,018
G3	CHI	0	0	0	—	0	7	8	4	—	19	0-2	4-8		Crawford (14-17)	
5/6	MIN	0	0	4	—	4	5	5	8	—	18	1-4	2-4	Haula (1)	Bryzgalov (19-19)	*19,416
G4	CHI	1	1	0	—	2	4	9	7	—	20	0-2	5-10		Crawford (27-31)	
5/9	MIN	1	2	1	—	4	7	18	6	—	31	1-5	2-4	Niederreiter (2)	Bryzgalov (18-20)	*19,405
G5	MIN	1	0	0	—	1	8	6	14	—	28	0-1	2-4		Bryzgalov (26-28)	
5/11	CHI	0	1	1	—	2	6	15	7	—	28	1-2	1-2	Toews (4)	Crawford (27-28)	*22,016
G6	CHI	1	0	0	1	2	8	8	6	5	27	0-1	3-6	Kane (3)	Crawford (34-35)	
5/13	MIN	0	1	0	0	1	9	14	7	5	35	0-3	1-2		Bryzgalov (25-27)	*19,396
TOTALS		Scoring By Period					Shots By Period					Power Plays	Penalties/		Goaltenders	
		1	2	3	OT	F	1	2	3	OT	T	(Percentage)	Minutes		(Record, Saves-Shots)	
	CHI	4	4	6	1	15	45	51	37	5	138	3-13 (23.1)	17-34		Crawford (4-2, 150-162)	
	MIN	2	3	8	0	13	39	73	46	5	163	2-17 (11.8)	12-26		Bryzgalov (2-4, 123-136)	

SERIES NOTES

Minnesota advanced to the second round of the Stanley Cup Playoffs for the first time since 2003, but for the second straight year the team's season ended with a loss to the Blackhawks in the playoffs when Patrick Kane scored at 9:42 of overtime in Game 6. The loss was the first at home during the 2014 playoffs for the Wild. Erik Haula led Minnesota with three goals and five points against Chicago. Mikael Granlund registered two goals for the Wild. Ilya Bryzgalov posted a 2.13 GAA, a .904 SV% and one shutout in six starts. Marian Hossa led the Blackhawks in scoring with nine points (1-8=9). Bryan Bickell recorded a team-best four goals and ranked second in scoring with six points (4-2=6). Corey Crawford registered a 1.97 GAA and a .926 SV% in six starts. Minnesota set a franchise record with 48 hits in Game 5 at Chicago and outit the Blackhawks 181-105 in the series.

#	POS	PLAYER	GP	TOI/G	G	A	PTS	+/-	PIM	PPG	SHG	GWG	SOG	SH%
7	C	Matt Cullen	5	19:07	0	3	3	1	2	0	0	0	8	0.0
16	LW	Jason Zucker	5	13:29	1	1	2	1	0	0	0	1	11	9.1
22	RW	Cal Clutterbuck	5	15:51	1	1	2	0	4	0	0	0	11	9.1
96	RW	Pierre-Marc Bouchard	5	14:36	1	1	2	2	0	0	0	0	10	10
6	D	Marco Scandella	5	18:01	1	1	2	-1	0	0	0	0	6	16.7
21	C	Kyle Brodziak	5	20:40	0	2	2	0	4	0	0	0	9	0.0
63	C	Charlie Coyle	5	18:09	0	2	2	-4	2	0	0	0	11	0.0
17	C	Torrey Mitchell	5	11:24	1	0	1	-4	0	0	0	0	8	12.5
10	RW	Devin Setoguchi	5	16:04	1	0	1	-2	0	0	0	0	12	8.3
11	LW	Zach Parise	5	21:23	1	0	1	-7	2	0	0	0	17	5.9
4	D	Clayton Stoner	1	8:18	0	1	1	1	0	0	0	0	0	0.0
9	C	Mikko Koivu	5	20:30	0	0	0	-6	8	0	0	0	11	0.0
29	RW	Jason Pominville	2	13:32	0	0	0	-1	0	0	0	0	4	0.0
19	LW	Stephane Veilleux	2	7:31	0	0	0	0	0	0	0	0	1	0.0
25	D	Jonas Brodin	5	26:23	0	0	0	-3	0	0	0	0	3	0.0
28	C	Zenon Konopka	2	9:52	0	0	0	-2	0	0	0	0	2	0.0
77	D	Tom Gilbert	5	16:16	0	0	0	-2	2	0	0	0	0	0.0
44	D	Justin Falk	4	11:33	0	0	0	-3	2	0	0	0	0	0.0
20	D	Ryan Suter	5	31:37	0	0	0	-5	4	0	0	0	5	0.0
27	C	Mike Rupp	4	6:38	0	0	0	-3	12	0	0	0	2	0.0
46	D	Jared Spurgeon	5	21:15	0	0	0	-3	2	0	0	0	8	0.0
#	GOALTENDER		GP	GS	W	L	SA	SV	SV%	GA	GAA	SO	MIN	PIM
37	Josh Harding		5	5	1	4	135	123	0.911	12	2.94	0	245	0
35	Darcy Kuemper		2	0	0	0	33	29	0.879	4	3.29	0	73	0



2013 WESTERN CONFERENCE QUARTERFINAL														
#8 MINNESOTA WILD VS. #1 CHICAGO BLACKHAWKS														
Wild loses series 4-1 (Wild 1-1 at Xcel Energy Center, 0-3 at Chicago)														
DATE	OPP.	Scoring By Period					Shots By Period					Power Plays	Penalties/Minutes	Game-Winning Goal
		1	2	3	OT	F	1	2	3	OT	T			
G1	MIN	1	0	0	0	1	6	7	7	7	27	0-4	3-6	
4/30	CHI	0	1	0	1	2	6	10	12	9	37	1-3	4-8	Bickell
G2	MIN	0	1	1	-	2	7	15	6	-	28	0-2	5-10	
5/3	CHI	1	1	3	-	5	17	14	17	-	48	0-4	3-6	Sharp
G3	CHI	1	0	1	0	2	9	8	8	2	27	0-2	4-8	
5/5	MIN	1	0	1	1	3	15	14	7	1	37	0-3	3-6	Zucker (1)
G4	CHI	1	1	1	-	3	6	11	7	-	24	0-2	6-12	Sharp
5/7	MIN	0	0	0	-	0	7	6	12	-	25	0-6	2-4	
G5	MIN	0	1	0	-	1	10	8	4	-	22	0-2	5-18	
5/9	CHI	1	3	1	-	5	10	13	10	-	33	1-2	3-6	Sharp
TOTALS		1	2	3	OT	F	1	2	3	OT	T	Power Plays (Percentage)	Penalties/Minutes	Goalkeepers (Record, Saves-Shots)
	CHI	4	6	6	1	17	48	56	54	11	169	2-13 (15.4)	20-40	Crawford (4-1, 132-139)
	MIN	2	2	2	1	7	45	50	36	8	139	0-17 (0.0)	18-44	Harding (1-4, 123-135); Kuemper (0-0, 29-33)

SERIES NOTES

The Wild fell to Chicago in five games in the Western Conference Quarterfinal series. It was the fourth all-time postseason appearance for Minnesota. Matt Cullen led the Wild in points (0-3=3), while seven different Wild players scored one goal. After Niklas Backstrom was hurt in warm-ups of Game 1, Josh Harding started all five games. Patrick Sharp had three GWG in the series for Chicago. Jason Zucker became the first Wild rookie to record an overtime goal in the playoffs, scoring in Game 3 at Xcel Energy Center. Chicago went on to win the Stanley Cup.





2008 PLAYOFF STATISTICS

#	POS	PLAYER	GP	TOI/G	G	A	PTS	+/-	PIM	PPG	SHG	GWG	SOG	SH%
12	LW	Brian Rolston	6	22:26	2	4	6	4	8	0	1	0	31	6.5
9	C	Mikko Koivu	6	21:56	4	1	5	0	4	0	1	0	20	20.0
96	RW	Pierre-Marc Bouchard	6	17:46	2	2	4	1	2	1	0	1	18	11.1
38	RW	Pavol Demitra	6	21:08	1	2	3	0	2	1	0	0	15	6.7
17	LW	Todd Fedoruk	6	13:37	1	1	2	-2	16	1	0	0	5	20.0
3	D	Keith Carney	6	15:12	1	1	2	2	0	0	0	1	2	50.0
8	D	Brent Burns	6	27:34	0	2	2	0	6	0	0	0	17	0.0
34	LW	Aaron Voros	5	10:39	1	0	1	-1	16	0	0	0	10	10.0
5	D	Kim Johnsson	6	28:08	0	1	1	-1	18	0	0	0	12	0.0
15	C	James Sheppard	6	10:36	0	1	1	-1	4	0	0	0	4	0.0
10	RW	Marian Gaborik	6	21:51	0	1	1	-3	4	0	0	0	25	0.0
33	D	Petteri Nummelin	4	16:16	0	1	1	-1	0	0	0	0	10	0.0
19	LW	Stephane Veilleux	6	15:42	0	0	0	-2	27	0	0	0	13	0.0
24	LW	Derek Boogaard	6	4:48	0	0	0	-1	24	0	0	0	0	0.0
41	D	Martin Skoula	6	26:40	0	0	0	-1	0	0	0	0	3	0.0
25	C	Eric Belanger	6	18:34	0	0	0	-1	4	0	0	0	9	0.0
6	D	Sean Hill	5	10:53	0	0	0	-2	4	0	0	0	1	0.0
92	RW	Branko Radivojevic	2	14:35	0	0	0	0	0	0	0	0	2	0.0
11	LW	Chris Simon	2	6:54	0	0	0	-1	0	0	0	0	0	0.0
2	D	Erik Reitz	2	6:17	0	0	0	-1	0	0	0	0	0	0.0
55	D	Nick Schultz	1	16:11	0	0	0	0	0	0	0	0	0	0.0
21	RW	Mark Parrish	1	5:04	0	0	0	0	0	0	0	0	1	0.0
67	LW	Benoit Pouliot	1	10:16	0	0	0	1	0	0	0	0	2	0.0
83	RW	Matt Foy	1	6:49	0	0	0	0	0	0	0	0	0	0.0

#	GOALTENDER	GP	GS	W	L	SA	SV	SV%	GA	GAA	SO	MIN	PIM
32	Niklas Backstrom	6	6	2	4	170	153	.900	17	2.83	0	361	0
29	Josh Harding	1	0	0	0	11	11	1.00	0	0.00	0	20	0



2008 PLAYOFF RESULTS




2008 WESTERN CONFERENCE QUARTERFINAL #3 MINNESOTA WILD VS. #6 COLORADO AVALANCHE Wild loses series 4-2 (Wild 1-2 at Xcel Energy Center, 1-2 at Colorado)

DATE	OPP.	Scoring By Period	Shots By Period	Power Plays	Penalties/Minutes	Game-Winning Goal	Goalie (Saves-Shots)	Attn.
G1	COL	0 2 0 1 3	2 5 12 3 22	1-1	6-12	Sakic	Theodore (28-30)	
4/9	MIN	0 0 2 0 2	11 9 8 2 30	1-5	2-4		Backstrom (19-22)	*19,352
G2	COL	1 0 1 0 2	8 8 10 0 26	1-4	4-8		Theodore (28-31)	
4/11	MIN	0 0 2 1 3	7 7 16 1 31	1-3	5-10	Carney (1)	Backstrom (24-26)	*19,360
G3	MIN	0 0 2 1 3	9 14 4 12 39	0-4	7-14	Bouchard (1)	Backstrom (44-46)	
4/14	COL	1 0 1 0 2	12 17 10 7 46	0-6	5-10		Theodore (36-39)	*18,007
G4	MIN	0 0 1 - 1	7 7 11 - 25	0-5	25-101		BACKSTROM (24-29); Harding (11-11)	
4/15	COL	3 2 0 - 5	18 11 11 - 40	2-13	12-43	Wolski	Theodore (24-25)	*18,007
G5	COL	1 0 2 - 3	6 8 3 - 17	2-3	3-6	Stastny	Theodore (38-40)	
4/17	MIN	1 0 1 - 2	17 15 8 - 40	1-3	3-6		Backstrom (14-17)	*19,364
G6	MIN	0 1 0 - 1	11 15 9 - 35	0-1	3-6		Backstrom (28-30)	
4/19	COL	1 1 0 - 2	11 8 11 - 30	0-3	1-2	Smyth	Theodore (34-35)	*18,007
TOTALS		Scoring By Period	Shots By Period	Power Plays (Percentage)	Penalties/Minutes	Goaltenders (Record, Saves-Shots)		
		1 2 3 OT F	1 2 3 OT T					
		COL 7 5 4 1 17	57 57 57 10 181	6-30 (20.0)	31-81	Theodore (4-2, 188-200)		
		MIN 1 1 8 2 12	62 67 56 15 200	3-21 (14.3)	45-141	Backstrom (2-4, 153-170); Harding (0-0, 11-11)		

SERIES NOTES

The Wild fell in six games to the Colorado Avalanche in the Western Conference Quarterfinal series. It was the third all-time postseason appearance for Minnesota. Brian Rolston led the team in points (2-4=6) and assists. Mikko Koivu led the team in goals with four and tied a franchise record by scoring in four consecutive games to start the series (4/9-4/15). Niklas Backstrom started all six games for the Wild and went 2-4 with a 2.82 GAA and a .900 SV%. For Colorado, Jose Theodore stopped 188-of-200 shots faced (.940 SV%), a franchise record for saves by an opposing goaltender in a series besting Patrick Roy's mark in 2003 of 161 saves. Joe Sakic led the Avalanche with six points (2-4=6) against the Wild. Andrew Brunette's three goals led Colorado and Sakic and Peter Forsberg both notched four assists to lead the Avs. The first three games of the series went to overtime, continuing a streak from 2003 that saw the final two games of Western Conference Quarterfinal between these two teams go to overtime. All five games had 3-2 final scores. The Wild set playoff franchise records with 101 PIM, 25 penalties taken and 13 short-handed opportunities in a 5-1 loss in Game 4 at the Pepsi Center. The Wild lost Game 5 despite setting a franchise record for shots in a period with 17 in the first stanza and totaling 40 shots overall (which tied a franchise record). In Game 6, Aaron Voros tallied his first career playoff goal to tie the score in the second period but the Avs won 2-1 to take the series.



2007 PLAYOFF STATISTICS

#	POS	PLAYER	GP	TOI/G	G	A	PTS	+/-	PIM	PPG	SHG	GWG	SOG	SH%
10	RW	Marian Gaborik	5	19:31	3	1	4	3	8	1	1	1	18	16.7
38	C	Pavol Demitra	5	19:47	1	3	4	-1	0	0	0	0	9	11.1
96	RW	Pierre-Marc Bouchard	5	14:48	1	1	2	-3	0	0	0	0	2	50.0
12	C	Brian Rolston	5	20:25	1	1	2	-2	4	0	0	0	23	4.3
33	D	Petteri Nummelin	3	19:59	1	1	2	1	0	1	0	0	5	20.0
26	D	Kurtis Foster	3	18:38	0	2	2	0	0	0	0	0	5	0.0
21	RW	Mark Parrish	5	15:46	1	0	1	2	0	0	0	0	13	7.7
9	C	Mikko Koivu	5	17:43	1	0	1	-1	4	0	0	0	8	12.5
55	D	Nick Schultz	5	18:05	0	1	1	-3	0	0	0	0	4	0.0
37	C	Wes Walz	5	11:50	0	1	1	1	4	0	0	0	9	0.0
8	D	Brent Burns	5	18:59	0	1	1	1	14	0	0	0	12	0.0
24	LW	Derek Boogaard	5	5:59	0	1	1	0	20	0	0	0	1	0.0
41	D	Martin Skoula	5	19:02	0	0	0	2	4	0	0	0	5	0.0
19	LW	Stephane Veilleux	5	12:39	0	0	0	0	4	0	0	0	6	0.0
3	D	Keith Carney	5	13:57	0	0	0	1	4	0	0	0	1	0.0
92	LW	Branko Radivojevic	5	14:14	0	0	0	-1	2	0	0	0	9	0.0
28	C	Todd White	4	14:18	0	0	0	-1	0	0	0	0	6	0.0
17	C	Wyatt Smith	4	11:01	0	0	0	0	0	0	0	0	2	0.0
5	D	Kim Johnsson	4	23:06	0	0	0	-1	2	0	0	0	4	0.0
18	RW	Adam Hall	3	10:06	0	0	0	0	7	0	0	0	2	0.0
#	GOALTENDER	GP	GS	W	L	SA	SV	SV%	GA	GAA	SO	A	MIN	PIM
32	Niklas Backstrom	5	5	1	4	145	134	.924	11	2.22	0	1	296:39	2



2007 PLAYOFF RESULTS

2007 WESTERN CONFERENCE QUARTERFINAL																
#7 MINNESOTA WILD VS. #2 ANAHEIM DUCKS																
Wild loses series, 4-1 (Wild 1-1 at Xcel Energy Center, 0-3 at Anaheim)																
		Scoring By Period					Shots By Period					Power	Penalties/	Game-Winning	Goalie	
DATE	OPP.	1	2	3	OT	F	1	2	3	OT	T	Plays	Minutes	Goal	(Saves-Shots)	Attn.
G1	MIN	0	1	0	—	1	11	8	6	—	25	0-4	4-8		Backstrom (32-34)	
4/11	ANA	0	1	1	—	2	13	9	12	—	34	0-3	5-10	Penner	Bryzgalov (24-25)	*17,180
G2	MIN	0	1	1	—	2	9	10	13	—	32	0-6	9-29		Backstrom (22-25)	
4/13	ANA	1	2	0	—	3	11	8	6	—	25	2-4	11-33	Getzlaf	Bryzgalov (30-32)	*17,324
G3	ANA	1	0	1	—	2	7	6	6	—	19	1-4	7-14	R. Niedermayer	Bryzgalov (19-20)	
4/15	MIN	0	0	1	—	1	6	8	6	—	20	1-5	6-12		Backstrom (17-19)	*19,224
G4	ANA	0	1	0	—	1	9	11	9	—	29	1-4	9-48		BRYZGALOV (32-36); Giguere (4-4)	
4/17	MIN	0	1	3	—	4	14	11	15	—	40	1-7	4-14	Gaborik (1)	Backstrom (28-29)	*19,174
G5	MIN	0	1	0	—	1	6	11	10	—	27	0-5	5-10		Backstrom (35-38)	
4/19	ANA	1	1	2	—	4	11	22	6	—	39	1-4	6-12	Getzlaf	Giguere (26-27)	*17,318
		Scoring By Period					Shots By Period					Power Plays	Penalties/		Goaltenders	
TOTALS		1	2	3	OT	F	1	2	3	OT	T	(Percentage)	Minutes		(Record, Saves-Shots)	
	ANA	3	5	4	—	12	51	56	39	—	146	5-19 (26.3)	38-117	Bryzgalov (3-1, 105-113); Giguere (1-0, 30-31)		
	MIN	0	4	5	—	9	46	48	50	—	144	2-27 (7.4)	28-73	Backstrom (1-4, 134-145)		

SERIES NOTES

The Wild fell in five games to the Anaheim Ducks in the Western Conference Quarterfinal series. It was the second all-time postseason appearance for Minnesota. Wild goaltender Niklas Backstrom went 1-4 in his first Stanley Cup Playoffs, posting a 2.22 GAA and a .924 SV%. Marian Gaborik and Pavol Demitra each paced the Wild with four points apiece. Gaborik also led the Wild with three postseason goals, while Demitra was the team-leader with three playoff assists. Ilya Bryzgalov went 3-1 in the first four games of the series, stopping 105 of the 113 shots he faced (.929). J.S. Giguere went 1-0 and stopped 30 of the 31 shots he faced in two appearances. The Ducks won the first three games of the series, extending their postseason winning streak against the Wild to seven games before Minnesota claimed a 4-1 win in Game 4. The Wild victory improved Minnesota's record in playoff elimination games to 7-1. The Wild's season ended with a loss in Game 5 at Anaheim. Gaborik scored a short-handed goal in the first to knot the game at one before Anaheim scored three unanswered goals, including an empty-netter, to give them a 4-1 victory in the game and the series.



#	POS	PLAYER	GP	TOI/G	G	A	PTS	+/-	PIM	PPG	SHG	GWG	SOG	SH%
10	RW	Marian Gaborik	18	18:09	9	8	17	2	6	4	0	0	52	17.3
37	C	Wes Walz	18	17:19	7	6	13	5	14	0	2	2	29	24.1
15	LW	Andrew Brunette	18	15:01	7	6	13	-3	4	4	0	1	33	21.2
33	RW	Sergei Zholtok	18	15:39	2	11	13	-7	0	1	0	0	34	5.9
7	C	Cliff Ronning	17	16:35	2	7	9	-3	4	1	0	0	37	5.4
11	LW	Pascal Dupuis	16	16:53	4	4	8	0	8	2	0	1	36	11.1
17	D	Filip Kuba	18	26:39	3	5	8	-8	24	3	0	0	21	14.3
18	RW	Richard Park	18	17:00	3	3	6	-2	4	0	0	1	26	11.5
14	C	Darby Hendrickson	17	16:57	2	3	5	1	4	0	0	1	22	9.1
28	LW	Jeremy Stevenson	14	12:24	0	5	5	0	12	0	0	0	17	0.0
24	LW	Antti Laaksonen	16	16:34	1	3	4	-3	4	0	0	0	25	4.0
2	D	Willie Mitchell	18	24:46	1	3	4	5	14	0	0	0	18	5.6
23	RW	Jason Marshall	15	10:50	1	1	2	-1	16	0	0	1	12	8.3
77	D	Lubomir Sekeras	15	16:53	1	1	2	-2	6	1	0	1	13	7.7
34	C	Jim Dowd	15	12:58	0	2	2	-1	0	0	0	0	24	0.0
96	C	Pierre-Marc Bouchard	5	13:15	0	1	1	-1	2	0	0	0	8	0.0
20	D	Andrei Yuzin	18	23:05	0	1	1	-3	14	0	0	0	30	0.0
55	D	Nick Schultz	18	19:37	0	1	1	5	10	0	0	0	5	0.0
5	D	Brad Bombardir	4	14:52	0	0	0	-1	0	0	0	0	1	0.0
16	RW	Bill Muckalt	5	11:17	0	0	0	-3	0	0	0	0	4	0.0
4	D	Brad Brown	11	8:16	0	0	0	-1	16	0	0	0	0	0.0
12	LW	Matt Johnson	12	6:36	0	0	0	0	25	0	0	0	2	0.0

#	GOALTENDER	GP	W	L	SA	GA	GAA	SV	SV%	SO	A	PIM	MIN
35	Manny Fernandez	9	3	4	253	18	1.96	235	.929	0	0	0	552
30	Dwayne Roloson	11	5	6	257	25	2.59	232	.903	0	0	4	579



2003 WESTERN CONFERENCE QUARTERFINAL

#6 MINNESOTA WILD VS. #3 COLORADO AVALANCHE

Wild wins series, 4-3 (Wild 1-2 at Xcel Energy Center, 3-1 at Colorado)

DATE	OPP.	Scoring By Period	Shots By Period	Power Plays	Penalties/ Minutes	Game-Winning Goal	Goalie (Saves-Shots)	Attn.
G1	MIN	0 3 1 - 4	3 14 10 - 27	2-3	3/6	Walz (1)	Roloson (39-41)	
4/10	COL	0 1 1 - 2	18 14 9 - 41	0-3	3/6		Roy (23-27)	*18,007
G2	MIN	1 0 1 - 2	4 12 10 - 26	1-5	9/18		Roloson (25-28)	
4/12	COL	2 0 1 - 3	13 10 5 - 28	1-6	7/14	Willisie	Roy (24-26)	*18,007
G3	COL	1 1 1 - 3	8 5 5 - 18	1-4	8/16	Tanguay	Roy (18-18)	
4/14	MIN	0 0 0 - 0	7 8 3 - 18	0-6	6/12		Roloson (15-18)	*19,354
G4	COL	2 0 1 - 3	7 6 8 - 21	1-3	3/6	Sakic	Roy (24-25)	
4/16	MIN	0 0 1 - 1	10 5 10 - 25	1-3	3/6	ROLOSON (2-4); Fernandez (16-17)	Roloson (25-28)	*19,350
G5	MIN	1 2 0 - 3	7 14 7 - 28	1-6	6/12	Dupuis (1)	Fernandez (26-28)	
4/19	COL	0 0 2 - 2	8 5 15 - 28	0-6	6/12		Roy (25-28)	*18,007
G6	COL	0 0 2 0 2 9	4 11 0 24	0-1	2/4		Roy (20-23)	
4/21	MIN	0 0 2 1 3 7	8 4 4 23	0-2	1/2	Park (1)	Fernandez (22-24)	*19,350
G7	MIN	0 1 1 1 3 8	6 14 2 30	2-4	4/8	Brunette (1)	Fernandez (43-45)	
4/22	COL	0 1 1 0 2 12	17 10 6 45	1-3	5/10		Roy (27-30)	*18,007
TOTALS		Scoring By Period	Shots By Period	Power Plays (Percentage)	Penalties/ Minutes		Goaltenders (Record, Saves-Shots)	
COL		1 2 3 OT F	17 75 61 63 6	205	4-27		Roy (3-4, 161-177)	
MIN		2 6 6 2 16	46 67 58 6 177	7-29	32-64	Roloson (1-3, 81-91); Fernandez (3-0, 107-114)		

SERIES NOTES

The Minnesota Wild, in its first-ever playoff series, made NHL history. The club became only the eighth team in NHL history to win the first playoff series it competed in. Minnesota also became only the eighth NHL team to come back from a 3-1 deficit and win Games 5 and 7 on the road. Andrew Brunette scored the series-clinching goal, beating Patrick Roy, at 3:25 of overtime in Game 7 at Pepsi Center. Manny Fernandez started and won the final three games of the series. Overall, the netminder was 3-0 and stopped 107-of-114 shots faced in four games played. Brunette (3-3=6), Marian Gaborik (4-2=6) and Sergei Zholtok (0-6=6) finished tied for the team lead in scoring with six points in seven games versus Colorado. The Wild earned a victory in the franchise's first-ever playoff game with a 4-2 win over Colorado in Game 1 at Pepsi Center. Filip Kuba scored the club's first playoff goal and Dwayne Roloson earned the first playoff win in net. The Avalanche rebounded to win the following three games, including two in Saint Paul, and took a commanding 3-1 series advantage. In the first playoff game at Xcel Energy Center, Minnesota fell to Colorado, 3-0. Roy posted his NHL playoff-record 23rd shutout in the win. Facing elimination on the road in Game 5, the Wild raced to a 3-0 second period lead and forced Game 6 back in Minnesota with a 3-2 victory. The Wild earned its first home playoff win and first overtime playoff victory, 3-2, in Game 6 at Xcel Energy Center. Richard Park scored the game-winning goal at 4:22 of the extra session. The tally was his second of the game, marking the franchise's first-ever two-goal playoff game and set the stage for Minnesota's historic Game 7 victory.

2003 WESTERN CONFERENCE SEMIFINAL

#6 MINNESOTA WILD VS. #4 VANCOUVER CANUCKS

Wild wins series, 4-3 (Wild 1-2 at Xcel Energy Center, 3-1 at Vancouver)

DATE	OPP.	Scoring By Period	Shots By Period	Power Plays	Penalties/ Minutes	Game-Winning Goal	Goalie (Saves-Shots)	Attn.
G1	MIN	1 0 2 0 3 5	5 5 10 1 21	1-2	5-10		Fernandez (35-39)	
4/25	VAN	0 1 2 1 4 7	16 12 4 39	1-4	3-6	Klatt	Cloutier (18-21)	*18,514
G2	MIN	0 1 2 - 3	8 7 3 - 18	0-3	9-42	Walz (2)	Roloson (29-31)	
4/27	VAN	0 1 1 - 2	8 11 12 - 31	0-3	8-32		Cloutier (15-18)	*18,514
G3	VAN	1 2 0 - 3	3 7 3 - 13	3-6	9-21	D. Sedin	Cloutier (16-18)	
4/29	MIN	1 1 0 - 2	5 8 5 - 18	2-7	8-19		Roloson (15-18)	*19,394
G4	VAN	0 0 2 1 3 11	6 9 4 30	1-6	5-10	Sopel	Cloutier (25-27)	
5/2	MIN	1 0 1 0 2 9	8 6 4 27	0-4	7-14		Fernandez (27-30)	*19,386
G5	MIN	1 5 1 - 7	9 12 5 - 26	1-5	6-12	Marshall (1)	Roloson (25-27)	
5/5	VAN	1 1 0 - 2	9 6 12 - 27	0-3	8-16	Cloutier (15-21); Auld (4-5)	Roloson (25-27)	*18,514
G6	VAN	0 0 1 - 1	12 7 12 - 31	1-4	8-16		Cloutier (18-23)	
5/7	MIN	0 2 3 - 5	4 12 7 - 23	3-5	7-14	Sekeras (1)	Roloson (30-31)	*19,350
G7	MIN	0 1 3 - 4	6 4 6 - 16	1-2	0-0	Hendrickson (1)	Roloson (24-26)	
5/8	VAN	0 2 0 - 2	12 7 7 - 26	0-0	2-4		Cloutier (12-16)	*18,514
TOTALS		Scoring By Period	Shots By Period	Power Plays (Percentage)	Penalties/ Minutes		Goaltenders (Record, Saves-Shots)	
VAN		1 2 3 OT F	62 60 67 8 197	6-26 (23.1)	43-105	Cloutier (3-4, 119-144); Auld (0-0, 4-5)		
MIN		4 10 12 0 26	46 56 42 5 149	8-28 (28.6)	42-111	Fernandez (0-2, 62-69); Roloson (4-1, 123-130)		



2003 PLAYOFF RESULTS

PLAYOFF RECORD BOOK



SERIES NOTES

For the second straight series, the Minnesota Wild overcame a 3-games-to-1 deficit, this time defeating the Vancouver Canucks in a Western Conference Semifinal series, 4-3. The Wild became the first team in NHL history to come back from a 3-1 deficit twice in the same postseason and also became only the second club ever to win two Game 7's on the road in the same playoff year. The win also raised the team's record to 6-0 in its first six "elimination games." Minnesota outscored the Canucks 16-5 over the final three games of the series. Marian Gaborik led all scorers with five goals and 11 points (5-6=11) in seven games. Wes Walz tied for the team lead in goals with five and finished the seven-game series with nine points (5-4=9). Dwayne Roloson won Games 5, 6 and 7 and finished the series with a 4-1 record and only seven goals allowed in 130 shots faced. Minnesota battled back from a 2-0 second period hole to earn a 4-2 win over Vancouver in Game 7 at GM Place. Darby Hendrickson scored the game-winning goal with just under six minutes to play as the Wild earned its first-ever trip to the Western Conference Final. The two teams split the first two games of the series at GM Place with the Canucks winning Game 1, 4-3 in overtime, and the Wild capturing Game 2, 3-2. Vancouver seized control of the series with two road wins at Xcel Energy Center, including a 3-2 overtime victory in Game 4. Minnesota staved off elimination thanks to five second-period goals and a 7-2 road win in Game 5. The Wild scored five more goals in a 5-1 Game 6 victory at Xcel Energy Center. Gaborik posted his third consecutive multi-point game (0-2=2) and Andrew Brunette scored a pair of goals to set up another historic Game 7 showdown.

2003 WESTERN CONFERENCE FINAL

#6 MINNESOTA WILD VS. #7 MIGHTY DUCKS OF ANAHEIM

Wild loses series, 4-0 (Wild 0-2 at Xcel Energy Center, 0-2 at Anaheim)

DATE	OPP.	Scoring By Period					Shots By Period					Power Plays	Penalties/Minutes	Game-Winning Goal		Goalie (Saves-Shots)	Attn.
		1	2	3	OT	F	1	2	3	OT	T						
G1	ANA	0	0	0	1	1	6	7	4	8/1	26	0-1	5/10	Sykora		Giguere (39-39)	
5/10	MIN	0	0	0	0	0	8	11	10	7/3	39	0-5	1/2			Fernandez (25-26)	*19,350
G2	ANA	0	1	1	-	2	7	10	5	-	22	0-3	3/6	Sauer		Giguere (24-24)	
5/12	MIN	0	0	0	-	0	9	6	9	-	24	0-3	3/6			Roloson (20-22)	*19,344
G3	MIN	0	0	0	-	0	16	7	12	-	35	0-4	5/10			ROLOSON (13-16); Fernandez (15-16)	
5/14	ANA	1	3	0	-	4	11	12	9	-	32	0-4	5/10	Rucchin		Giguere (35-35)	*17,174
G4	MIN	1	0	0	-	1	8	10	7	-	25	1-4	5/10			Fernandez (26-28)	
5/16	ANA	1	1	0	-	2	9	13	6	-	28	2-3	6/12	Oates		Giguere (24-25)	*17,174
TOTALS		1	2	3	OT	F	1	2	3	OT	T	Power Plays (Percentage)		Penalties/Minutes		Goaltenders (Record, Saves-Shots)	
ANA		2	5	1	1	9	33	42	24	8/1	108	2-11 (18.2)		19-38		Giguere (4-0, 122-123)	
MIN		1	0	0	0	1	39	34	38	7/3	123	1-16 (6.3)		14-28		Fernandez (0-2, 66-70); Roloson (0-2, 33-38)	

SERIES NOTES

The Wild fell in four games to the Mighty Ducks of Anaheim during the club's first-ever appearance in the Western Conference Final. Ducks goaltender J.S. Giguere posted a 4-0 mark in the series, turned aside 122-of-123 shots faced and recorded a 212:43 shutout streak. Minnesota's season came to an end with a 2-1 defeat in Game 4 at Arrowhead Pond of Anaheim. Andrew Brunette netted the Wild's lone goal of the series and staked the team to a 1-0 advantage in its seventh "elimination game" of the post season. The Ducks answered with a pair of goals from Adam Oates to clinch the Western Conference crown. The Wild lost its home-ice advantage in the series when it dropped Game 1 at Xcel Energy Center, 1-0, in double overtime. The game marked the franchise's first-ever, double-overtime Stanley Cup Playoff game. Minnesota was shutout in back-to-back games for the first time in its playoff history when it dropped Game 2 to Anaheim, 2-0, in Saint Paul. Both Mighty Ducks goals were shorthanded and Giguere ran his playoff scoreless streak to 148:06 with the win. The Wild fell behind 3-0 in the series when it lost Game 3 in Anaheim, 4-0.

ALL-TIME PLAYOFF OVERTIME RESULTS

Date	Opponent	Game/Series	Score	Goal Scorer	Time/OT	Series Winner
4/21/03	vs. Colorado	6/Con. Qrt	3-2	Richard Park	4:22/OT	Minnesota (4-3)
4/22/03	@ Colorado	7/Con. Qrt	3-2	Andrew Brunette	3:25/OT	Minnesota (4-3)
4/25/03	@ Vancouver	1/Con. Semi	3-4	Trent Klatt	3:42/OT	Minnesota (4-3)
5/02/03	vs. Vancouver	4/Con. Semi	2-3	Brent Sopel	15:52/OT	Minnesota (4-3)
5/10/03	vs. Anaheim	1/Con. Final	0-1	Petr Sykora	8:06/2OT	Anaheim (4-0)
4/09/08	vs. Colorado	1/Con. Qrt	2-3	Joe Sakic	11:11/OT	Colorado (4-2)
4/11/08	vs. Colorado	2/Con. Qrt	3-2	Keith Carney	1:14/OT	Colorado (4-2)
4/14/08	@ Colorado	3/Con. Qrt	3-2	Pierre-Marc Bouchard	11:58/OT	Colorado (4-2)
4/30/13	@ Chicago	1/Con. Qrt	1-2	Bryan Bickell	16:35/OT	Chicago (4-1)
5/5/13	vs. Chicago	3/Con. Qrt	3-2	Jason Zucker	2:15/OT	Chicago (4-1)
4/17/14	@ Colorado	1/Con. Qrt.	4-5	Paul Stastny	7:27/OT	Minnesota (4-3)
4/21/14	vs. Colorado	3/Con. Qrt.	1-0	Mikael Granlund	5:08/OT	Minnesota (4-3)
4/26/14	@ Colorado	5/Con. Qrt.	3-4	Nathan MacKinnon	3:27/OT	Minnesota (4-3)
4/30/14	@ Colorado	7/Con. Qrt.	5-4	Nino Niederreiter	5:02/OT	Minnesota (4-3)
5/13/14	vs. Chicago	6/Con. Semi	1-2	Patrick Kane	9:42/OT	Chicago (4-2)
4/22/16	@ Dallas	5/Con. Qrt.	5-4	Mikko Koivu	4:55/OT	Dallas (4-2)
4/12/17	vs. St. Louis	1/Con. Qrt.	1-2	Joel Edmundson	17:48/OT	St. Louis (4-1)
4/22/17	vs. St. Louis	5/Con. Qrt.	3-4	Magnus Paajarvi	9:42/OT	St. Louis (4-1)
8/7/20	vs. Vancouver	4/Con. Qualif.	4-5	Christopher Tanev	0:11/OT	Vancouver (3-1)

PLAYOFF OT RECORD: 8-11 • PLAYOFF OT HOME RECORD: 4-7 • PLAYOFF OT ROAD RECORD: 4-4

TEAM RECORDS

PLAYOFF HISTORY

CONFERENCE FINAL APPEARANCES

1 - 2003

CONFERENCE SEMIFINAL APPEARANCES

3 - 2003, 2014, 2015

PLAYOFF APPEARANCES

10 - 2003, 2007, 2008, 2013, 2014, 2015, 2016, 2017, 2018, 2020

GAMES PLAYED, TOTAL: 77

GAMES WON, TOTAL: 27

GAMES LOST, TOTAL: 50

GAMES

GAMES PLAYED, SEASON

18 - 2003

At Home:

8 - 2003

On Road:

10 - 2003

MOST GAMES PLAYED, SERIES

7 - 3x, last, 2014 Conference Quarterfinal vs. COL

FEWEST GAMES PLAYED, SERIES

4 - 3x, last, 2020, Qualifying Round vs. VAN

WINS

WINS, SEASON

8 - 2003

At Home:

5 - 2014

On Road:

6 - 2003

MOST WINS, SERIES

4 - 4x, last, 2015, Conference Quarterfinal vs. STL

FEWEST WINS, SERIES

0 - 2x, last, 2015, Conference Semifinal vs. CHI

LOSSES

LOSSES, SEASON

10 - 2003

At Home:

6 - 2003

On Road:

6 - 2014

MOST LOSSES, SERIES

4 - 9x, last, 2018, Conference Quarterfinal vs. WPG

FEWEST LOSSES, SERIES

2 - 2015, Conference Quarterfinal vs. STL

OVERTIME

OVERTIME GAMES, TOTAL: 19

OVERTIME WINS, TOTAL: 8

OVERTIME LOSSES, TOTAL: 11

OVERTIME GAMES, SEASON

5 - 2x, last, 2014

At Home:

3 - 2003

On Road:

3 - 2014

OVERTIME GAMES, SERIES

4 - 2014, Conference Quarterfinal vs. COL

At Home:

2 - 2x, last, 2017, Conference Quarterfinal vs. STL

On Road:

3 - 2014, Conference Quarterfinal vs. COL

OVERTIME WINS, SEASON

2 - 3x, last, 2014

At Home:

2 - 3x, last, 2013

On Road:

1 - 4x, last, 2016

OVERTIME WINS, SERIES

2 - 3x, last, 2014, Conference Quarterfinal vs. COL

At Home:

1 - 4x, last, 2014, Conference Quarterfinal vs. COL

On Road:

1 - 4x, last, 2016, Conference Quarterfinal vs. DAL

OVERTIME LOSSES, SEASON

3 - 2x, last, 2014

At Home:

2 - 2x, last, 2017

On Road:

2 - 2014

OVERTIME LOSSES, SERIES

2 - 3x, last, 2017, Conference Quarterfinal vs. STL

At Home:

2 - 2017, Conference Quarterfinal vs. STL

On Road:

2 - 2014, Conference Quarterfinal vs. COL

LONGEST OVERTIME GAME

28:06 - 5/10/03, 1-0 (OT) loss vs. ANA (CF-Game 1)

At Home:

28:06 - 5/10/03, 1-0 (OT) loss vs. ANA (CF-Game 1)

On Road:

16:35 - 4/30/13, 2-1 (OT) loss at CHI (CQ-Game 1)

SHORTEST OVERTIME GAME

0:11 - 8/7/20, 5-4 (OT) loss vs. VAN (QR-Game 4)

At Home:

0:11 - 8/7/20, 5-4 (OT) loss vs. VAN (QR-Game 4)

On Road:

3:25 - 4/22/03, 3-2 (OT) win at COL (CQ-Game 7)

MARGINS

LARGEST MARGIN OF VICTORY, GAME

5 - 5/5/03 in 7-2 win at VAN (CS-Game 5)

At Home:

4 - 3x, last, 4/15/18 in 6-2 win vs. WPG (CQ-Game 3)

On Road:

5 - 5/5/03 in 7-2 win at VAN (CS-Game 5)

LARGEST MARGIN OF DEFEAT, GAME

5 - 2x, last, 4/20/18 in 5-0 loss at WPG (CQ-Game 5)

At Home:

5 - 4/22/15 in 6-1 loss vs. STL (CQ-Game 4)

On Road:

5 - 4/20/18 in 5-0 loss at WPG (CQ-Game 5)

STREAKS

LONGEST WINNING STREAK

3 - 2x, last, 5/5-5/8/03

At Home:

5 - 4/21-5/9/14

On Road:

3 - 2x, last, 5/5-5/8/03

LONGEST LOSING STREAK

4 - 2x, last, 5/1-5/7/15

At Home:

3 - 4/12-4/22/17

On Road:

3 - 4x, last, 5/2-5/11/14



PLAYOFF RECORD BOOK

TEAM RECORDS

LONGEST SHUTOUT STREAK

98:33 - 4/21-4/24/14

At Home:

98:33 - 4/21-4/24/14

On Road:

60:24- 8/2-8/4/20

LONGEST SCORELESS STREAK

215:26 - 5/8-5/16/03

At Home:

157:29 - 5/7-5/12/03

On Road:

112:42 - 4/14-4/16/16

GOALS

MOST GOALS, SEASON

43 - 2003

At Home:

17 - 2014

On Road:

30 - 2003

MOST GOALS AGAINST, SEASON

43 - 2003

At Home:

18 - 2003

On Road:

28 - 2014

MOST GOALS, SERIES

26 - 2003, Conference Semifinal vs. VAN (7G)

At Home:

11 - 2016 Conference Quarterfinal vs. DAL (6G)

On Road:

17 - 2003, Conference Semifinal vs. VAN (7G)

MOST GOALS, 4-GAME SERIES:

10 - 2020, Qualifying Round vs. VAN

At Home:

4 - 2020, Qualifying Round vs. VAN

On Road:

6 - 2020, Qualifying Round vs. VAN

MOST GOALS, 5-GAME SERIES:

9 - 2x, last, 2018, Conference Quarterfinal vs. WPG

At Home:

6 - 2018, Conference Quarterfinal vs. WPG

On Road:

4 - 2x, last, 2013 Conference Quarterfinal vs. CHI

MOST GOALS, 6-GAME SERIES:

17 - 2x, last, 2016, Conference Quarterfinal vs. DAL

At Home:

11 - 2016, Conference Quarterfinal vs. DAL

On Road:

9 - 2015, Conference Quarterfinal vs. STL

MOST GOALS, 7-GAME SERIES

26 - 2003, Conference Semifinal vs. VAN

At Home:

9 - 2003, Conference Semifinal vs. VAN

On Road:

17 - 2003, Conference Semifinal vs. VAN

FEWEST GOALS, SERIES

1 - 2003, Conference Final vs. ANA (4G)

At Home:

0 - 2003, Conference Final vs. ANA (4G)

On Road:

1 - 2003, Conference Final vs. ANA (4G)

FEWEST GOALS, 4-GAME SERIES

1 - 2003, Conference Final vs. ANA

At Home:

0 - 2003, Conference Final vs. ANA

On Road:

1 - 2003, Conference Final vs. ANA

FEWEST GOALS, 5-GAME SERIES:

7 - 2013, Conference Quarterfinal vs. CHI

At Home:

3 - 2013, Conference Quarterfinal vs. CHI

On Road:

3 - 2x, last, 2018, Conference Quarterfinal vs. WPG

FEWEST GOALS, 6-GAME SERIES:

12 - 2008, Conference Quarterfinal vs. COL

At Home:

7 - 2008, Conference Quarterfinal vs. COL

On Road:

4 - 2014, Conference Semifinal vs. CHI

FEWEST GOALS, 7-GAME SERIES

16 - 2003, Conference Quarterfinal vs. COL

At Home:

4 - 2003, Conference Quarterfinal vs. COL

On Road:

12 - 2003, Conference Quarterfinal vs. COL

MOST GOALS AGAINST, SERIES

21 - 2016, Conference Quarterfinal vs. DAL (6G)

At Home:

11 - 2016, Conference Quarterfinal vs. DAL (6G)

On Road:

17 - 2014, Conference Quarterfinal vs. COL (7G)

MOST GOALS AGAINST, 4-GAME SERIES

13 - 2015, Conference Semifinal vs. CHI

At Home:

8 - 2020, Qualifying Round vs. VAN

On Road:

8 - 2015, Conference Semifinal vs. CHI

MOST GOALS AGAINST, 5-GAME SERIES

17 - 2013, Conference Quarterfinal vs. CHI

At Home:

8 - 2017, Conference Quarterfinal vs. STL

On Road:

12 - 2x, last, 2018, Conference Quarterfinal vs. WPG

MOST GOALS AGAINST, 6-GAME SERIES

21 - 2016, Conference Quarterfinal vs. DAL

At Home:

11 - 2016, Conference Quarterfinal vs. DAL

On Road:

11 - 2014, Conference Semifinal vs. CHI

MOST GOALS AGAINST, 7-GAME SERIES

20 - 2014, Conference Quarterfinal vs. COL

At Home:

8 - 2003, Conference Quarterfinal vs. COL

On Road:

17 - 2014, Conference Quarterfinal vs. COL

FEWEST GOALS AGAINST, SERIES

9 - 2003, Conference Final vs. ANA (4G)

At Home:

3 - 2x, last, 2014, Conference Quarterfinal vs. COL (7G)

On Road:

3 - 2017, Conference Quarterfinal vs. STL (5G)

FEWEST GOALS AGAINST, 4-GAME SERIES

9 - 2003, Conference Final vs. ANA

At Home:

3 - 2003, Conference Final vs. ANA

On Road:

4 - 2020, Qualifying Round vs. VAN

FEWEST GOALS AGAINST, 5-GAME SERIES

11 - 2017, Conference Quarterfinal vs. STL

At Home:

3 - 2007, Conference Quarterfinal vs. ANA

On Road:

3 - 2017, Conference Quarterfinal vs. STL

PLAYOFF RECORD BOOK



TEAM RECORDS

FEWEST GOALS AGAINST, 6-GAME SERIES

14 - 2015, Conference Quarterfinal vs. STL

At Home:

4 - 2014, Conference Semifinal vs. CHI

On Road:

7 - 2015, Conference Quarterfinal vs. STL

FEWEST GOALS AGAINST, 7-GAME SERIES

17 - 2x, last, 2003, Conference Semifinal vs. VAN

At Home:

3 - 2014, Conference Quarterfinal vs. COL

On Road:

9 - 2003, Conference Quarterfinal vs. Colorado

MOST GOALS COMBINED, SERIES

43 - 2003, Conference Semifinal (MIN-26, VAN-17)

At Home:

22 - 2016, Conference Quarterfinal (MIN-11, DAL-11)

On Road:

31 - 2014, Conference Quarterfinal (MIN-14, COL-17)

MOST GOALS COMBINED, 4-GAME SERIES

22 - 2020, Qualifying Round (MIN-10, VAN-12)

At Home:

12 - 2020, Qualifying Round (MIN-4, VAN-8)

On Road:

12 - 2015, Conference Semifinal (MIN-4, CHI-8)

MOST GOALS COMBINED, 5-GAME SERIES

25 - 2018, Conference Quarterfinal (MIN-9, WPG-16)

At Home:

13 - 2017, Conference Quarterfinal (MIN-5, STL-8)

On Road:

16 - 2013, Conference Quarterfinal (MIN-4, CHI-12)

MOST GOALS COMBINED, 6-GAME SERIES

38 - 2016, Conference Quarterfinal (MIN-17, DAL-21)

At Home:

22 - 2016, Conference Quarterfinal (MIN-11, DAL-11)

On Road:

16 - 2x, last, 2016, Conference Quarterfinal (MIN-6, DAL-10)

MOST GOALS COMBINED, 7-GAME SERIES

43 - 2003, Conference Semifinal (MIN-26, VAN-17)

At Home:

16 - 2003, Conference Semifinal (MIN-9, VAN-7)

On Road:

31 - 2014, Conference Quarterfinal (MIN-14, COL-17)

FEWEST GOALS COMBINED, SERIES

10 - 2003, Conference Final (MIN-1, ANA-9)

At Home:

3 - 2003, Conference Final (MIN-0, ANA-3)

On Road:

6 - 2017, Conference Quarterfinal (MIN-3, STL-3)

FEWEST GOALS COMBINED, 4-GAME SERIES

10 - 2003, Conference Final (MIN-1, ANA-9)

At Home:

3 - 2003, Conference Final (MIN-0, ANA-3)

On Road:

7 - 2003, Conference Final (MIN-1, ANA-6)

FEWEST GOALS COMBINED, 5-GAME SERIES

8 - 2x, last, 2013, Conference Quarterfinal (MIN-3, CHI-5)

At Home:

8 - 2007, Conference Quarterfinal (MIN-5, ANA-3)

On Road:

6 - 2017, Conference Quarterfinal (MIN-3, STL-3)

FEWEST GOALS COMBINED, 6-GAME SERIES

28 - 2014, Conference Semifinal (MIN-13, CHI-15)

At Home:

13 - 2008, Conference Semifinal (MIN-9, CHI-4)

On Road:

15 - 2008, Conference Semifinal (MIN-4, CHI-11)

FEWEST GOALS COMBINED, 7-GAME SERIES

33 - 2003, Conference Quarterfinal (MIN-16, COL-17)

At Home:

11 - 2014, Conference Quarterfinal (MIN-8, COL-3)

On Road:

21 - 2003, Conference Quarterfinal (MIN-12, COL-9)

MOST GOALS, GAME

7 - 5/05/03 in 7-2 win at VAN (CS-Game 5)

At Home:

5 - 3x, last, 4/18/16 in 5-3 win vs. DAL (CQ-Game 3)

On Road:

7 - 5/05/03 in 7-2 win at VAN (CS-Game 5)

FEWEST GOALS, GAME

0 - 10x, last, 8/6/20 in 3-0 loss vs. VAN (QR-Game 3)

At Home:

0 - 7x, last, 8/6/20 in 3-0 loss vs. VAN (QR-Game 3)

On Road:

0 - 3x, last, 4/20/18 in 5-0 loss at WPG (CQ-Game 5)

MOST GOALS AGAINST, GAME

6 - 2x, last, 4/15/18 in 6-2 win vs. WPG (CQ-Game 3)

At Home:

6 - 2x, last, 4/15/18 in 6-2 win vs. WPG (CQ-Game 3)

On Road:

5 - 4x, last, 5/2/14 in 5-2 loss at CHI (CS-Game 1)

FEWEST GOALS AGAINST, GAME

0 - 5x, last, 8/2/20 in 3-0 win at VAN (QR-Game 1)

At Home:

0 - 3x, last, 4/20/15 in 3-0 win vs. STL (CQ-Game 3)

On Road:

0 - 2x, last, 8/2/20 in 3-0 win at VAN (QR-Game 1)

MOST GOALS COMBINED, GAME

9 - 6x, last, 8/7/20 in 5-4 (OT) loss vs. VAN (QR-Game 4)

At Home:

9 - 2x, last, 8/7/20 in 5-4 (OT) loss vs. VAN (QR-Game 4)

On Road:

9 - 4x, last, 4/24/16 in 5-4 loss vs. DAL (CQ-Game 6)

FEWEST GOALS COMBINED, PERIOD

1 - 3x, last, 5/5/15 in 1-0 loss vs. CHI (CS-Game 3)

At Home:

1 - 3x, last, 5/5/15 in 1-0 loss vs. CHI (CS-Game 3)

On Road:

2 - 4/19/17 in 2-0 win at STL (CQ-Game 4)

</



PLAYOFF RECORD BOOK

TEAM RECORDS

POWER PLAY

MOST POWER-PLAY GOALS, SEASON

16 - 2003
At Home:
 6 - 2003
On Road:
 10 - 2003

MOST POWER-PLAY GOALS AGAINST, SEASON

12 - 2003
At Home:
 7 - 2003
On Road:
 5 - 2x, last, 2014

MOST POWER-PLAY GOALS, SERIES

8 - 2003, Conference Semifinal vs. VAN
At Home:
 5 - 2003, Conference Semifinal vs. VAN
On Road:
 6 - 2003, Conference Quarterfinal vs. COL

MOST POWER-PLAY GOALS AGAINST, SERIES

6 - 2x, last, 2008, Conference Quarterfinal vs. COL
At Home:
 5 - 2003, Conference Semifinal vs. VAN
On Road:
 3 - 2007, Conference Quarterfinal vs. ANA

MOST POWER-PLAY GOALS, GAME

3 - 5/7/03 in 5-1 win vs. VAN (CS-Game 6)
At Home:
 3 - 5/7/03 in 5-1 win vs. VAN (CS-Game 6)
On Road:
 2 - 4x, last, 8/2/20 in 3-0 win at VAN (QR-Game 1)

MOST POWER-PLAY GOALS AGAINST, GAME

3 - 4/29/03 in 3-2 loss vs. VAN (CS-Game 3)
At Home:
 3 - 4/29/03 in 3-2 loss vs. VAN (CS-Game 3)
On Road:
 2 - 4x, last, 5/2/14 in 5-2 loss at CHI (CS-Game 1)

MOST POWER-PLAY GOALS, PERIOD

2 - 4x, last, 4/15/18 in 1st of 6-2 win vs. WPG (CQ-Game 3)
At Home:
 2 - 3x, last, 4/15/18 in 1st of 6-2 win vs. WPG (CQ-Game 3)
On Road:
 2 - 4/10/03 in 2nd of 4-2 win at COL (CQ-Game 1)

MOST POWER-PLAY GOALS AGAINST, PERIOD

2 - 3x, last, 4/20/16 in 2nd of 3-2 loss vs. DAL (CQ-Game 4)
At Home:
 2 - 2x, last, 4/20/16 in 2nd of 3-2 loss vs. DAL (CQ-Game 4)
On Road:
 2 - 4/18/08 in 2nd of 5-1 loss at COL (CQ-Game 4)

MOST POWER-PLAY CHANCES, GAME

7 - 3x, last, 8/6/20 in 3-0 loss vs. VAN (QR-Game 3)
At Home:
 7 - 3x, last, 8/6/20 in 3-0 loss vs. VAN (QR-Game 3)
On Road:
 6 - 3x, last, 8/4/20 in 4-3 loss at VAN (QR-Game 2)

SHORT-HANDED GOALS

MOST SHORT-HANDED GOALS, SEASON

2 - 2x, last, 2008
At Home:
 1 - 2015
On Road:
 2 - 2x, last, 2008

MOST SHORT-HANDED GOALS AGAINST, SEASON

3 - 2x, last, 2015
At Home:
 2 - 2003
On Road:
 2 - 2015

MOST SHORT-HANDED GOALS, SERIES

2 - 2008, Conference Quarterfinal vs. COL
At Home:
 1 - 2015, Conference Quarterfinal vs. STL
On Road:
 2 - 2008, Conference Quarterfinal vs. COL

MOST SHORT-HANDED GOALS AGAINST, SERIES

2 - 3x, last, 2015, Conference Semifinal vs. CHI
At Home:
 2 - 2003, Conference Final vs. ANA
On Road:
 1 - 6x, last, 2015, Conference Semifinal vs. CHI

MOST SHORT-HANDED GOALS, GAME

1 - 8x, last, 8/4/20 in 4-3 loss at VAN (QR-Game 2)
At Home:
 1 - 4/26/15 in 4-1 win vs. STL (CQ-Game 6)
On Road:
 1 - 7x, last, 8/4/20 in 4-3 loss at VAN (QR-Game 2)

MOST SHORT-HANDED GOALS AGAINST, GAME

2 - 5/12/03 in 2-0 loss vs. ANA (CF-Game 2)
At Home:
 2 - 5/12/03 in 2-0 loss vs. ANA (CF-Game 2)
On Road:
 1 - 7x, last, 5/3/15 in 4-1 loss at CHI (CS-Game 2)

MOST SHORT-HANDED GOALS, PERIOD

1 - 3x, last, 8/4/20 in 1st of 4-3 loss at VAN (QR-Game 2)
At Home:
 1 - 4/26/15 in 1st of 4-1 win vs. STL (CQ-Game 6)
On Road:
 1 - 7x, last, 8/4/20 in 1st of 4-3 loss at VAN (QR-Game 2)

MOST SHORT-HANDED GOALS AGAINST, PERIOD

1 - 10x, last, 5/7/15 in 3rd of 4-3 loss vs. CHI (CS-Game 4)
At Home:
 1 - 4x, last, 5/7/15 in 3rd of 4-3 loss vs. CHI (CS-Game 4)
On Road:
 1 - 6x, last, 5/3/15 in 2nd of 4-1 loss at CHI (CS-Game 2)

MOST SHORT-HANDED SITUATIONS, GAME

13 - 4/15/08 in 5-1 loss at COL (CQ-Game 4)
At Home:
 7 - 8/6/20 in 3-0 loss vs. VAN (QR-Game 3)
On Road:
 13 - 4/15/08 in 5-1 loss at COL (CQ-Game 4)

PENALTY MINUTES

MOST PENALTY MINUTES, SEASON

193 - 2003
At Home:
 75 - 2003
On Road:
 121 - 2008

MOST PENALTY MINUTES, SERIES

141 - 2008, Conference Quarterfinal vs. COL
At Home:
 47 - 2003, Conference Semifinal vs. VAN
On Road:
 121 - 2008, Conference Quarterfinal vs. COL

MOST PENALTY MINUTES AGAINST, SERIES

123 - 2007, Conference Quarterfinal vs. ANA
At Home:
 68 - 2007, Conference Quarterfinal vs. ANA
On Road:
 58 - 2003, Conference Semifinal vs. VAN

MOST PENALTY MINUTES, GAME

101 - 4/15/08 in 5-1 loss at COL (CQ-Game 4)
At Home:
 34 - 4/28/14 in 5-2 win vs. COL (CQ-Game 6)
On Road:
 101 - 4/15/08 in 5-1 loss at COL (CQ-Game 4)

PLAYOFF RECORD BOOK



TEAM RECORDS

MOST PENALTY MINUTES AGAINST, GAME

54 - 4/17/07 in 4-1 win vs. ANA (CQ-Game 4)
At Home:
 54 - 4/17/07 in 4-1 win vs. ANA (CQ-Game 4)
On Road:
 43 - 4/15/08 in 5-1 loss at COL (CQ-Game 4)

MOST PENALTY MINUTES COMBINED, GAME

144 - 4/15/08 in 5-1 loss at COL (CQ-Game 4) (MIN-101, COL-43)
At Home:
 74 - 4/17/07 in 4-1 win (CQ-Game 4) (MIN-20, ANA-54)
On Road:
 144 - 4/15/08 in 5-1 loss at COL (CQ-Game 4) (MIN-101, COL-43)

MOST PENALTY MINUTES, PERIOD

69 - 4/15/08 in 3rd of 5-1 loss at COL (CQ-Game 4)
At Home:
 22 - 4/28/14 in 3rd of 5-2 win vs. COL (CQ-Game 6)
On Road:
 69 - 4/15/08 in 3rd of 5-1 loss at COL (CQ-Game 4)

MOST PENALTY MINUTES AGAINST, PERIOD

48 - 4/17/07 in 3rd of 4-1 win vs. ANA (CQ-Game 4)
At Home:
 48 - 4/17/07 in 3rd of 4-1 win vs. ANA (CQ-Game 4)
On Road:
 38 - 4/13/18 in 3rd of 4-1 loss at WPG (CQ-Game 2)

MOST PENALTY MINUTES, COMBINED, PERIOD

102 - 4/15/08 in 3rd of 5-1 loss at COL (CQ-Game 4) (MIN-69, COL-33)
At Home:
 62 - 4/17/07 in 3rd of 4-1 win vs. ANA (CQ-Game 4) (MIN-14, ANA-48)
On Road:
 102 - 4/15/08 in 3rd of 5-1 loss at COL (CQ-Game 4) (MIN-69, COL-33)

PENALTIES

MOST PENALTIES, GAME

25 - 4/15/08 in 5-1 loss at COL (CQ-Game 4)
At Home:
 11 - 8/6/20 in 3-0 loss vs. VAN (QR-Game 3)
On Road:
 25 - 4/15/08 in 5-1 loss at COL (CQ-Game 4)

MOST PENALTIES AGAINST, GAME

12 - 2x, last, 4/15/08 in 5-1 loss at COL (CQ-Game 4)
At Home:
 12 - 4/17/07 in 4-1 win vs. ANA (CQ-Game 4)
On Road:
 12 - 4/15/08 in 5-1 loss at COL (CQ-Game 4)

MOST PENALTIES COMBINED, GAME

37 - 4/15/08 in 5-1 loss at COL (CQ-Game 4) (MIN-25, COL-12)
At Home:
 22 - 8/6/20 in 3-0 loss (QR-Game 3) (MIN-11, VAN-11)
On Road:
 37 - 4/15/08 in 5-1 loss at COL (CQ-Game 4) (MIN-25, COL-12)

FEWEST PENALTIES, GAME

0 - 2x, last, 4/20/15 in 3-0 win vs. STL (CQ-Game 3)
At Home:
 0 - 4/20/15 in 3-0 win vs. STL (CQ-Game 3)
On Road:
 0 - 5/8/03 in 4-2 win at VAN (CS-Game 7)

FEWEST PENALTIES AGAINST, GAME

1 - 6x, last, 4/11/18 in 3-2 loss at WPG (CQ-Game 1)
At Home:
 1 - 4/22/15 in 6-1 loss vs. STL (CQ-Game 4)
On Road:
 1 - 5x, last, 4/11/18 in 3-2 loss at WPG (CQ-Game 1)

FEWEST PENALTIES COMBINED, GAME

2 - 5/8/03 in 4-2 win (CS-Game 7); (MIN-0, VAN-2)
At Home:
 3 - 3x, last, 4/17/18 in 2-0 loss (CQ-Game 4) (MIN-1, WPG-2)
On Road:
 2 - 5/8/03 in 4-2 win (CS-Game 7); (MIN-0, VAN-2)

MOST PENALTIES, PERIOD

13 - 4/15/08 in 3rd of 5-1 loss at COL (CQ-Game 4)
At Home:
 5 - 2x, last, 4/21/14 in 1st of 1-0 win vs. COL (CQ-Game 3)
On Road:
 13 - 4/15/08 in 3rd of 5-1 loss at COL (CQ-Game 4)

MOST PENALTIES AGAINST, PERIOD

9 - 4/17/07 in 3rd of 4-1 win vs. ANA (CQ-Game 4)
At Home:
 9 - 4/17/07 in 3rd of 4-1 win vs. ANA (CQ-Game 4)
On Road:
 8 - 4/13/18 in 3rd of 4-1 loss at WPG (CQ-Game 2)

MOST PENALTIES COMBINED, PERIOD

20 - 4/15/08 in 3rd of 5-1 loss at COL (CQ-Game 4) (MIN-13, COL-7)
At Home:
 13 - 4/17/07 in 3rd of 4-1 win vs. ANA (CQ-Game 4) (MIN-4, ANA-9)
On Road:
 20 - 4/15/08 in 3rd of 5-1 loss at COL (CQ-Game 4) (MIN-13, COL-7)

SHOTS ON GOAL

MOST SHOTS, GAME

52 - 4/12/17 in 2-1 loss vs. STL (CQ-Game 1)
At Home:
 52 - 4/12/17 in 2-1 loss vs. STL (CQ-Game 1)
On Road:
 41 - 4/16/17 in 3-1 loss at STL (CQ-Game 3)

MOST SHOTS AGAINST, GAME

48 - 5/3/13 in 5-2 loss at CHI (CQ-Game 2)
At Home:
 31 - 3x, last, 8/7/20 in 5-4 (OT) loss vs. VAN (QR-Game 4)
On Road:
 48 - 5/3/13 in 5-2 loss at CHI (CQ-Game 2)

MOST SHOTS COMBINED, GAME

85 - 4/14/08 in 3-2 (OT) win (CQ-Game 3) (MIN-39, COL-46)
At Home:
 78 - 4/12/17 in 2-1 loss (CQ-Game 1) (MIN-52, STL-26)
On Road:
 85 - 4/14/08 in 3-2 (OT) win (CQ-Game 3) (MIN-39, COL-46)

FEWEST SHOTS, GAME

16 - 5/8/03 in 4-2 win at VAN (CS-Game 7)
At Home:
 18 - 4x, last, 4/22/15 vs. STL (CQ-Game 4)
On Road:
 16 - 5/8/03 in 4-2 win at VAN (CS-Game 7)

FEWEST SHOTS AGAINST, GAME

12 - 4/24/14 in 2-1 win vs. COL (CQ-Game 4)
At Home:
 12 - 4/24/14 in 2-1 win vs. COL (CQ-Game 4)
On Road:
 21 - 4/16/15 in 4-2 win at STL (CQ-Game 1)

FEWEST SHOTS COMBINED, GAME

31 - 4/29/03 in 3-2 loss (CS-Game 3); (MIN-18, VAN-13)
At Home:
 31 - 4/29/03 in 3-2 loss (CS-Game 3); (MIN-18, VAN-13)
On Road:
 41 - 5/4/14 in 4-1 loss (CS-Game 2); (MIN-22, CHI-19)



PLAYOFF RECORD BOOK

TEAM RECORDS

MOST SHOTS, PERIOD	22 - 4/21/14 in 1st of 1-0 (OT) win vs. COL (CQ-Game 3)
At Home:	22 - 4/21/14 in 1st of 1-0 (OT) win vs. COL (CQ-Game 3)
On Road:	19 - 4/16/17 in 3rd of 3-1 loss at STL (CQ-Game 3)
MOST SHOTS AGAINST, PERIOD	22 - 4/19/07 in 3rd of 4-1 loss at ANA (CQ-Game 5)
At Home:	15 - 4/26/15 in 2nd of 4-1 win vs. STL (CQ-Game 6)
On Road:	22 - 4/19/07 in 3rd of 4-1 loss at ANA (CQ-Game 5)
MOST SHOTS COMBINED, PERIOD	33 - 4/19/07 in 2nd of 4-1 loss at ANA (CQ-Game 5) (MIN-11, ANA-22)
At Home:	33 - 4/19/07 in 2nd of 4-1 loss at ANA (CQ-Game 5) (MIN-11, ANA-22)
On Road:	29 - 5/3/13 in 2nd of 5-2 loss at CHI (CQ-Game 2) (MIN-15-CHI-14)
FEWEST SHOTS, PERIOD	2 - 4/14/16 in 1st of 4-0 loss at DAL (CQ-Game 1)
At Home:	3 - 4/14/03 in 3rd of 3-0 loss vs. COL (CQ-Game 3)
On Road:	2 - 4/14/16 in 1st of 4-0 loss at DAL (CQ-Game 1)
FEWEST SHOTS AGAINST, PERIOD	2 - 3x, last, 4/20/16 in 3rd of 3-2 loss vs. DAL (CQ-Game 4)
At Home:	2 - 2x, last, 4/20/16 in 3rd of 3-2 loss vs. DAL (CQ-Game 4)
On Road:	2 - 5/4/14 in 1st of 4-1 loss at CHI (CS-Game 2)
FEWEST SHOTS COMBINED, PERIOD	8 - 3x, last, 4/29/03 in 3rd of 3-2 loss (CS-Game 3) (MIN-5, VAN-3)
At Home:	8 - 3x, last, 4/29/03 in 3rd of 3-2 loss (CS-Game 3) (MIN-5, VAN-3)
On Road:	9 - 5/4/14 in 1st of 4-1 loss at CHI (CS-Game 2) (MIN-7, CHI-2)
MOST SHOTS, OVERTIME	12 - 4/14/08, 3-2 (OT) win at COL (CQ-Game 3)
At Home:	10 - 5/10/03, 1-0 (2OT) loss vs. ANA (CF-Game 1)
On Road:	12 - 4/14/08, 3-2 (OT) win at COL (CQ-Game 3)
SHUTOUTS	
MOST SHUTOUTS, SEASON	2 - 2014
MOST SHUTOUTS AGAINST, SEASON	4 - 2003
At Home:	3 - 2003
On Road:	1 - 5x, last, 2018 Conference Quarterfinal vs. WPG
MOST SHUTOUTS, SERIES	1 - 4x, last, 2020, Qualifying Round vs. VAN
MOST SHUTOUTS AGAINST, SERIES	3 - 2003, Conference Final vs. ANA
At Home:	2 - 2003, Conference Final vs. ANA
On Road:	1 - 3x, last, 2018 Conference Quarterfinal vs. WPG

FASTEST GOALS

FASTEST GOAL TO START GAME	0:49 - Zach Parise (PPG), 4/28/14 vs. COL (CQ-Game 6)
At Home:	0:49 - Zach Parise (PPG), 4/28/14 vs. COL (CQ-Game 6)
On Road:	2:47 - Jason Zucker, 4/16/15 at STL (CQ-Game 1)
FASTEST GOAL TO START GAME, OPPONENT	0:24 - Tanner Pearson, 8/4/20 at VAN (QR-Game 2)
At Home:	0:26 - Patrick Sharp, 4/18/16 vs. DAL (CQ-Game 3)
On Road:	0:24 - Tanner Pearson, 8/4/20 at VAN (QR-Game 2)
FASTEST TWO GOALS, TEAM	0:16 - Jared Spurgeon & Mikael Granlund, 4/24/16 @ 3:48 & 4:04 in 3rd of 5-4 loss vs. DAL (CQ-Game 6)
At Home:	0:16 - Jared Spurgeon & Mikael Granlund, 4/24/16 @ 3:48 & 4:04 in 3rd of 5-4 loss vs. DAL (CQ-Game 6)
On Road:	0:25 - Marian Gaborik & Wes Walz, 4/10/03 @ 9:28 & 9:53 in 2nd of 4-2 win at COL (CQ-Game 1)
FASTEST TWO GOALS AGAINST, TEAM	0:28 - Jason Spezza & Alex Goligoski, 4/22/16 @ 8:28 & 8:56 in 3rd of 5-4 (OT) win at DAL (CQ-Game 5)
At Home:	1:03 - Vladimir Tarasenko & Patrik Berglund, 4/22/15 @ 15:47 & 16:50 in 2nd of 6-1 loss vs. STL (CQ-Game 4)
On Road:	0:28 - Jason Spezza & Alex Goligoski, 4/22/16 @ 8:28 & 8:56 in 3rd of 5-4 (OT) win at DAL (CQ-Game 5)
FASTEST THREE GOALS, TEAM	3:40 - Darby Hendrickson, Antti Laaksonen & Andrew Brunette, 5/07/03 @ 6:57, 9:25 & 10:37 in 3rd of 5-1 win vs. VAN (CS-Game 6)
At Home:	3:40 - Darby Hendrickson, Antti Laaksonen & Andrew Brunette, 5/07/03 @ 6:57, 9:25 & 10:37 in 3rd of 5-1 win vs. VAN (CS-Game 6)
On Road:	4:20 - Filip Kuba, Marian Gaborik & Wes Walz, 4/10/03 @ 5:33, 9:28 & 9:53 in 2nd of 4-2 win at COL (CQ-Game 1)
FASTEST THREE GOALS AGAINST, TEAM	4:32 - Ryan Reaves, Vladimir Tarasenko & David Backes, 4/22/15 @ 5:34, 6:59 & 10:06 in 1st of 6-1 loss vs. STL (CQ-Game 4)
At Home:	4:32 - Ryan Reaves, Vladimir Tarasenko & David Backes, 4/22/15 @ 5:34, 6:59 & 10:06 in 1st of 6-1 loss vs. STL (CQ-Game 4)
On Road:	3:21 - J.T. Miller, Brock Boeser & Bo Horvat, 8/4/20 @ 3:01, 8:42 & 6:22 in 2nd of 4-3 loss at VAN (QR-Game 2)
FASTEST OVERTIME GOAL SCORED BY WILD	1:14 - 4/11/08, Keith Carney, 3-2 win vs. COL (CQ-Game 2)
At Home:	1:14 - 4/11/08, Keith Carney, 3-2 win vs. COL (CQ-Game 2)
On Road:	3:25 - 4/22/03, Andrew Brunette, 3-2 win at COL (CQ-Game 7)

PLAYOFF RECORD BOOK



INDIVIDUAL RECORDS

GAMES		MOST ASSISTS BY OPPONENT, SERIES	8 - 3x, last, Kevin Shattenkirk, 2015 Conference Quarterfinal vs. STL
MOST GAMES, CAREER	59 - Mikko Koivu, 2006-20	By Defenseman:	8 - Kevin Shattenkirk, 2015 Conference Quarterfinal vs. STL
By Defenseman	48 - Jonas Brodin & Jared Spurgeon, 2012-20	MOST ASSISTS BY OPPONENT, GAME	3 - 7x, last, Quinn Hughes, 8/6/20 vs. VAN (QR-Game 3)
MOST GAMES, SEASON	18 - Andrew Brunette, Marian Gaborik, Filip Kuba, Willie Mitchell, Richard Park, Nick Schultz, Wes Walz, Sergei Sholtok & Andrei Zyuzin, 2003	By Defenseman:	3 - 2x, last, Quinn Hughes, 8/6/20 vs. VAN (QR-Game 3)
By Defenseman:	18 - Filip Kuba, Willie Mitchell, Nick Schultz & Andrei Zyuzin, 2003	MOST ASSISTS, PERIOD	3 - Cliff Ronning, 5/07/03 in 3rd of 5-1 win vs. VAN (CS-Game 5)
GOALS		MOST ASSISTS AGAINST, PERIOD	2 - 19x, last, Quinn Hughes, 8/6/20 in 3rd of 3-0 loss vs. VAN (QR-Game 3)
MOST GOALS, CAREER	14 - Zach Parise, 2012-20	POINTS	
By Defenseman	8 - Jared Spurgeon, 2012-20	MOST POINTS, CAREER	34 - Zach Parise (14g-20a), 2012-20
MOST GOALS, SEASON	9 - Marian Gaborik, 2003	By Defenseman:	21 - Jared Spurgeon (8g-13a), 2012-20
By Defenseman:	3 - 2x, last, Jared Spurgeon, 2014	MOST POINTS, SEASON	17 - Marian Gaborik (9g-8a), 2003
MOST GOALS, SERIES	5 - 2x, last, Marian Gaborik & Wes Walz, 2003 Conference Semifinal vs. VAN	By Defenseman:	8 - Filip Kuba (3g-5a), 2003
By Defenseman:	2 - 4x, last, Jared Spurgeon, 2020 Qualifying Round vs. VAN	By Rookie:	7 - Erik Haula (4g-3a), 2014
MOST GOALS BY OPPONENT, SERIES	6 - 2x, last, Vladimir Tarasenko, 2015 Conference Quarterfinal vs. STL	MOST POINTS, SERIES	11 - Marian Gaborik (5g-6a), 2003 Conference Semifinal vs. VAN
MOST GOALS, GAME	2 - 15x, last, Kevin Fiala, 8/4/20 at VAN (QR-Game 2)	By Defenseman:	5 - Jared Spurgeon (2g-3a), 2016 Conference Quarterfinal vs. DAL
By Defenseman:	2 - 2x, last, Jared Spurgeon, 48/2/20 at VAN (QR-Game 1)	MOST POINTS BY OPPONENT, SERIES	10 - 3x, last, Jamie Benn (4g-6a), 2016 Conference Quarterfinal vs. DAL
MOST GOALS BY OPPONENT, GAME	3 - Vladimir Tarasenko, 4/18/15 at STL (CQ-Game 2)	MOST POINTS, GAME	4 - Zach Parise (2g-2a), 4/28/14 vs. COL (CQ-Game 6)
MOST GOALS, PERIOD	2 - 5x, last, Kevin Fiala, 8/4/20 in 3rd of 4-3 loss at VAN (QR-Game 2)	By Defenseman:	3 - Jared Spurgeon (2g-1a), 8/2/20 at VAN (QR-Game 1)
MOST GOALS AGAINST, PERIOD	2 - 8x, last, Patrick Sharp, 4/18/16 in 1st of 5-3 win vs. DAL (CQ-Game 3)	MOST POINTS BY OPPONENT, GAME	4 - 3x, last, Jamie Benn (1g-3a), 4/24/16 vs. DAL (CQ-Game 6)
ASSISTS		MOST POINTS, PERIOD	3 - Cliff Ronning (0g-3a), 5/7/03 in 3rd of 5-1 win vs. VAN (CS-Game 6)
MOST ASSISTS, CAREER	20 - Zach Parise, 2012-20	MOST POINTS AGAINST, PERIOD	2 - Many times, last, Quinn Hughes (1g-1a), 8/7/20 in 2nd of 5-4 (OT) loss vs. VAN (QR-Game 4)
By Defenseman:	15 - Ryan Suter, 2012-20	STREAKS	
MOST ASSISTS, SEASON	11 - Sergei Zholtok, 2003	LONGEST GOAL-SCORING STREAK	4 - 2x, last, Mikko Koivu (4g); 4/9-4/15/08
By Defenseman:	6 - Ryan Suter, 2014	LONGEST POINT-SCORING STREAK	8 - Marian Gaborik (7g-8a=15pts); 4/21-5/07/03
MOST ASSISTS, SERIES	7 - Zach Parise, 2014 Conference Quarterfinal vs. COL	LONGEST ASSIST STREAK	4 - Zach Parise (5a), 4/17-4/24/14 - Jason Pominville (4a), 4/21-4/28/14
By Defenseman	3 - 5x, last, Jared Spurgeon & Ryan Suter, 2016 Conference Quarterfinal vs. DAL	MOST CONSECUTIVE WINS BY GOALTENDER	3 - Dwayne Roloson, 5/05-5/08/03 - Manny Fernandez, 4/19-4/22/03
MOST ASSISTS, GAME	3 - 2x, last, Kyle Brodziak, 4/30/14 at COL (CQ-Game 7)	MOST CONSECUTIVE LOSSES BY GOALTENDER	4 - Devan Dubnyk, 5/1-5/7/15
By Defenseman:	2 - 8x, last, Jonas Brodin, 8/7/20 vs. VAN (QR-Game 4)	LONGEST SHUTOUT STREAK BY GOALTENDER	98:09 - Darcy Kuemper, 4/21/14



PLAYOFF RECORD BOOK



INDIVIDUAL RECORDS

PENALTY MINUTES

MOST PENALTY MINUTES, CAREER
44 - Derek Boogaard
MOST PENALTY MINUTES, SEASON
27 - Stephane Veilleux, 2008 Conference Quarterfinal vs. COL
MOST PENALTY MINUTES, SERIES
27 - Stephane Veilleux, 2008 Conference Quarterfinal vs. COL
MOST PENALTY MINUTES, GAME
25 - Stephane Veilleux, 4/15/08 at COL (CQ-Game 4)
By Goaltender:
2 - 3x, last, Niklas Backstrom, 4/15/07 vs. ANA (CQ-Game 3)
MOST PENALTY MINUTES BY OPPONENT, SERIES
26 - Steve Ott, 2015 Conference Quarterfinal vs. STL
MOST PENALTY MINUTES BY OPPONENT, GAME
20 - Brad May, 4/17/07 vs. ANA (CQ-Game 3)
MOST PENALTY MINUTES, PERIOD
19 - Stephane Veilleux, 4/15/08 in 3rd of 5-1 loss at COL (CQ-Game 4)
MOST PENALTY MINUTES BY OPPONENT, PERIOD
20 - Brad May, 4/17/07 in 3rd of 4-1 win vs. ANA (CQ-Game 3)
POWER-PLAY GOALS
MOST POWER-PLAY GOALS, CAREER
6 - Zach Parise, 2012-20
MOST POWER-PLAY GOALS, SEASON
4 - Marian Gaborik & Andrew Brunette, 2003
MOST POWER-PLAY GOALS, SERIES
3 - Marian Gaborik, 2003 Conference Quarterfinal vs. COL
MOST POWER-PLAY GOALS AGAINST, SERIES
3 - 3x, last, Adam Oates, 2003 Conference Final vs. ANA
MOST POWER-PLAY GOALS, GAME
2 - 2x, last, Jared Spurgeon, 4/24/16 vs. DAL (CQ-Game 6)
MOST POWER-PLAY GOALS AGAINST, GAME
2 - 2x, last, Francois Beauchemin, 4/13/07 at ANA (CQ-Game 2)
MOST POWER-PLAY GOALS, PERIOD
2 - Jared Spurgeon, 4/24/16 in 3rd of 5-4 loss vs. DAL (CQ-Game 6)
MOST POWER-PLAY GOALS AGAINST, PERIOD
1 - 45x, last, Quinn Hughes, 8/7/20 in 2nd of 5-4 (OT) loss vs. VAN (QR-Game 4)

SHORT-HANDED GOALS

MOST SHORT-HANDED GOALS, CAREER
2 - Wes Walz, 2003-07
MOST SHORT-HANDED GOALS, SEASON
2 - Wes Walz, 2003
MOST SHORT-HANDED GOALS, SERIES
1 - 8x, last, Luke Kunin, 2020 Qualifying Round vs. VAN
MOST SHORT-HANDED GOALS BY OPPONENT, SERIES
1 - 10x, last, Marian Hossa & Jonathan Toews, 2015 Conference Semifinal vs. CHI
MOST SHORT-HANDED GOALS, GAME
1 - 8x, last, Luke Kunin, 8/4/20 in 4-3 loss at VAN (QR-Game 2)
MOST SHORT-HANDED GOALS BY OPPONENT, GAME
1 - 10x, last, Marian Hossa, 5/7/15 in 4-3 loss vs. CHI (CS-Game 4)
MOST SHORT-HANDED GOALS, PERIOD
1 - 8x, last, Zach Parise, Luke Kunin, 8/4/20 in 1st of 4-3 loss at VAN (QR-Game 2)
MOST SHORT-HANDED GOALS BY OPPONENT, PERIOD
1 - 10x, last, Marian Hossa, 5/7/15 in 3rd of 4-3 loss vs. CHI (CS-Game 4)

GAME-WINNING GOALS

MOST GAME-WINNING GOALS, CAREER
3 - Nino Niederreiter, 2013-16
MOST GAME-WINNING GOALS, SEASON
2 - 3x, last, Mikko Koivu, 2016
MOST GAME-WINNING GOALS, SERIES
2 - Mikko Koivu, 2016 Conference Quarterfinal vs. DAL
OVERTIME GOALS
MOST OVERTIME GOALS, CAREER
1 - 8x, last, 2016, Mikko Koivu
MOST OVERTIME GOALS, SEASON
1 - 8x, last, 2016, Mikko Koivu
MOST OVERTIME GOALS, SERIES
1 - 8x, last, Mikko Koivu, 2016 Conference Quarterfinal vs. DAL

SHOTS ON GOAL

MOST SHOTS ON GOAL, CAREER
121 - Mikko Koivu, 2006-20
By Defenseman:
75 - Ryan Suter, 2012-20
MOST SHOTS ON GOAL, SEASON
52 - Marian Gaborik, 2003
By Defenseman:
30 - Andrei Zyuzin, 2003
MOST SHOTS ON GOAL, GAME
9 - Marian Gaborik, 4/14/08 at COL (CQ-Game 3)
By Defenseman:
7 - Ryan Suter, 4/16/17 at STL (CQ-Game 3)
MOST SHOTS ON GOAL BY OPPONENT, GAME
8 - 4x, last, Patrick Sharp, 5/3/13 at CHI (CQ-Game 2)

PLAYOFF RECORD BOOK

INDIVIDUAL RECORDS

GAMES PLAYED, GOALTENDER

MOST GAMES PLAYED BY GOALTENDER, CAREER
26 - Devan Dubnyk, 2014-20
MOST GAMES PLAYED BY GOALTENDER, SEASON
11 - Dwayne Roloson, 2003
MOST GAMES PLAYED BY GOALTENDER, SERIES
6 - 5x, last, Devan Dubnyk, 2016 Conference Quarterfinal vs. DAL
MINUTES PLAYED
MOST MINUTES PLAYED BY GOALTENDER, CAREER
1,499 - Devan Dubnyk, 2014-20
MOST MINUTES PLAYED BY GOALTENDER, SEASON
579 - Dwayne Roloson, 2003
MOST MINUTES PLAYED BY GOALTENDER, SERIES
367 - Ilya Bryzgalov, 2014 Conference Semifinal vs. CHI
MOST MINUTES PLAYED BY GOALTENDER, GAME
88:06 - Manny Fernandez, 5/10/03 vs. ANA (CF-Game 1)

WINS / LOSSES

MOST WINS BY GOALTENDER, CAREER
8 - Devan Dubnyk, 2014-20
MOST LOSSES BY GOALTENDER, CAREER
18 - Devan Dubnyk, 2014-20
MOST WINS BY GOALTENDER, SEASON
5 - Dwayne Roloson, 2003
MOST LOSSES BY GOALTENDER, SEASON
6 - 3x, last, Devan Dubnyk, 2015
MOST WINS BY GOALTENDER, SERIES
4 - 2x, last, Devan Dubnyk, 2015 Conference Quarterfinal vs. STL
MOST LOSSES BY GOALTENDER, SERIES
4 - 8x, last, Devan Dubnyk, 2018 Conference Quarterfinal vs. WPG

SAVES

MOST SAVES, CAREER
640 - Devan Dubnyk, 2014-20
MOST SAVES, SEASON
236 - Devan Dubnyk, 2015
MOST SAVES, SERIES
153 - Niklas Backstrom, 2008 Conference Quarterfinal vs. COL
MOST SAVES AGAINST, SERIES
211 - Semyon Varlamov, 2014 Conference Quarterfinal vs. COL
MOST SAVES, GAME
44 - Niklas Backstrom, 4/14/08 at COL (CQ-Game 3)
MOST SAVES, GAME (REGULATION)
43 - 2x, last, Josh Harding, 5/3/13 at CHI (CQ-Game 2)
MOST SAVES AGAINST, GAME
51 - Jake Allen, 4/12/17 vs. STL (CQ-Game 1)
MOST SAVES AGAINST, GAME (REGULATION)
40 - Jake Allen, 4/16/17 at STL (CQ-Game 3)
MOST SAVES, PERIOD
21 - Niklas Backstrom, 4/19/07 in 2nd of 4-1 loss at ANA (CQ-Game 5)
MOST SAVES AGAINST, PERIOD
22 - Semyon Varlamov, 4/21/14 in 1st of 1-0 (OT) win vs. COL (CQ-Game 3)

GOALS ALLOWED

MOST GOALS ALLOWED BY GOALTENDER, CAREER
68 - Devan Dubnyk, 2014-20
MOST GOALS ALLOWED BY GOALTENDER, SEASON
25 - Dwayne Roloson, 2003
MOST GOALS ALLOWED BY GOALTENDER, SERIES
20 - Devan Dubnyk, 2016 Conference Quarterfinal vs. DAL
FEWEST GOALS ALLOWED BY GOALTENDER, SERIES
4 - Manny Fernandez, 2003 Conference Final vs. ANA
MOST GOALS ALLOWED, GAME
6 - Devan Dubnyk, 4/22/15 vs. STL in 6-1 loss (CQ-Game 4)
MOST GOALS ALLOWED, PERIOD
4 - Devan Dubnyk, 4/20/18 in 1st of 5-0 loss at WPG (CQ-Game 5)

GOALS-AGAINST AVERAGE

LOWEST GOALS-AGAINST AVERAGE, CAREER
1.96 - Manny Fernandez, 2003
LOWEST GOALS-AGAINST AVERAGE, SEASON
1.86 - Devan Dubnyk, 2017
LOWEST GOALS-AGAINST AVERAGE, SERIES
1.37 - Manny Fernandez, 2003 Conference Final vs. ANA

SAVE PERCENTAGE

HIGHEST SAVE PERCENTAGE, CAREER
.929 - Manny Fernandez, 2003
HIGHEST SAVE PERCENTAGE, SEASON
.929 - Manny Fernandez, 2003
HIGHEST SAVE PERCENTAGE, SERIES
.943 - Manny Fernandez, 2003 Conference Final vs. ANA

SHUTOUTS

MOST SHUTOUTS, CAREER
2 - Devan Dubnyk, 2014-20
MOST SHUTOUTS, SEASON
1 - 5x, last, Alex Stalock, 2020
MOST SHUTOUTS, SERIES
1 - 5x, last, Alex Stalock, 2020 Qualifying Round vs. VAN



ALL-TIME PLAYOFF SCORING & GOALTENDING

PLAYER	GP	G	A	PTS	+/-	PIM	PPG	SHG	GWG	SOG	SH%
Zach Parise	40	14	20	34	-12	24	6	1	1	116	12.1
Mikko Koivu	59	11	17	28	-18	38	3	1	2	121	9.1
Jason Pominville	36	9	14	23	-4	6	2	0	1	96	9.4
Marian Gaborik	29	12	10	22	2	18	5	1	1	95	12.6
Mikael Granlund	39	8	13	21	2	4	1	0	2	91	8.8
Jared Spurgeon	48	8	13	21	-8	16	5	0	0	74	10.8
Nino Niederreiter	39	8	10	18	-7	24	0	0	3	76	10.5
Ryan Suter	42	2	15	17	-17	22	2	0	0	75	2.7
Charlie Coyle	44	7	8	15	-17	18	1	0	2	85	8.2
Wes Walz	23	7	7	14	6	18	0	2	2	38	18.4
Andrew Brunette	18	7	6	13	-3	4	4	0	1	33	21.2
Erik Haula	24	6	7	13	1	2	0	0	1	53	11.3
Sergei Zholtok	18	2	11	13	-7	0	1	0	0	34	5.9
Jonas Brodin	48	1	9	10	-4	14	0	0	0	40	2.5
Pierre-Marc Bouchard	21	4	5	9	-1	4	1	0	1	38	10.5
Matt Dumba	30	3	6	9	-7	16	2	0	1	51	5.9
Cliff Ronning	17	2	7	9	-3	4	1	0	0	37	5.4
Marco Scandella	39	6	3	9	-1	6	1	1	0	65	9.2
Kyle Brodziak	27	3	5	8	-5	8	0	0	0	36	8.3
Pascal Dupuis	16	4	4	8	0	8	2	0	1	36	11.1
Filip Kuba	18	3	5	8	-8	24	3	0	0	21	14.3
Brian Rolston	11	3	5	8	2	12	0	1	0	54	5.6
Eric Staal	14	2	6	8	-4	4	0	0	0	35	5.7
Jason Zucker	31	4	4	8	-9	6	0	0	1	63	6.3
Pavol Demitra	11	2	5	7	-1	2	1	0	0	24	8.3
Dany Heatley	11	1	5	6	6	4	0	0	0	9	11.1
Richard Park	18	3	3	6	-2	4	0	0	1	26	11.5
Matt Cooke	13	0	5	5	2	12	0	0	0	12	0.0
Matt Cullen	10	1	4	5	-2	4	0	0	0	12	8.3
Darby Hendrickson	17	2	3	5	1	4	0	0	1	22	9.1
Jeremy Stevenson	14	0	5	5	0	12	0	0	0	17	0.0
Kevin Fiala	4	3	1	4	1	10	1	0	1	19	15.8
Justin Fontaine	19	2	2	4	-1	4	0	0	1	21	9.5
Antti Laaksonen	16	1	3	4	-3	4	0	0	0	25	4.0
Willie Mitchell	18	1	3	4	5	14	0	0	0	18	5.6
Clayton Stoner	14	1	3	4	3	26	0	0	0	13	7.7
Thomas Vanek	10	0	4	4	-7	2	0	0	0	19	0.0
Brent Burns	11	0	3	3	1	20	0	0	0	29	0.0
Matt Moulson	10	1	2	3	0	4	0	0	0	21	4.8
Petteri Nummelin	7	1	2	3	0	0	1	0	0	15	6.7
Nate Prosser	25	0	3	3	-6	30	0	0	0	15	0.0
Keith Carney	11	1	1	2	3	4	0	0	1	3	33.3
Cal Clutterbuck	5	1	1	2	0	4	0	0	0	11	9.1
Jim Dowd	15	0	2	2	-1	0	0	0	0	24	0.0
Joel Eriksson Ek	12	1	1	2	1	2	0	0	0	23	4.3
Todd Fedoruk	6	1	1	2	-2	16	1	0	0	5	20.0
Marcus Foligno	9	1	1	2	-4	21	0	0	0	8	12.5
Kurtis Foster	3	0	2	2	0	0	0	0	0	5	0.0
Jordan Greenway	9	1	1	2	1	8	0	0	0	9	11.1
Luke Kunin	4	2	0	2	0	2	1	1	0	6	33.3
Jason Marshall	15	1	1	2	-1	16	0	0	1	12	8.3
Nick Schultz	24	0	2	2	2	10	0	0	0	9	0.0
Nick Seeler	5	0	2	2	1	7	0	0	0	5	0.0
Lubomir Sekeras	15	1	1	2	-2	6	1	0	1	13	7.7
Chris Stewart	13	0	2	2	-3	2	0	0	0	11	0.0
Derek Boogaard	10	0	1	1	-1	44	0	0	0	1	0.0
Martin Hanzal	5	1	0	1	-2	0	0	0	0	10	10.0
Kim Johnsson	10	0	1	1	-2	20	0	0	0	16	0.0
David Jones	6	0	1	1	0	0	0	0	0	3	0.0
Cody McCormick	13	1	0	1	1	14	0	0	0	6	16.7
Torrey Mitchell	5	1	0	1	-4	0	0	0	0	8	12.5
Mark Parrish	6	1	0	1	2	0	0	0	0	14	7.1

ALL-TIME PLAYOFF SCORING & GOALTENDING



PLAYER	GP	G	A	PTS	+/-	PIM	PPG	SHG	GWG	SOG	SH%
Chris Porter	6	1	0	1	0	0	0	0	0	4	25.0
Jordan Schroeder	5	1	0	1	-1	0	0	0	0	7	14.3
Devin Setoguchi	5	1	0	1	-2	0	0	0	0	12	8.3
James Sheppard	6	0	1	1	-1	4	0	0	0	4	0.0
Nico Sturm	2	1	0	1	-1	0	0	0	0	1	100.0
Aaron Voros	5	1	0	1	-1	16	0	0	0	10	10.0
Daniel Winnik	5	0	1	1	0	5	0	0	0	6	0.0
Mats Zuccarello	4	0	1	1	-1	0	0	0	0	3	0.0
Andrei Zyuzin	18	0	1	1	-3	14	0	0	0	30	0.0
Keith Ballard	3	0	0	0	-2	0	0	0	0	2	0.0
Matt Bartkowski	1	0	0	0	0	0	0	0	0	2	0.0
Eric Belanger	6	0	0	0	-1	4	0	0	0	9	0.0
Sean Bergenheim	3	0	0	0	-2	0	0	0	0	1	0.0
Brad Bombardir	4	0	0	0	-1	0	0	0	0	1	0.0
Brad Brown	11	0	0	0	-1	16	0	0	0	0	0.0
Ryan Carter	3	0	0	0	-1	10	0	0	0	1	0.0
Zac Dalpe	3	0	0	0	-1	0	0	0	0	0	0.0
Ryan Donato	2	0	0	0	1	2	0	0	0	1	0.0
Tyler Ennis	1	0	0	0	-1	0	0	0	0	1	0.0
Justin Falk	4	0	0	0	-3	2	0	0	0	0	0.0
Christian Folin	2	0	0	0	-2	2	0	0	0	1	0.0
Matt Foy	1	0	0	0	0	0	0	0	0	0	0.0
Kurtis Gabriel	4	0	0	0	0	0	0	0	0	2	0.0
Alex Galchenyuk	4	0	0	0	-2	4	0	0	0	4	0.0
Tom Gilbert	5	0	0	0	-2	2	0	0	0	0	0.0
Adam Hall	3	0	0	0	0	7	0	0	0	2	0.0
Ryan Hartman	4	0	0	0	0	9	0	0	0	6	0.0
Sean Hill	5	0	0	0	-2	4	0	0	0	1	0.0
Brad Hunt	4	0	0	0	-1	2	0	0	0	7	0.0
Matt Johnson	12	0	0	0	0	25	0	0	0	2	0.0
Zenon Konopka	2	0	0	0	-2	0	0	0	0	2	0.0
Jordan Leopold	9	0	0	0	-3	0	0	0	0	7	0.0
Bill Muckalt	5	0	0	0	-3	0	0	0	0	4	0.0
Ryan Murphy	1	0	0	0	0	0	0	0	0	2	0.0
Benoit Pouliot	1	0	0	0	1	0	0	0	0	2	0.0
Branko Radivojevic	7	0	0	0	-1	2	0	0	0	11	0.0
Kyle Rau	1	0	0	0	-1	0	0	0	0	0	0.0
Erik Reitz	2	0	0	0	-1	0	0	0	0	0	0.0
Mike Rupp	4	0	0	0	-3	12	0	0	0	2	0.0
Chris Simon	2	0	0	0	-1	0	0	0	0	0	0.0
Martin Skoula	11	0	0	0	1	4	0	0	0	8	0.0
Wyatt Smith	4	0	0	0	0	0	0	0	0	2	0.0
Carson Soucy	8	0	0	0	-6	0	0	0	0	5	0.0
Jarret Stoll	4	0	0	0	-1	4	0	0	0	2	0.0
Stephane Veilleux	17	0	0	0	-1	35	0	0	0	24	0.0
Ryan White	3	0	0	0	0	4	0	0	0	2	0.0
Todd White	4	0	0	0	-1	0	0	0	0	6	0.0

GOALTENDER	GP	W	L	SA	SV	SV%	GA	GAA	MIN
Devan Dubnyk	26	8	18	708	640	0.904	68	2.72	1499
Niklas Backstrom	11	3	8	315	287	0.911	28	2.55	658
Dwayne Roloson	11	5	6	257	232	0.903	25	2.59	578
Ilya Bryzgalov	9	3	6	182	161	0.885	21	2.63	479
Manny Fernandez	9	3	4	253	235	0.929	18	1.96	552
Darcy Kuemper	9	3	1	169	154	0.911	15	2.13	421
Josh Harding	6	1	4	146	134	0.918	12	2.72	265
Alex Stalock	5	1	3	132	119	0.902	13	2.73	285



ALL-TIME PLAYOFF LEADERS

PLAYOFF FIRSTS



GAMES

1. Mikko Koivu	59
2. Jonas Brodin	48
Jared Spurgeon	48
4. Charlie Coyle	44
5. Ryan Suter	42
6. Zach Parise	40

GOALS

1. Zach Parise	14
2. Marian Gaborik	12
3. Mikko Koivu	11
4. Jason Pominville	9
5. Jared Spurgeon	8
Mikael Granlund	8
Nino Niederreiter	8
7. Three Players Tied	7

ASSISTS

1. Zach Parise	20
2. Mikko Koivu	17
3. Ryan Suter	15
4. Jason Pominville	14
5. Jared Spurgeon	13
Mikael Granlund	13
7. Sergei Zholtok	11

POINTS

1. Zach Parise	34
2. Mikko Koivu	28
3. Jason Pominville	23
4. Marian Gaborik	22
5. Jared Spurgeon	21
Mikael Granlund	21
Nino Niederreiter	18
8. Ryan Suter	17

PLUS/MINUS

1. Dany Heatley	6
Wes Walz	6
3. Willie Mitchell	5
4. Keith Carney	3
Clayton Stoner	3

PENALTY MINUTES

1. Derek Boogaard	44
2. Mikko Koivu	38
3. Stephane Veilleux	35
4. Nate Prosser	30
5. Clayton Stoner	26
6. Matt Johnson	25
7. Zach Parise	24
Filip Kuba	24
Nino Niederreiter	24

POWER-PLAY GOALS

1. Zach Parise	6
2. Jared Spurgeon	5
Marian Gaborik	5
4. Andrew Brunette	4
5. Mikko Koivu	3
Filip Kuba	3
7. Matt Dumba	2
Ryan Suter	2
Jason Pominville	2
Pascal Dupuis	2

SHORT-HANDED GOALS

1. Wes Walz	2
2. Zach Parise	1
Marian Gaborik	1
Mikko Koivu	1
Luke Kunin	1
Brian Rolston	1
Marco Scandella	1

GAME-WINNING GOALS

1. Nino Niederreiter	3
2. Charlie Coyle	2
Mikael Granlund	2
Mikko Koivu	2
Wes Walz	2
6. 16 Players Tied	1

OVERTIME GOALS

1. Pierre-Marc Bouchard	1
Andrew Brunette	1
Keith Carney	1
Mikael Granlund	1
Mikko Koivu	1
Nino Niederreiter	1
Richard Park	1
Jason Zucker	1

SHOTS ON GOAL

1. Mikko Koivu	121
2. Zach Parise	116
3. Jason Pominville	96
4. Marian Gaborik	95
5. Mikael Granlund	91
6. Charlie Coyle	85

GAMES PLAYED (GOALTENDERS)

1. Devan Dubnyk	26
2. Niklas Backstrom	11
Dwayne Roloson	11
4. Ilya Bryzgalov	9
Manny Fernandez	9
Darcy Kuemper	9
7. Josh Harding	6
8. Alex Stalock	5

GAMES STARTED (GOALTENDERS)

1. Devan Dubnyk	26
2. Niklas Backstrom	11
Dwayne Roloson	11
4. Ilya Bryzgalov	8
5. Manny Fernandez	7
6. Josh Harding	5
Darcy Kuemper	5
8. Alex Stalock	4

GOALS-AGAINST AVERAGE

1. Manny Fernandez	1.96
2. Darcy Kuemper	2.13
3. Niklas Backstrom	2.55
4. Dwayne Roloson	2.59
5. Ilya Bryzgalov	2.63
6. Devan Dubnyk	2.72
Josh Harding	2.72
8. Alex Stalock	2.73

WINS

1. Devan Dubnyk	8
2. Dwayne Roloson	5
3. Niklas Backstrom	3
Ilya Bryzgalov	3
Manny Fernandez	3
Darcy Kuemper	3
7. Alex Stalock	1
Josh Harding	1

LOSSES

1. Devan Dubnyk	18
2. Niklas Backstrom	8
3. Ilya Bryzgalov	6
Dwayne Roloson	6
5. Manny Fernandez	4
Josh Harding	4
7. Alex Stalock	3
8. Darcy Kuemper	1

SAVES

1. Devan Dubnyk	640
2. Niklas Backstrom	287
3. Manny Fernandez	235
4. Dwayne Roloson	232
5. Ilya Bryzgalov	161
6. Darcy Kuemper	154
7. Josh Harding	134
8. Alex Stalock	119

SHOTS FACED

1. Devan Dubnyk	708
2. Niklas Backstrom	315
3. Dwayne Roloson	257
4. Manny Fernandez	253
5. Ilya Bryzgalov	182
6. Darcy Kuemper	169
7. Josh Harding	146
8. Alex Stalock	132

SAVE PERCENTAGE

1. Manny Fernandez	.929
2. Josh Harding	.918
3. Niklas Backstrom	.911
Darcy Kuemper	.911
5. Devan Dubnyk	.904
6. Dwayne Roloson	.903
7. Alex Stalock	.902
8. Ilya Bryzgalov	.885

MINUTES PLAYED

1. Devan Dubnyk	1,499
2. Niklas Backstrom	658
3. Dwayne Roloson	578
4. Manny Fernandez	552
5. Ilya Bryzgalov	479
6. Darcy Kuemper	421
7. Alex Stalock	285
8. Josh Harding	265

SHUTOUTS

1. Devan Dubnyk	2
2. Alex Stalock	1
Darcy Kuemper	1
Ilya Bryzgalov	1

FIRST GAME

Home: vs. COL, 4/14/03
Road: at COL, 4/10/03

FIRST WIN

Home: vs. COL (3-2 OT), 04/21/03
Road: at COL (4-2), 4/10/03

FIRST OT WIN

Home: vs. COL (3-2 OT), 4/21/03
Road: at COL (3-2 OT), 4/22/03

FIRST OT LOSS

Home: vs. VAN (3-2 OT), 5/2/03
Road: at VAN (4-3 OT), 4/25/03

FIRST LOSS

Home: vs. COL (3-0), 4/14/03
Road: at COL (3-2), 4/12/03

FIRST SHUTOUT FOR

Home: vs. COL (1-0 OT), 4/21/14
Road: at STL (2-0), 4/19/17

FIRST SHUTOUT AGAINST

Home: vs. COL (3-0, Roy), 4/14/03
Road: at ANA (4-0, Giguere), 5/14/03

FIRST GOAL

Home: Marian Gaborik, 17:20 of 3rd per., vs. COL (3-1 loss), 4/16/03
Road: Filip Kuba, 5:33 of 2nd per., at COL (4-2 win), 4/10/03

FIRST ASSISTS

Home: Cliff Ronning, Sergei Zholtok, 17:20 of 3rd per., vs. COL (3-1 loss), 4/16/03
Road: Andrew Brunette, Sergei Zholtok, 5:33 of 2nd per., at COL (4-2 win), 4/10/03

FIRST GAME-WINNING GOAL

Home: Richard Park, 4:22 of OT, vs. COL (3-2 OT win), 4/21/03
Road: Wes Walz, 9:53 of 2nd, at COL (4-2 win), 4/10/03

FIRST OT GOAL

Home: Richard Park, 4:22 of OT, vs. COL (3-2 OT win), 4/21/03
Road: Andrew Brunette, 3:25 of OT, at Colorado (3-2 OT win), 4/22/03

FIRST POWER-PLAY GOAL

Home: Marian Gaborik, 17:20 of 3rd per., vs. COL (3-1 loss), 4/16/03
Road: Filip Kuba, 5:33 of 2nd per., at COL (4-2 win), 4/10/03

FIRST SHORT-HANDED GOAL

Home: Zach Parise, 7:14 of 1st, vs. STL (4-1 win), 4/26/15
Road: Wes Walz, 8:09 of 1st, at COL (3-2 loss), 4/12/03

FIRST EMPTY-NET GOAL

Home: Jason Pominville, 18:34 of 3rd vs. COL (5-2 win), 4/28/14
Road: Mikael Granlund, 18:47 of 3rd, at STL (4-2 win), 4/16/15

FIRST PENALTY SHOT

Home: None
Road: None

FIRST PENALTY SHOT AGAINST

Home: Ryan Smyth, missed, 17:33 of 3rd vs. COL (3-2 OT loss), 4/9/08
Road: None

FIRST PENALTY

Home: Jason Marshall (cross check), 7:32 of 1st vs. COL (3-0 loss), 4/14/03
Road: Andrew Brunette (hooking), 2:54 of 2nd, at COL (4-2 win), 4/10/03

FIRST MINOR PENALTY

Home: Jason Marshall (cross check), 7:32 of 1st, vs. COL (3-0 loss), 4/14/03
Road: Andrew Brunette (hooking), 2:54 of 2nd, at COL (4-2 win), 4/10/03

FIRST MAJOR PENALTY

Home: Matt Johnson (fighting), 0:07 of 1st, vs. VAN (3-2 loss), 4/29/03
Road: Brent Burns (fighting), 11:38 of 1st, vs. ANA (3-2 loss), 4/13/07

FIRST MISCONDUCT PENALTY

Home: Clayton Stoner & Nate Prosser, 20:00 of 3rd, vs. COL (5-2 win), 4/28/14
Road: Willie Mitchell, Brad Brown & Matt Johnson, 20:00 of 3rd per., at Vancouver (3-2 win), 4/27/03

FIRST PP ATTEMPT

Home: 10:02 of 1st, vs. COL, 4/14/03
Road: 4:38 of 2nd, at COL, 4/10/03

FIRST PENALTY KILL

Home: 13:42 of 1st, vs. COL, 4/14/03
Road: 2:54 of 2nd, at COL, 4/10/03

FIRST TWO-GOAL GAME

Home: Richard Park, vs. COL, 4/21/03
Road: Wes Walz, at VAN, 4/25/03

FIRST HAT TRICK

Home: None
Road: None

FIRST TWO-ASSIST GAME

Home: Marian Gaborik (2a), vs. COL (3-2 OT win), 4/21/03
Road: Darby Hendrickson (2a), at COL (3-2 loss), 4/12/03

FIRST THREE-ASSIST GAME

Home: Cliff Ronning (3a), vs. VAN (5-1 win), 5/7/03
Road: None

FIRST TWO-POINT GAME

Home: Marian Gaborik (1g-2a); Richard Park (2g-0a), vs. COL, 4/21/03
Road: Andrew Brunette (1g-1a), at COL (4-2 win), 4/10/03

FIRST THREE-POINT GAME

Home: Marian Gaborik (1g-2a), vs. COL, 4/21/03
Road: Andrew Brunette (1g-2a), at COL, 4/22/03

FIRST FOUR-POINT GAME

Home: Zach Parise (2g-2a), vs. COL, 4/28/14
Road: None

GOALTENDING

FIRST WIN

Home: Manny Fernandez, vs. COL (3-2 OT win), 4/21/03
Road: Dwayne Roloson, at COL (4-2 win), 4/10/03

FIRST LOSS

Home: Dwayne Roloson, vs. COL (3-0 loss), 4/14/03
Road: Dwayne Roloson, at COL (3-2 loss), 4/12/03

FIRST SHUTOUT

Home: Darcy Kuemper, vs. COL (1-0 OT win), 4/21/14
Road: Devan Dubnyk, at STL (2-0 win), 4/19/17

FIRST PENALTY SHOT FACED

Home: Niklas Backstrom, vs. Ryan Smyth (COL); miss (3-2 OT loss), 4/9/08
Road: None

FIRST POINT

Home: None
Road: Niklas Backstrom, at ANA, 4/19/07

FIRST PENALTY

Home: Dwayne Roloson (tripping), 8:35 of 1st, vs. ANA (2-0 loss), 5/12/03
Road: Dwayne Roloson (roughing), 20:00 of 2nd, at VAN (7-2 win), 5/5/03

**We'll make
the assist
so you
can make
your goal**

#GoWild #OurIce

FULFILLMENT, PROMOTIONS & PRINTING



pointbsolutions.com

PROSPECT REPORT





2020-2021 PROSPECT REPORT

CHL	TEAM	GP	G	A	PTS	+/-	PIM
LW Adam Beckman	Spokane (WHL)	21	17	10	27	-6	8

Led team in scoring, goals, PPG (7) and GWG (3)...Ranked T-1st in WHL in shots on goal (116) and T-2nd in goals... Recorded hat tricks in back-to-back games (4/28, 5/1)...Tallied goal and season-high 11 shots at Portland (3/21)... Recorded three points (1-2=3) in seven games with Iowa...Wild's third-round selection in 2019 NHL Entry Draft.

D Daemon Hunt	Moose Jaw (WHL)	23	8	10	18	-12	11
---------------	-----------------	----	---	----	----	-----	----

Signed three-year, entry-level contract with Minnesota (5/6)...Ranked second among WHL defensemen in goals, T-2nd in PPG (4) and third in shots on goal (77)...Tallied three points (2-1=3) at Swift Current (3/20)...Named Moose Jaw captain (2/18)...Also skated in three games with Iowa and recorded five points (3-2=5) in three games with Virden (MJHL)...Third-round selection in 2020 NHL Entry Draft.

COLLEGE	TEAM	GP	G	A	PTS	+/-	PIM
C Matt Boldy	Boston College (H-East)	22	11	20	31	15	4

Signed three-year, entry-level contract with the Wild (3/30)...Led team in scoring, goals, assists, PPP (9) and shots (71)... Ranked T-1st in NCAA with three SHG and T-11th in scoring and assists...Hobey Baker Award Top Ten Finalist (3/17)... Tallied four assists in 6-5 OTL vs. Lowell (3/17)...Recorded five points (1-4=5) in 7-1 win vs. Lowell (2/12)...Hockey East Co-Player of Week (3/8, 2/15), Hockey East Player of Week (11/30)...Recorded eight multi-point games...Tallied seven points (5-2=7) in seven games to help United States win gold medal at 2021 IIHF World Junior Championship...Led tournament with three PPG...Ranked T-1st on team in goals, second in TOI/game (18:31) and T-4th in scoring...First-round selection in 2019 NHL Entry Draft.

LW Vladislav Firstov	U. of Connecticut (H-East)	13	3	9	12	3	12
----------------------	----------------------------	----	---	---	----	---	----

Ranked third on team in assists, T-5th in scoring...Recorded two multi-point games and one PPG...Tallied four points (2-2=4) in 6-5 OT win vs. New Hampshire (1/15)...Appeared in five games for Russia at 2021 IIHF World Junior Championship... Second-round selection in 2019 NHL Entry Draft.

F Sam Hentges	St. Cloud State Univ. (NCHC)	29	8	9	17	-1	14
---------------	------------------------------	----	---	---	----	----	----

St. Cloud lost to UMass in NCAA championship game...Ranked fourth on team in shots on goal (76)...Tallied three multi-point games, two PPG and one GWG...Seventh-round selection in 2018 NHL Entry Draft.

F Jack McBain	Boston College (H-East)	24	6	13	19	14	12
---------------	-------------------------	----	---	----	----	----	----

Junior ranked second on team in faceoffs won (252) and faceoff percentage (54.7%), third in assists and shots on goal (60), T-3rd in scoring and T-4th in blocked shots (23)...Named alternate captain (3/2)...Recorded six-game point streak (3-7=10, 1/23-2/13)...Notched season-high three points (1-2=3) including GWG in 4-3 win at UMass Lowell (2/13)... Recorded five multi-point games...Tallied 2 goals in 4-3 win vs. UMass (11/27)...Third-round selection in 2018 NHL Entry Draft.

C Bryce Misley	U. of Vermont (H-East)	13	1	2	3	-10	0
----------------	------------------------	----	---	---	---	-----	---

Signed amateur tryout contract with Iowa (3/13)...Served as alternate captain...Fourth-round selection in 2017 NHL Entry Draft.

C Nikita Nesterenko	Boston College (H-East)	24	8	11	19	12	18
---------------------	-------------------------	----	---	----	----	----	----

Ranked T-3rd on team in scoring and fourth in goals...Ranked T-11th in goals and T-13th in scoring among NCAA freshmen... Led Hockey East freshmen in goals, assists and points...Named to Hockey East All-Rookie Team and Hockey East Co-Rookie of Year...Recorded five multi-point games, one GWG and one SHG...Started college career with five-game point streak (3-4=7)...Tallied goal in first collegiate game, a 6-3 win at UMass (11/28)...Sixth-round selection in 2019 NHL Entry Draft.

RW Nick Swaney	U. of Minn. Duluth (NCHC)	28	13	15	28	5	10
----------------	---------------------------	----	----	----	----	---	----

Signed one-year, entry-level contract with Minnesota (4/11)...Signed ATO with Iowa for remainder of this season...Ranked T-1st on team in scoring, second in assists, PPP (11) and shots on goal (124), T-2nd in goals...Ranked fifth in NCAA in shots...Collected eight multi-point games, three PPG, one GWG and one SHG...First-Team All-NCHC Forward...Ranked second in NCHC in goals and T-2nd in scoring...NCHC Forward of Week (3/2)...Tallied hat trick (GWG) vs. St. Cloud State (2/27) to become 59th player in Bulldogs history to score 100 career points...Recorded six-game point streak (4-4=8, 1/23-2/6)...Skating in senior season...Seventh-round selection in 2017 NHL Entry Draft.

D Marshall Warren	Boston College (H-East)	23	3	8	11	13	27
-------------------	-------------------------	----	---	---	----	----	----

Ranked second on team in PIM...The sophomore ranked second in plus/minus rating and third in scoring among team defensemen...Recorded two multi-point games...Recorded GWG in 4-3 OT win vs. UConn (12/11)...Sixth-round selection in 2019 NHL Entry Draft.

2020-2021 PROSPECT REPORT



INTERNATIONAL	TEAM	GP	G	A	PTS	+/-	PIM
C Matvey Guskov	Krasnaya Armiya Moskva (MHL)	14	5	5	10	3	6

Ranked T-2nd on team in scoring with three assists in seven MHL playoff games...Played two games with CSKA Moscow (KHL) and one game with Zvezda Moskva (VHL)...Fifth-round selection in 2019 NHL Entry Draft.

D Filip Johansson	Frolunda HC (SWE)	46	6	5	11	-6	12
-------------------	-------------------	----	---	---	----	----	----

Ranked second among team defensemen in goals and third in scoring and shots on goal (99)...First-round selection in 2018 NHL Entry Draft.

D Simon Johansson	Mora IK (SWE-1)	14	1	11	12	4	6
-------------------	-----------------	----	---	----	----	---	---

Tallied two points (1-1=2) in four qualification games for Mora IK...Recorded four points (1-3=4) in 37 games with Djurgarden (Sweden Elite League)...2018 Fifth-round selection.

F Alexander Khovanov	Bars Kazan (VHL)	30	8	16	24	5	50
----------------------	------------------	----	---	----	----	---	----

Tallied one assist in five playoff games...Led team in GWG (3), ranked second in scoring, assists and PIM during regular season...Tallied three PPG and five multi-point games...Also skated in seven games with Ak Bars Kazan (KHL)...Third-round selection in 2018 NHL Entry Draft.

C Marat Khusnutdinov	SKA St. Petersburg (KHL)	12	0	2	2	-1	2
----------------------	--------------------------	----	---	---	---	----	---

Suffered upper-body injury (2/11) and missed remainder of season...Recorded 14 points (3-11=14) in 10 games with St. Petersburg (MHL) and one goal in four games for SKA-Neva St. Petersburg (VHL)...Tallied five points (3-2=5) in seven games for Russia at 2021 IIHF World Junior Championship...Recorded one PPG and one GWG...Ranked T-2nd on team in scoring and second among team forwards in TOI/game (17:26)...Second-round selection in 2020 NHL Entry Draft.

C Pavel Novak	Motor Ceske Budejovice (CZE)	15	0	1	1	-10	2
---------------	------------------------------	----	---	---	---	-----	---

Tallied four points (1-3=4) in nine games with HC Stadion Litomerice (Czech 2)...Recorded three points (1-2=3) in five games for Czech Republic at 2021 IIHF World Junior Championship...Ranked T-2nd on team in scoring and shots on goal (13).

GOALTENDERS	TEAM	GP	MIN	GAA	RECORD	SO	GA	SV%
Filip Lindberg	U. Massachusetts (H-East)	15	918	1.24	10-1-4	5	19	.949

Led NCAA in SV% and GAA, ranked T-2nd in shutouts...Stopped all 25 shots faced in 5-0 win vs. St. Cloud State in NCAA championship game (4/10)...Named to NCAA All-Tournament Team...Went 10-0-3 with a .903 GAA, a .962 SV% and five shutouts in last 13 games...Made 18 saves in 4-0 vs. Bemidji State to help UMass advance to Frozen Four (3/27)...Stopped all 16 shots faced in 1-0 win vs. UMass Lowell in Hockey East championship game (3/20)...Hockey East All-Tournament Team...Hockey East Goalie of the Month (January and February)...Hockey East Defensive Player of Week (3/22, 2/1)...Skating in junior season...Seventh-round selection in 2019 NHL Entry Draft.



2020-2021 IOWA WILD

**RECORD: 16-12-4-0, 36 POINTS,
FOURTH PLACE IN CENTRAL DIVISION, 15TH PLACE IN WESTERN CONFERENCE**

END-OF-SEASON PLAYER STATISTICS

AS OF MAY 13, 2021

#	POS	PLAYER	GP	G	A	PTS	+/-	PIM	PP	SH	PT/G	PIM/G	SOG
40	C	GABRIEL DUMONT	32	12	18	30	3	56	3	0	0.94	1.75	87
43	C	CONNOR DEWAR	30	12	10	22	5	13	4	1	0.73	0.43	66
* 2	D	CALEN ADDISON	29	6	14	20	4	33	1	0	0.69	1.14	68
* 18	C	DAMIEN GIROUX	32	7	12	19	5	27	2	0	0.59	0.84	46
23	LW	MASON SHAW	28	6	13	19	3	37	0	0	0.68	1.32	58
20	LW	GERRY MAYHEW	19	9	9	18	-2	19	2	0	0.95	1.00	54
14	RW	WILL BITTEN	29	6	12	18	3	19	0	0	0.62	0.66	69
* 21	RW	MITCHELL CHAFFEE	26	1	15	16	10	16	0	0	0.62	0.62	54
12	LW	MATT BOLDY	12	6	9	15	3	2	3	0	1.25	0.17	45
36	C	JARRETT BURTON	32	4	5	9	-9	18	0	0	0.28	0.56	33
44	D	MATT BARTKOWSKI	22	1	7	8	-2	19	0	0	0.36	0.86	32
6	C	MITCH MCLAIN	21	5	2	7	-3	34	0	0	0.33	1.62	38
47	D	LOUIE BELPEDIO	21	3	4	7	4	23	2	0	0.33	1.10	49
* 27	D	RYAN O'ROURKE	31	1	6	7	3	26	0	0	0.23	0.84	25
22	LW	BRANDON DUHAIME	22	4	2	6	6	30	0	0	0.27	1.36	49
29	D	KEATON THOMPSON	31	2	3	5	4	48	0	0	0.16	1.55	42
* 16	RW	TYLER SHEEHY	14	1	4	5	-1	0	0	0	0.36	0.00	23
17	RW	DMITRII SOKOLOV	14	3	1	4	-5	0	1	0	0.29	0.00	36
55	LW	CODY MCLEOD	29	2	2	4	-9	93	0	0	0.14	3.21	37
39	D	TURNER OTTENBREIT	18	1	3	4	7	9	0	0	0.22	0.50	16
3	D	IAN MCCOSHEN	11	0	4	4	4	13	0	0	0.36	1.18	9
9	LW	BRYCE MISLEY	9	1	2	3	-2	2	0	0	0.33	0.22	7
41	D	JOSH ATKINSON	15	0	3	3	-6	27	0	0	0.2	1.80	17
10	RW	NICK SWANEY	5	1	1	2	4	0	0	0	0.4	0.00	8
* 13	D	DAEMON HUNT	5	1	0	1	0	0	0	0	0.2	0.00	3
* 30	RW	SHAWN BOUDRIAS	4	0	1	1	-1	9	0	0	0.25	2.25	2
* 31	D	FEDOR GORDEEV	7	0	1	1	-2	15	0	0	0.14	2.14	7
37	D	HUNTER WARNER	1	0	0	0	-3	0	0	0	0	0.00	1

#	GOALTENDER	GP	W	L	SOL	SO	SA	GA	GAA	SV	SV%	MIN
* 30	DEREK BARIBEAU	10	6	1	2	0	278	24	2.54	254	0.914	566:23
* 92	HUNTER JONES	18	8	9	1	2	540	60	3.47	480	0.889	1037:19
31	JOEL RUMPEL	5	1	2	1	0	131	16	3.68	115	0.878	260:44

*ROOKIE



ENERGIZED BY THE PLACES WE LIVE, WORK AND PLAY

Our commitment to this community is a big part of everything we do. We're into buying local. Investing here. Supporting carbon-free initiatives. Delivering energy you can count on to be cleaner, safer and less expensive. We're here to keep living room lamps lit. And futures as bright as we can make them. Because doing our part for the places we live and work is good energy.

We are proud to celebrate 20 years with the Xcel Energy Center and the Minnesota Wild. Because we know what it means to put good energy into action, both on and off the ice.



Visit [xcelenergy.com](https://www.xcelenergy.com) to learn more.